

# Clark County Board of Health

Regular Monthly Meeting | April 18, 2024, 6:00pm

529 East Home Road, Springfield, Ohio 45503 | Main Conference Room



## agenda

1. Call to Order, Roll Call, and Establishment of Quorum
2. Additions to and Adoption of the Agenda <sup>(MVV)</sup>
3. Approval of the Last Meeting Minutes: March 21, 2024 <sup>(MVV)</sup>
4. Public Comment
5. Old Business
  - a. Sewage Nuisance: 3061 Springfield-Jamestown Road (Zibby DeWitt) <sup>(MRC)</sup>
  - b. Sewage Nuisance: 2371 Thor Drive (Zibby DeWitt) <sup>(MRC)</sup>
6. New Business
  - a. HSTS Variance Request: 631 Kramer Road (Zibby DeWitt) <sup>(MRC)</sup>
  - b. FCFC Shared Funding Agreement (Chris Cook) <sup>(MRC)</sup>
  - c. Office to Clinic Room Conversion Construction Contract (Chris Cook) <sup>(MRC)</sup>
  - d. Personnel Policy Appendix 7: Child/Visitor Policy Approval (Chris Cook) <sup>(MRC)</sup>
  - e. Senator Brown Congressional Directed Spending Grant Submissions (Chris Cook) <sup>(MRC)</sup>
  - f. IMS Postage Meter Contract (Chris Cook) <sup>(MRC)</sup>
  - g. Hauck HVAC Project Invoice (Chris Cook) <sup>(MRC)</sup>
  - h. Healthcare Contract with Anthem (Chris Cook) <sup>(MRC)</sup>
  - i. Creating Healthy Communities Grant Submission (Gracie Hemphill) <sup>(MRC)</sup>
  - j. Safe Communities Grant Submission (Gracie Hemphill) <sup>(MRC)</sup>
  - k. Adolescent Health Grant Submission (Gracie Hemphill) <sup>(MRC)</sup>
  - l. One Ohio Foundation Grant Submission (Gracie Hemphill) <sup>(MRC)</sup>
7. Financial Reports
  - a. Expenses and Vouchers (*Lindsey Hardacre*) <sup>(MRC)</sup>
  - b. Transfers and Advances (*Lindsey Hardacre*) <sup>(MRC)</sup>
  - c. Monthly Fund Report (*Lindsey Hardacre*)
8. Public Health Team Reports
  - a. Environmental Health (*Zibby DeWitt*)
  - b. Nursing and Clinics (*Christina Conover*)
    - i. 1<sup>st</sup> Quarter Communicable Disease Report
  - c. Early Childhood (*Lori Lambert*)
  - d. Women, Infants, and Children (*Emily Shaffer*)
  - e. Health Planning (*Gracie Hemphill*)
9. Legislative Update and Health Commissioner's Comments
10. Executive Session (*if needed*) <sup>(MRC)</sup>
11. Additional Business
12. Next Meeting Date: May 16, 2024
13. Adjournment <sup>(MVV)</sup>

*(MVV)* = Motion + Voice Vote  
*(MRC)* = Motion + Roll Call

Scan to access the Board  
of Health meeting packet.



Clark County Combined Health District  
Board of Health Meeting Minutes  
March 21, 2024

President Dala DeWitt called the March 21, 2024, Clark County Combined Health District Board of Health meeting to order at 6:00pm.

Board members present: Dala DeWitt, Valerie Moore, Mike Adamson, Scott Griffith, Dr. Dana King, Dr. Bernadette deGuzman and Dr. Sherry Robinette.

No Board members absent.

Staff present: Chris Cook, Health Commissioner; Gracie Hemphill, Deputy Health Commissioner; Christina Conover, Director of Nursing; Elizabeth “Zibby” DeWitt, Environmental Health Director; Lori Lambert, Early Childhood Director; Emily Shaffer, WIC Director, Shannon Hackathorne, Administrative Assistant to the Health Commissioner/HR Specialist; Linda Moore, Fiscal Officer and Dr. Laura Thompson, Medical Director.

Guests: Crystal Eyman, citizen.

Ms. Moore motioned to adopt the meeting agenda and Dr. deGuzman seconded. The motion passed unanimously.

Mr. Griffith motioned to accept the February 15, 2024, meeting minutes as submitted, and Ms. Moore seconded. The motion passed unanimously.

## **OLD BUSINESS**

Sewage Nuisance—3061 Springfield-Jamestown Road: Zibby said that this item was tabled last month, and she is requesting the board table the item again this month as we are still working with the property owner. She said that there were some extenuating circumstances that delayed the service provider repairing the problem, but they are working to get it completed.

Dr. King motioned to table the agenda item declaring a sewage nuisance for 3061 Springfield-Jamestown Road and Mr. Griffith seconded. The motion passed unanimously.

## **NEW BUSINESS**

Household Sewage Treatment System Nuisance-2371 Thor Drive: Zibby said that we went out last November to inspect this aerator and found that there was a high-water alarm as the system keeps overflowing with additional water coming into the system. She said that there is more water coming in the system than it can treat so it is overflowing out of the top of the system. She said that there is either a sump pump or other system constantly pumping water into the system and causing flooding. She said that the property owner is working with a service provider to get this fixed but has not made it that far yet, so we are asking at this point to declare it a public health nuisance. The property owner, Crystal Eyman said that she does have 2 sump pumps in the basement and 1 of them has significant groundwater and she is not sure why that one was not hooked to the system, but the other 1 that is for her washer was hooked to the system and every time the alarms go off, she reaches out to Mr. Harrod. She said that she had an appointment with Mr. Harrod just over a month ago to look at the septic system and sump pumps, but he never made the appointment and did not respond for another month or more. She said that the day

before we came out, she had reached out to him advising him that she had water pouring out from the top of her system that was flooding her basement. She said that her dad was there, and he was able to fix the sump pump following Mr. Harrod's recommendation. She said that she has reached out to Mr. Harrod every time she has had an alarm go off, and received a bill for \$2,300.00, but he still has not been back out to make the repairs. She said that she understands that he has suffered from a loss in his family which is why he has not been responsive but said that it has been very difficult having only 1 provider in the county licensed to work on her system. Ms. Dala DeWitt asked if the recommendation was to have the system inspected again in 21 days per the resolution. Zibby confirmed that was correct and asked Crystal if Mr. Harrod replaced the equipment. Crystal said that she is not sure if he has replaced the equipment. She said that he sent her a message on Tuesday of this week advising what repairs were needed and the cost. Dr. Robinette asked who Mr. Harrod was and Zibby advised that he is the service provider. Dr. Robinette asked if he is the only service provider that can work on her system. Zibby said that she has a newer system that requires service providers who are registered in Clark County to work on them. She said that Mr. Harrod is the only service provider registered in the county to work on her system. She said that service providers must be trained by the specific manufacturer of the unit and then must register with the state Department of Health to be a service provider in the counties they want to work in. Ms. Moore asked if we had a work around if Mr. Harrod is unavailable and a property owner need service. Zibby said that currently we do not have a work around or another provider we can call until another contractor registers in the county. She said that a couple of years ago we had another service provider registered to work on this type of system in the county, but they were based out of Columbus and decided not to register again because it was not financially beneficial for them due to the distance and limited number of customers. Ms. Dala DeWitt said that something must be done in this situation to stop the water from coming out of the top of the system which will require work on the sump pumps. Zibby confirmed that was correct. Crystal advised that she had an appointment with Mr. Harrod, and he did not show. She said that when he did get back to her, he said that he had another emergency and she had already missed work. Ms. Dala DeWitt asked if Mr. Harrod would take care of the sump pump issue as well. Zibby that typically he does not do sump pump work, however, if she asked, he may be willing to look at them as well. Crystal said that Mr. Harrod had agreed to look at her sump pumps to see if he could figure out why her system was overflowing, but her father was able to get the sump pump issued fixed. Ms. Moore asked Zibby if we needed to check the sump pump to confirm that it is working properly. Zibby advised that we can go out to ensure that is working properly. She added that she believes the flooding is due to the motor and UV light no longer working which is likely the reason for the \$2,300.00 cost. Dr. deGuzman asked if 21 days is a reasonable expectation. Zibby said that this is a reasonable timeframe if he can obtain the parts needed. She added that the manufacturer of the parts for her system is in Franklin, Ohio so they would reasonably be able to obtain the parts and have it fixed the same day. Dr. Robinette said that it seems that she is at the mercy of this 1 person to repair her system and she is uncomfortable declaring a nuisance when she is trying to fix the problem, but not getting a response. Chris added that he would expand on what Zibby said in that these are state regulations and state law says that service providers must be registered. He said that this would be like owning a certain make of vehicle that can only be serviced by a provider outside of the county. He said that there are barriers to maintaining systems such as these and unfortunately, he does not know what the solution is because we cannot force service providers to register in our county. Dr. Robinette asked if this is a legislative issue. Chris said that it is beyond us and Zibby added that it is not difficult for a service provider to register once they meet the requirements of the state which they must meet for any county they want to work in, we just do not have any other providers that have registered. Dr. Robinette asked if she could get specific information on the regulations to be

able to discuss this with our local legislators. Zibby said that she would forward information to the board following the meeting. Ms. Moore asked what the harm is to the neighbors. Zibby said that untreated sewage is being sent out to the surface of the ground which then absorbs and could be getting into drinking water and roadside ditches flowing down potentially into the neighboring yard. Dr. deGuzman asked if 21 days is the standard. Zibby said that this is the standard timeframe we have been using. Dr. deGuzman asked if extending the timeframe is an option since she has no control over the service provider's schedule, and he has shown himself to be somewhat optimally responsive. Ms. Moore said that her biggest concern with an extension is the amount of sewage that is sitting and will potentially going to roll over to the neighboring property. Crystal said that she did not want this system, but when she purchased the home, she was told that it was the only option, and she was already deep in the purchase and felt pressured into this system. Zibby said that this is not uncommon for Clark County. She said that we have many parcels that she refers to as postage stamp parcels because they are small with no room to put another soil-based leach system so when their current septic system fails this is their only option to continue living in the home. She said that there is a lot of upkeep and maintenance to these systems as they are all mechanical. She said that this is already affecting or will potentially affect a lot of people in Clark County as many neighborhoods have these smaller lots. Dr. Robinette expressed concern about declaring a nuisance and giving her only 21 days when she cannot get the service provider out to repair the problem, despite several attempts. Chris said that the science behind how sewage is treated and discharged is complex and manufacturers make specific systems because they believe their science is the best and they have a product to sell. He said that he would imagine that we are not the only county experiencing this problem, especially Southeastern Ohio where there are very few service providers already. Ms. Moore said that it seems we are going to begin seeing this more often as these older systems start to fail and asked Crystal how long she has lived in the home. Crystal said that she bought the home about 5 years ago. She said that the system was put in as part of the purchase with funding from the seller to keep her from abandoning the sale. She said that it has been nothing but a headache since costing her over \$2,500.00 the last time it failed and now another \$2,500.00, in addition to the \$200.00 annual service fee. Ms. Moore said that we need to figure out how to address this not only to help her get the repairs but must think about the underlying issue of sewage potentially going onto the neighboring property. Zibby said that she best solution to help solve this problem is to work with our city and county commissioners on extending sanitary sewer. Ms. Dala DeWitt explained to Crystal that right now they consider this a public health nuisance and that she would have 21 days to get it corrected. She said that they do hear what she is saying and understand that she is trying but the duty of the board is to protect the public's health and hopefully it will be repaired in 21 days before any legal action takes place. Dr. Robinette asked what the ramification is for her as the homeowner. Zibby explained that the way the resolution is written is that she has 21 days to abate the nuisance and if that order is neglected or disregarded, the Health Commissioner or his designee can refer this to the city prosecutor for legal action. Dr. Robinette stated that she is not comfortable with pursuing legal action against someone who is showing proof that she is trying to abate the nuisance, but all these regulations are preventing her from getting it resolved. She said that she understands the concern with having sewage running into the neighbor's property, but she is desperate at this point, trying to get it fixed and that does not seem fair to her either. Chris said that he understands but is also working to protect the board and said to help everyone see the whole prospective, if the homeowner that is receiving untreated sewage cannot use their backyard for their kids to play or dog to run and they hear that the board is unwilling to declare a nuisance be abated there is risk of legal action against the board as well. Dr. deGuzman asked what the follow up is from our team. Zibby said that we would ask that the homeowner, Crystal, keep us updated and we will go check the system during the 21-

day period. She said that she is also happy to help her work with Mr. Harrod to help bridge that communication gap to get the issue resolved. Ms. Dala DeWitt asked what happens on the 23<sup>rd</sup> day when the system is not fixed but they are actively working on it, such as getting parts. Zibby said that we can use our professional judgement and legal action does not have to be taken at that point. Chris said that the board could instruct him at that point to use his professional judgement, which he is happy to do. Zibby said that if the lines of communication are open and they are working to fix the problem, we are going to use our professional judgement and not refer them to the city prosecutor for legal action. Mr. Griffith said the resolution is for the board to declare a public health nuisance which is a duty of the board, but they do not necessarily have to go forward with legal action if the homeowner is in good faith working on the problem. He said that we know the underlying problem is the service provider not able to complete the work and asked what the ramifications of the nuisance being declared are to her as the homeowner. Chris said that he does not see any ramifications to her other than the nuisance being on file for the property if she listed it for sale tomorrow. Zibby said that once the nuisance is abated that will be on file for the property as well. Ms. Dala DeWitt recommended adding language to the resolution giving the Health Commissioner authority to use his professional judgement when determining the progress towards compliance.

**R 29-24** A resolution declaring the property at 2371 Thor Dr. (parcel #2200300019308002) a public health nuisance under authority of *Revised Code 3707.01* and further ordering the owner, Crystal White, to abate the sewage nuisance within 21 days and if such orders are neglected or disregarded directing the Health Commissioner or his designee to pursue legal action under *Revised Code 3707.02* and for the Health Commissioner to use his professional judgment when determining the progress towards compliance with and the timeline for pursuing legal action.  
 Motioned by: Ms. Moore  
 Seconded by: Mr. Adamson

Mr. Adamson	Yes	
Ms. DeWitt	Yes	
Dr. King	Yes	
Ms. Moore	Yes	
Dr. deGuzman	Yes	
Dr. Robinette	Yes	
Mr. Griffith	Yes	Motion passed.

Position Upgrades and Adjustments: Lori said that she is asking the board to consider upgrading Erica Minhas from a Community Health Worker 1 to a Community Health Worker 2. She said that Erica is one of our bilingual home visitors who does an excellent job and has met all the requirements for the position.

Gracie said that she is asking the board to consider upgrading Helaina LeCaptain from Epidemiologist 1 to Epidemiologist 1.5 as she met all the requirements for this upgrade. She said that she has been with us for a year now and does a great job not only here in Clark County, but she also helps with Madison and Champaign County who we contract with for epidemiology services. She said that she has proven to be a good team player and is passionate about her job.

Christina said that she is asking the board to consider moving Randilyn Belford from Medical Assistant 2 to an LPN 1 as she has recently passed her boards.

Chris said that we are asking for permission to amend Anna Jean Sauter’s job description to include being the Accreditation Coordinator and the duties that come with leading that here for reaccreditation. He said that we are also asking to amend Stephanie Johnson’s job description to include duties that she has already been doing for several months being our go to person for IT support when our contracted company is not on site.

- R 30-24** A resolution approving agenda items 6bi through 6bv, as written.
- R 30-24 6bi** A resolution approving a position classification upgrade and associated pay increase for Erica Minhas from Community Health Worker 1 to Community Health Worker 2, effective April 1, 2024.
- R 30-24 6bii** A resolution approving a position classification upgrade and associated pay increase for Helaina LeCaptain from Epidemiologist 1 to Epidemiologist 1.5, effective April 1, 2024.
- R 30-24 6biii** A resolution approving a position classification upgrade and associated 5% pay increase for Randilyn Belford from Medical Assistant 2 to LPN 1, effective April 1, 2024.
- R 30-24 6biv** A resolution modifying the job description for Anna Jean Sauter to include Accreditation Coordinator duties and approving an associated 2.5% pay increase, effective April 1, 2024.
- R 30-24 6bv** A resolution modifying the job description for Stephanie Johnson to include Information Technology Technician duties and approving an associated 2.5% pay increase, effective April 1, 2024.

Motioned by: Dr. Robinette

Seconded by: Ms. Moore

Ms. Moore	Yes	
Mr. Adamson	Yes	
Dr. Robinette	Yes	
Dr. deGuzman	Yes	
Mr. Griffith	Yes	
Dr. King	Yes	
Ms. Dewitt	Yes	Motion passed.

Out of State Travel for Vince Carter: Christina said that we are requesting permission to send Vince Carter to the Social Determinants of Health and Health Equity Congress which is specified for Health Equity purposes and Health Equity workforce development and fully covered by grant money. She said that this has also been part of the cost of poverty training that we recently completed, and we selected this conference as it aligns with some of his annual goals to better understand trends and the movement on the national front not just locally with regards to HealthEquity.

- R 31-24** A resolution approving out of state travel for Vince Carter to attend the Social Determinants of Health and Health Equity Congress in Las Vegas on March 25 and 26.

Motioned by: Dr. Robinette

Seconded by: Mr. Griffith

Ms. Moore	Yes	
-----------	-----	--

Mr. Adamson	Yes	
Dr. King	Yes	
Dr. deGuzman	Yes	
Dr. Robinette	Yes	
Ms. DeWitt	Yes	
Mr. Griffith	Yes	Motion passed.

Health Screening Clinic Contract: Christina said that Chris had previously provided some information to the board about the refugee health screening clinic, and we are asking permission to enter into a contract with Dr. John Dobson for that clinic. She said that Dr. Dobson has been a member of the Medical Reserve Corp (MRC) for many years and is interested in helping us with this project as the diagnostician and prescriber. She said that this project is fragmented funding from several different sources and not necessarily a grant we are asking to contract specifically for this position. Ms. Moore asked about the length of the contract. Christina said that the contract as of now is through December of 2024 which will allow us to determine the demand and success of the clinic. She said that it will then move into the annual contract rotation schedule.

**R 32-24** A resolution authorizing the Health Commissioner to negotiate and execute a contract with Dr. John Dobson for the Core Health Screening Clinic.  
 Motioned by: Dr. King  
 Seconded by: Dr. deGuzman

Dr. deGuzman	Yes	
Ms. Moore	Yes	
Mr. Adamson	Yes	
Dr. King	Yes	
Dr. Robinette	Yes	
Mr. Griffith	Yes	
Ms. DeWitt	Yes	Motion passed.

HealthPath Foundation Grant Submission: Christina said that we have a collaborative effort between the health district, the Nehemiah Foundation, Mercy Health, and the Mercy Foundation with regards to the Faith Community Health Ministry. She said that as we look for additional funding sources to sustain this program and opportunity was brought to us and we are asking for permission to submit a small grant request for \$8,000.00 for general operating support that would be used for the cost of personnel which is the coordinator and 2 part-time staff to help with supporting activities such as health promotion and material distribution.

**R 33-24** A resolution authorizing the Health Commissioner to do all things necessary including submitting the grant, negotiating, and executing all related contracts and creating new funds for the HealthPath Foundation grant.  
 Motioned by: Mr. Griffith  
 Seconded by: Dr. King

Ms. Dewitt	Yes
Mr. Adamson	Yes
Dr. Robinette	Yes
Dr. deGuzman	Yes
Mr. Griffith	Yes
Dr. King	Yes

Ms. Moore                      Abstain                      Motion passed.

Tobacco Grant Submission: Gracie said that we are asking permission to submit our Tobacco Cessation and Prevention grant which is a continuation grant in the amount of \$132,000.00. She said that this is the 3<sup>rd</sup> year of a 3-year grant cycle so many of the goals and deliverables for the grant stay consistent with what we are already doing which includes cessation awareness and connection to resources, community focus on youth on the accessibility of tobacco and nicotine products, working with local organizations particularly behavioral health facilities and continuing our Health Equity work.

**R 34-24**                      A resolution authorizing the Health Commissioner to do all things necessary including submitting the grant and negotiating and executing all related contracts for the State of Ohio Tobacco grant.

Motioned by: Dr. deGuzman

Seconded by: Dr. Robinette

Ms. DeWitt	Yes	
Mr. Adamson	Yes	
Dr. deGuzman	Yes	
Ms. Moore	Yes	
Mr. Griffith	Yes	
Dr. King	Yes	
Dr. Robinette	Yes	Motion passed.

Home Road Server Purchase: Chris said that unfortunately the Home Road server must be replaced. He said that the current server was purchased in 2011 into 2012 and is way past its useful lifetime. He said that the way that Microsoft has changed their licensing and integration and us being an Office 365 agency, the current server will no longer synchronize with our online accounts. He said that Tech Advisors has been fantastic with finding a workaround, but it is a 90-day workaround because we are doing a trial of a 2024 server, so it is critical that we get this server replaced. He said that this server controls our High Street phones and has all our shared databases. He said that Tech Advisors has also done a great job extending the life of the current server and did a nice with the replacement quote as it started at \$19,000.00, but they were able to move more files to the cloud and reduce the footprint of the server that we need in house.

**R 35-24**                      A resolution authorizing the purchase of a server for the Home Road location, not to exceed \$15,000 payable from the MAC fund.

Motioned by: Mr. Griffith

Seconded by: Dr. King

Dr. King	Yes	
Mr. Adamson	Yes	
Dr. Robinette	Yes	
Dr. deGuzman	Yes	
Mr. Griffith	Yes	
Ms. DeWitt	Yes	
Ms. Moore	Yes	Motion passed.

Cleaning Contract: Chris said that our regularly employed custodian will be out on extended leave for 3 months and we cannot go without normal cleaning during that time. He said that when our custodian is



on vacation or takes a day off, we do our best to get by with the help of staff helping get the trash out, but sometimes we go without the office being cleaned. He said that this is something that he would like to get put in place to fill that 3-month period and to have as a fill-in or PRN cleaner when our custodian is on vacation. He said that talked with some of our partners in the community and thanked the City of Springfield as they gave us some good leads on local cleaning companies. He said that we brought in 3 different local companies to look around and they gave us their best quotes with some nice checklists. He noted that each of the companies was minority owned and that was important to us. He said that after reviewing the quotes we ranked them and would like to recommend that contract with 111 Cleaning Service. He referred to the quotes included in the board packet. He said that while 111 Cleaning Service was slightly more expensive per visit, they also quoted us a monthly rate which is closer to the 2<sup>nd</sup> lowest quote per visit. He said that the PRN rate is slightly higher because they do not have excess labor on standby which makes it a little more expensive. He said that we are recommending 111 Cleaning Service because we like the services they are providing per the checklist, the interaction from the business owner and the follow-up. He said that the resolution is not exceed \$27,000.00 for the year which includes the 3 months of cleaning services plus some potential PRN services for days our custodian takes the day off or is on vacation.

**R 36-24** A resolution authorizing the Health Commissioner to enter into a contract with a cleaning provider for backup cleaning services, not to exceed \$27,000 per year.

Motioned by: Dr. deGuzman

Seconded by: Ms. Moore

Mr. Griffith	Yes
Mr. Adamson	Yes
Dr. Robinette	Yes
Dr. deGuzman	Yes
Ms. DeWitt	Yes
Ms. Moore	Yes
Dr. King	Yes

Motion passed.

PayScale Update: Chris referred to the updated version of the pay scale in the board packet. He explained that there are a few additions of positions that were previously approved that did not make it to the pay scale. He said that the purpose of this update is to recognize the difference in skill level required for being a licensed practical nurse (LPN). He referred to page 2 showing the proposed changes in red and said that originally the medical assistant 1 (MA) and LPN position were on the same level, so we did a cascade bump down, moving LPN 1 down 1 level which then moved LPN 2 down 1 level. He said that the changes proposed in blue are for position updates or creations that were previously approved such as the disease investigator and administrative assistant 4/HR but did not make it on the pay scale.

**R 37-24** A resolution approving the revised PayScale as submitted at the March 21, 2024, Clark County Combined Health District Board of Health meeting.

Motioned by: Ms. Moore

Seconded by: Mr. Adamson

Dr. deGuzman	Yes
Mr. Adamson	Yes
Ms. Moore	Yes
Ms. DeWitt	Yes
Mr. Griffith	Yes

Dr. King	Yes	
Dr. Robinette	Yes	Motion passed.

Annual Report Acceptance: Chris referred to the annual report included in the board packet. He said that this is our 2023 annual report which we do for several reasons with the first being that it is required by law, the second being that we must present it to the District Advisory Council (DAC) every year which will do next week at their annual meeting and third because it is a good way to share highlights of our year with the community and our partners. He shared that he likes this format, which is a compliment to not only our communications coordinator, Nate Smith, but also our directors and their staff who were responsible for the content. He said that the report is readable, and the pictures are great as they tell the whole story. He noted the letter from Charlie because it was his year as Health Commissioner, so we reached out and he wrote the letter for us. He said that the report is already on our website, and he hopes that our community partners and citizens will take a look at it. He thanked Gracie for being the proofer as well. Ms. Moore said the report is nicely done and thanked the team for their work. Mr. Adamson said the same and added that if there are presentations or other events with opportunities for the board to be present, he would welcome that opportunity.

**R 38-24** A resolution approving the 2023 Annual Report as submitted at the March 21, 2024, Clark County Combined Health District Board of Health meeting.

Motioned by: Dr. King

Seconded by: Dr. deGuzman

Dr. deGuzman	Yes	
Ms. Moore	Yes	
Mr. Adamson	Yes	
Dr. King	Yes	
Dr. Robinette	Yes	
Mr. Griffith	Yes	
Ms. DeWitt	Yes	Motion passed.

## FINANCIAL REPORTS

BOH Bills (Expenses & Vouchers): Linda presented the bills.

**R 39-24** A resolution approving payment of the bills from February 1, 2024 through February 29, 2024.

Motioned by: Dr. King

Seconded by: Ms. Moore

Mr. Adamson	Yes	
Ms. DeWitt	Yes	
Dr. King	Yes	
Ms. Moore	Yes	
Mr. Griffith	Yes	
Dr. Robinette	Yes	
Dr. deGuzman	Yes	Motion passed.

Transfers and Advances: Linda said that we are requesting budgeted transfers from the General Revenue Fund to the Environmental Services Fund for \$30,000.00 and the Water Systems Fund for \$30,000.00 and

budgeted advances from the General Revenue Fund to the Safe Communities Fund for \$5,000.00 and the COVID-19 Bridge Vaccination Fund for \$3,000.00. She said that we are asking that these advances be retroactive to 2/29/2024.

**R 40-24** A resolution approving budgeted transfers from the General Revenue Fund to the Environmental Services Fund for \$30,000.00 and the Water Systems Fund for \$30,000.00. In addition, approving budgeted advances from the General Revenue Fund to the Safe Communities Fund for \$5,000.00 and the COVID-19 Bridge Vaccination Fund for \$3,000.00, retroactive to 2/29/2024.

Motioned by: Mr. Adamson

Seconded by: Mr. Griffith

Mr. Griffith Yes

Dr. deGuzman Yes

Mr. Adamson Yes

Ms. Moore Yes

Dr. Robinette Yes

Ms. DeWitt Yes

Dr. King Yes

Motion passed.

Monthly Fund Report: Linda referred to fund 8220 which is the WIC fund. She said that this fund was previously in the negative for a little over \$21,000.00 due to a delay in payment from the Ohio Department of Health (ODH), but as of today we have received that payment, and the fund is back in the positive.

## **SPECIAL REPORT**

Public Health Response to the Solar Eclipse: Chris referred to the solar eclipse presentation on the screen and in the board packet. He said that credit for this presentation goes to Stephanie Johnson who created PowerPoint and has been a sought-after speaker in our county about the solar eclipse. He said that she has done a great job, presenting to several different groups throughout the county and thanked her for the work she has done preparing for this over the past couple of years. He started by talking with everyone about the difference between a lunar and solar eclipse. He said that this total solar eclipse event is not only a big deal because you will see it, but also because there will not be another one here until the year 2099. He went through the presentation sharing details about the path of totality and the time for when the eclipse will start in Springfield to totality at 3:09pm. He talked about the impacts we may see with people traveling here over multiple days in advance of the eclipse and shared our slogan here in Ohio which is "come early, stay late." He said that we want to try to avoid overloading our systems such as gas stations and grocery stores with demand as we are anticipating anywhere from 2 to 4 times the population of Clark County, which will depend on the weather. He said that Ohio will be one of the prime places in the line of totality and encouraged everyone to keep that in mind. He said that we have studied previous eclipse events such as the one in 2017 which showed some congestion leading up to the event, but it was widespread, so we are encouraging people to come early and stay late in hopes of spreading any influx over a few days. He shared that all local schools have closed to eliminate the impact of any congestion on busing students. He shared some map monitors that Ohio Department of Transportation has put out to monitor traffic and cell phone providers putting secondary towers in for this event. He said that there have been many discussions with our hospital, fire, EMS, and police talking about coordination and preparedness for this event as well. He said that we started out with 100,000 solar eclipses glasses and have distributed all of them. He said that we partnered with 134 community partners and schools to distribute the glasses throughout the county and are completely out. He said that

we have stopped our clinics beginning at 12:30pm on the 8<sup>th</sup> as we do not want people to have to fight through traffic, but we will be open. He said that we will keep our schedules light to allow our staff to go out and observe the eclipse as well.

## **PUBLIC HEALTH TEAM REPORTS**

Environmental Health: Zibby said that March tends to be a busy month and our environmental health specialists have been completing their 2<sup>nd</sup> round of school inspections for the 2023-2024 school year. She said that March is also the beginning of a new food license which includes our mobile food facilities, so the environmental health specialists have also been busy completing those inspections. She said that she is happy to share that they have started a new performance management program starting with our food program, tracking inspections and our goals for each month in more visible way for our staff to see where they are, and we are excited to get that started. She said that they will also begin the Manufactured Home Park inspections which includes inspecting 29-30 manufactured mobile home parks here in Clark County. She said that March also brings the start of spring sports such as baseball and softball and they have found that a handful of local leagues do not have their concession stand license and have not had it for some time, so she and Megan Davis have been diligently working with those leagues to come with good plans to get them licensed so that they are serving food safely to our children and community.

Nursing and Clinics: Christina said the verification of school records is a requirement of the get vaccinated Ohio grant. She said that the Ohio Department of Health selects the schools and grade levels for review, and we then look through the records to confirm they match the school report submitted. She said that this is an effective way to connect, identify gaps and create a good partnership with the school nurses. She said that she did include a table of the reviews completed so far for this program and the numbers are small as one of the schools selected was Nightengale Montessori which is a smaller private school.

Christina said that she did not add this to the report but wanted to mention that she and Shaiann Ferguson had the opportunity to present at the Rocking Horse Community Health Center about tuberculosis (TB) and the difference between latent and active TB. She said that there is some perception that there is more active TB and while the numbers have increased, they remain low. She said that what we find more often is latent TB which is not contagious. She said we are trying to increase education and understanding to reduce the stigma that is not necessarily substantiated and were thankful for that opportunity.

Christina referred to the last page of the nursing report in the board packet which shares information and pictures for 2 of the events from the Faith Health Ministry. She said that we are always excited to partner with the churches to hold events. She said that Gracie and her team of health planners with some nursing staff and Vince Carter were part of the 1<sup>st</sup> Heart Strong event. She said that the community health improvement plan has a chronic disease component to it with several areas and one of the concerns is cardiovascular specifically undiagnosed or uncontrolled hypertension, so we wanted to hold the event in February which is also heart health month. She said that we wanted to have an event where people learn something while there versus just providing brochures that they may or may not read later so they planned is as more of a game style event. She said that they partnered with United Senior Services and planned the whole event in about 8 hours' time, but it turned out to be one of best events we have done. She said that they had blood pressure screenings but also had 5-minute chair workouts, heart health bingo and couple of other games focused on salt intake. She said that the event was centered around

helping people understand their medications and other options if one medication is not working by having a pharmacy expert available as well as taking ownership of their hypertension. She said that they learned that it is difficult to find pharmacy experts available to come talk with individuals due to their time and capacity constraints. She said that we were able to call in some favors to have an expert on hand for this event but would be interested in ideas and suggestions for bringing at least 1 pharmacy level expert for future events.

Early Childhood: Lori said that she has highlighted the number of families on the waitlist for Help Me Grow services which was 59 at the end of February. She said that this number has improved but the need is still great.

Women, Infants & Children: Emily said that March is National Nutrition month when the Academy of Nutrition and Dietetics encourages everyone to focus on healthy eating habits and to coincide with the golden anniversary of the WIC program, they have chosen the theme 50 years of feeding WIC families to celebrate. She said that for a couple of hours next Friday during participant visits they will provide fun tips and recipes to make healthy foods more appealing and those who attend will receive a small cutting board and star shaped cookie cutter to use at home. She said that they found out this week that the fruit and vegetable benefit will go through the entire fiscal year which takes us through September, and they are excited about that for our participants. She shared that the WIC team is functioning with about 32% less staff than normal due to 2 full-time and 1 part-time position openings and another 1 of their team members being on extended leave. She thanked the team for doing their best to continue to serve the participants as best they can. She said that she and Chris are working on some other ideas for staffing to fill the open positions.

Health Planning: Gracie said that there are always a lot of great things happening in health planning, but she wanted to highlight the Creating Healthy Communities program and coordinator Ashley Siebert. She said that one of the focuses right now is workplace wellness and we are piloting that here at the health district working on some policies around giving employees opportunities for wellness activities. She said that one of the exciting things they are working on is creating an employee garden. She said that they have been consulting with other community gardeners and some of the master gardeners we have within our staff to convert one of our flower beds into a garden. She said that this will not only provide healthy food for the employees, but it will also be a place where employees can have their lunch or break to tend to the garden if that is something they find relaxing.

Gracie said that she would also like to highlight the Safe Communities program as they are doing another seat belt challenge with local high schools starting April 10<sup>th</sup> through April 19<sup>th</sup>. She said that we did this last year, and it was a great success. She said that they will go either in the morning when students are arriving or at dismissal and count the number of students and passengers in cars that are belted correctly. If students or passengers are found to be unbelted, they provide them with education and if they are found to be belted, they get a small prize as a thank you and the winning school with the greatest number of belted students will receive \$250.00 sponsored by AAA.

Gracie said that she also wanted to highlight something not in the report and that is to commend Lori, Emily, and some of their teams for the way they responded to a situation that happened earlier this month at the High Street building. She said that someone became unresponsive in the parking lot, and they went into quick action, calling 911 immediately and retrieving the AED to attend to the individual. She said that after assessing and some conversation with the people there with the individual it appeared that illicit

substances were involved so they retrieved the naloxbox. She said that at the same time the fire department arrived, administered the Narcan and took the person for care they needed, but said that it shows the importance of having the naloxboxes and the training our staff received on using Narcan at our previous workforce development day. She said that these are difficult situations, but we are thankful to have processes in place to address them and thanked the team for quick action.

**Legislative Update & Health Commissioner's Comments:** Chri said that Dr. Estrop sends his regrets that he was not able to be here this evening as the city of Springfield representative as he is at the city commission's annual retreat where they get together to take a deep dive into some of the city's reports.

Chris said HB257 is being considered by the state and this would allow for virtual meetings like we had in place during the pandemic. He said that this would allow boards to conduct business and pass resolutions without having to be in person for public entities and public bodies. He said that technology has advanced, especially during the pandemic, to give us not only the ability but the comfort level to hold virtual meetings. He said that the legislative work session with the city commission about the tobacco retail licensing that will likely be eliminated with the override of the Governor's veto has been scheduled for April 23<sup>rd</sup>. He said that he along with Gracie and Leah Behler, our Health Planner who works in the tobacco program will be going to the city commission to have conversations about what the next steps could be.

Chris thanked the board again for allowing us to close the buildings last week for our workforce development day. He said that we had many good presentations and gave the staff the opportunity to tour the Springfield Art Museum's display that they have called the chronicles which is the Great Depression and the pandemic. He said that in addition to the presentations, staff had the opportunity to go outside for lunch. He said that the follow-up survey from staff has provided valuable and positive feedback that will help plan for future workforce development day events. He said that Public Health Week is April 1<sup>st</sup> through the 7<sup>th</sup> which is right around the corner, and we are preparing to give the staff a small token of appreciation and provide them with custom ordered salads prepared by the administrative team for lunch. He said that this was something done in the past and we hope to make this an emergency preparedness exercise that would be simulating us working through the strategic national stockpile. He said that Gracie created a nice form where staff will select ingredients for their salad which will then be prepared and delivered by the administrative team. He shared that our go live date for our new electronic time and attendance system called SD InSite is set for April 1<sup>st</sup>. He said that we had a small test group that gave us valuable feedback to help us work out some of the bugs and staff have been trained on the new system. He said that he also wanted to highlight the tuition reimbursement being offered by the Association of Ohio Health Commissioners (AOHC) through a grant they received from the Ohio Department of Health. He said that we have had 4 staff members take advantage of this plan so far with an overall total reimbursement amount of \$30,000.00. He said that this has been in 2 rounds with a reimbursement up to \$5,000.00 per year and 2 of staff have received reimbursement for both years. He said that we have some additional staff who are pursuing their master's degrees as well. He thanked the AOHC and the state for providing this opportunity for our staff to advance their professional careers and our staff for accessing it.

Executive Session: none.

Additional Business: none.

The next regular Board of Health meeting will be held on Thursday, April 18, 2024, at 6:00pm at 529 East Home Road, Springfield Ohio, 45503.

With no further business Ms. Moore motioned to adjourn the meeting at 7:26pm. Mr. Griffith seconded the motion. The motion passed unanimously.

---

Chris Cook, Secretary  
Clark County Combined Health District  
Board of Health

---

Dala DeWitt, President  
Clark County Combined Health District  
Board of Health



# Clark County Combined Health District

Divisions: All Divisions of Clark County Combined Health District (CCCHD)

## Public Health Ethics Reviews

529 E. Home Road  
Springfield, OH 45503

### CCCHD Public Health Ethics Review Tool

Date of Review Meeting:	April 10, 2024
Attendees by Name and Title	Elizabeth DeWitt; Director of Environmental Health
Area of Discussion:	Variance request from BOH Resolution 137-14; Ohio's Household Sewage Treatment System rule 3701-29-15 (G): 631 Kramer Rd, Springfield OH - Parcel # 3000700016301015

Principles of Ethical Public Health Practice	Principles Applied to Program Level	Principles Applied to Specific Event
1. Address principally the fundamental causes of disease and requirements for health, aiming to prevent adverse health outcomes.	Prevent humans and animals from contact with untreated sewage. Use best available technology to treat sewage.	Isolation distances are required to maintain water safety and the integrity of the system.
2. Achieve community health in a way that respects the rights of individuals in the community.	Discuss options with client including change of design and request for variance from rule.	Existing system has a leaking tank and a sewage installer excavated the leach lines and determined they were not operating properly.
3. Policies, programs, and priorities should be developed and evaluated through processes that ensure an opportunity for input from community.	As this is implementation of state law and rule- public input has occurred at the state level. The Board of Health consideration of variances occurs in a public meeting with input from the community.	Board of Health Meeting; April 18, 2024. Springfield Township Trustees to be advised of pending review by Board of Health.
4. Advocate and work for the empowerment of disenfranchised community members, aiming to ensure that the basic resources and conditions for health are accessible to all.	The law and rules allows for a "hardship" or financial consideration when making the variance decisions.	The Board may consider practical difficulties, or other special conditions which will cause unusual and unnecessary hardship variance from rule.
5. Seek the information needed to implement effective policies and programs that protect and promote health.	Not applicable- State Law and Rules.	N/A
6. Provide communities with the information they have that is needed for decisions on policies and programs	Not applicable- State Law and Rules.	N/A





## Clark County Combined Health District

Divisions: All Divisions of Clark County Combined Health District (CCCHD)

### Public Health Ethics Reviews

529 E. Home Road  
Springfield, OH 45503

Principles of Ethical Public Health Practice	Principles Applied to Program Level	Principles Applied to Specific Event
and should obtain the community's consent		
7. Act in a timely manner on the information they have within the resources and the mandate given to them by the public.	Process variance request ASAP and present to the next Board of Health meeting for their consideration.	Received April 8, 2024.
8. Programs and policies should incorporate a variety of approaches that anticipate and respect the diverse values, beliefs and cultures in the community.	Not applicable- State Law and Rules.	N/A
9. Programs and policies should be implemented in a manner that most enhances the physical and social environment.	Consideration should be given to the surrounding terrain and the variances impact on the neighboring properties as well as the owner's property.	The replacement system would need pretreatment for a depth credit or installing a mound system to meet the BOH established vertical separation distance. The proposed system meets the vertical separation distance laid out in state rules.
10. Protect the confidentiality of information that can bring harm to an individual or community if made public. Exceptions must be justified on the basis of high likelihood of significant harm to the individual or others.	Not applicable- no confidential information.	N/A
11 . CCCHD should ensure the professional competence of its employees.	Professional development and training must occur and documentation uploaded into the Workforce Development database.	Staff attends educational conferences as available, participates in quarterly roundtable meetings with other health departments in southwest Ohio, and monitors monthly statewide sewage conference calls. Issue discussed with Env. Health Supervisor and Director.



**Clark County Combined Health District**  
 Divisions: All Divisions of Clark County Combined Health District (CCCHD)

Public Health Ethics Reviews

529 E. Home Road  
 Springfield, OH 45503

Principles of Ethical Public Health Practice	Principles Applied to Program Level	Principles Applied to Specific Event
12. CCCHD and its employees should engage in collaborations and affiliations that build the public's trust and the institution's effectiveness.	Township trustees, county commissioners, village council members, realtors and mortgage bankers, builders, installers, designers, and service providers should all be educated and regularly informed of the implementation of the rules.	Springfield Township Trustees have been advised of the request for variance and requested to comment.

Next Steps:			
Objective	Related Activities	Timeframe	Responsible Party
Ensure compliance with conditions of the variance is passed.	Perform on-site inspections as needed.	By project's completion.	Environmental Health Staff

# CLARK COUNTY FAMILY AND CHILDREN FIRST COUNCIL FY 2025 POOLED FUNDING AGREEMENT

## 1. PREAMBLE

This Fiscal Year (“FY”) 2025 pooled funding agreement (“Agreement”) entered into on the 1<sup>st</sup> day of July 1, 2024, lays out the agreed funding provided by the members of the Clark County Family and Children First Council (“FCFC”) and the services the agreed funding will provide for.

## 2. PARTIES

The following members of the FCFC, listed below, will throughout this Agreement be referred to collectively as the “Parties” and individually as “Party.”

- Board of Education of the Springfield City Schools
- Clark County Department of Job & Family Services
- Clark County Combined Health District
- Clark County Board of Developmental Disabilities
- Mental Health Recovery Board of Clark, Greene & Madison Counties
- Clark County Juvenile Court
- Clark County Educational Service Center

## 3. FUNDING ARRANGEMENT AGREEMENT

In consideration of the mutual promises and agreements the Parties have agreed to the following pooled funding arrangement outlined below:

<i>Clark County Department of Job &amp; Family Services</i>	707,077
<i>Mental Health Recovery Board of Clark, Greene &amp; Madison Counties</i>	211,992
<i>Clark County Juvenile Court</i>	56,000
<i>Clark County Board of Developmental Disabilities</i>	39,000
<i>Board of Education of Springfield City Schools</i>	10,907 <sup>1</sup>
<i>Clark County Combined Health District</i>	8,000
<i>Clark County Educational Service Center</i>	8,373 <sup>2</sup>
<b>TOTAL</b>	<b>\$1,041,349</b>

## 4. SERVICES TO BE FUNDED

This Agreement is for the funding of the following services to be provided in the State FY 2025 (*the Pooled Funding Summary is attached to this Agreement as Addendum I*)

Placement	454,679
Cluster Services – Youth Challenges, MH Assessments	520,540
FCFC Administration, UW Information & Referral	66,130
<b>TOTAL</b>	<b>\$1,041,349</b>

<sup>1</sup> 1.50 per pupil contingent on the availability of funds for FCFC Administration

<sup>2</sup> \$.75 per pupil contingent on the availability of funds for FCFC Administration

---

**5. DESIGNATED ADMINISTRATIVE AGENT(S)**

---

1. The Clark County Board of Developmental Disabilities (“DD”) is the designated administrative agent for this Agreement.
2. Clark County Job & Family Services (“CCDJFS”) will assume all fiscal responsibility for management of all state and local funds pertaining to the funding of services for FCFC Administration and Cluster Services (Youth Challenges and MH Assessment services) and Placement as covered by this Agreement July 1,2024 through June 30, 2025.
3. Each party to this Agreement will pay its funds to the designated fiscal agent.
4. The fiscal agent will invoice participants in the Agreement as agreed between the parties.
5. Any funds remaining unused will be used for the continuation of Family Council programs with a priority placed on Placement Services and including FCFC Administration.

---

**6. NON- DISCRIMINATION REQUIREMENTS**

---

1. The Parties agree:
  - a. That, in the hiring of employees for the performance of work under this contract or any subcontract, no contractor or subcontractor, by reason of race, color, religion, sex, age, disability or military status as defined in Section 4112.01 of the Revised Code, national origin, or ancestry, shall discriminate against any citizen of this state in the employment of a person qualified and available to perform the work to which the contract relates;
  - b. That no contractor, subcontractor, or person acting on behalf of any contractor or subcontractor, in any manner, shall discriminate against, intimidate, or retaliate against any employee hired for the performance of work under the contract on account of race, color, religion, sex, age, disability or military status as defined in Section 4112.01 of the Revised Code, national origin, or ancestry.

---

**7. PARTY RESPONSIBILITIES**

---

1. Each party agrees to be responsible for any negligent acts or negligent omissions by or through itself or its agents, employees and contracted servants and each party further agrees to defend itself and themselves and pay any judgments and costs arising out of such negligent acts or negligent omissions, and nothing in this Agreement shall impute or transfer any such responsibility from one to the other.

**8. AMENDMENTS**

1. If any Party or FCFC requires an amendment to this Agreement, said amendment shall be in writing, agreed upon by all Party members and authorized by the Clark County Board of Commissioners.

**9. TERMINATION DATE**

1. This Agreement will terminate June 30, 2025.

**10. SIGNATURE BLOCKS**

1. By signing the below designated signature box, each Party agrees to comply with their respective Agreement terms. Furthermore, each Party must have the designated individual who is authorized to sign on behalf of the Party.

X _____ Director Date Clark County Department of Job and Family Services	X _____ Superintendent Date Springfield City Schools
X _____ Board President Date Springfield City Schools	X _____ Treasurer Date Springfield City Schools
X _____ Superintendent Date Clark County Board of Developmental Disabilities	X _____ 4.9.2024 Judge Date Clark County Juvenile Court
X _____ CEO Date Mental Health Recovery Board Clark, Greene & Madison Counties	X _____ Health Commissioner Date Clark County Combined Health District
X _____ Superintendent Date Clark County Educational Services Center	
Approved as to form and legal sufficiency  By: _____  _____ For Dan Driscoll Date	Resolution No. _____ X _____ Jennifer Hutchinson Date County Administrator Board of Clark County Commissioners

--	--

**ADDENDUM I**  
**Pooled Funding Summary for FY2025**

**Clark County Family & Children First Council**  
**FY25 Contributions to Funding Agreements**  
**(Pooled Funding)**

	CLUSTER	PLACEMENT	FCFC ADMIN		Total
	<i>Youth Challenges, MHS Assessments</i>				
<b>Agency</b>					
JFS	\$372,465	\$318,687	\$15,925	\$0	\$707,077
MHRB	\$98,075	\$111,992	\$1,925	\$0	\$211,992
DD	\$0	\$24,000	\$15,000	\$0	\$39,000
JC	\$50,000	\$0	\$6,000	\$0	\$56,000
CCCHD	\$0	\$0	\$8,000	\$0	\$8,000
SCSD	\$0	\$0	\$10,907	\$0	\$10,907
ESC	\$0	\$0	\$8,373	\$0	\$8,373
<b>Total FY25</b>	<b>\$520,540</b>	<b>\$454,679</b>	<b>\$66,130</b>	<b>\$0</b>	<b>\$1,041,349</b>
<b>FY25</b>	<b>\$520,540</b>	<b>\$504,880.51</b>	<b>\$66,130</b>	<b>\$0</b>	<b>\$1,091,550.51</b>
<b>Fiscal Oversight</b>	JFS	JFS	JFS		



**Chris Miller**  
**4820 US Rt 42**  
**Cedarville, OH 45314**

Office Renovation/Conversion to Clinic Rooms 6 and 7

Scope of Work

- Run water and drain lines
- Install Sanipump systems
- Install 6' upper and lower commercial medical cabinets
- Install hand was sinks
- Run electric with GFIC outlets
- Run electric for gray water pumps
- Drywall patch and repair
- Remove carpet and prep floors
- Install commercial plank flooring

Labor and Materials Total \$18,000.00



# Clark County Combined Health District

Personnel Policy, Appendix \_\_\_

## Children/Personal Visitors in the Workplace

All Divisions CCCHD

<p>Purpose:</p>	<p>Maintaining the health and safety of CCCHD employees, guests, visitors, and clients, relies upon the control of hazardous conditions and prevention of unsafe behaviors.</p> <p>While the workplace is a place of employment, it is generally not an appropriate place for children or personal visitors of employees. CCCHD recognizes that certain circumstances may arise when an employee requests to bring a child or personal visitor to the workplace for a brief visit, specific agency events, or in the case of an emergency. The purpose of this policy is to promote health and safety while minimizing CCCHD’s risk related to children and personal visitors in the workplace.</p>
<p>Scope:</p>	<p>This policy applies to all CCCHD employees and contractors, and to all CCCHD buildings/clinics.</p> <p><b>Definitions:</b></p> <ol style="list-style-type: none"> <li>1. <b>“Child” or Children</b> means a person or persons less than 18 years of age, and not covered by the Infant at Work policy.</li> <li>2. <b>“Personal Visitor”</b> means family members or friends of employees, <u>age 18 and older</u>, who come and visit them in the workplace.</li> <li>3. <b>“Employee”</b> means any CCCHD employee or contractor who has responsibility for a child/personal visitor as defined above, while in the workplace regardless of the employee’s relationship with the child/personal visitor.</li> <li>4. <b>“High Risk Area”</b> includes any area deemed high risk by the Health Commissioner and/or the Safety Committee or any area with; hazardous chemicals or substances; hazardous biological agents or vectors; or hazardous equipment or processes. Examples of areas with these characteristics include, but are not limited to:             <ul style="list-style-type: none"> <li>• Boiler Rooms</li> <li>• Mechanical Rooms</li> <li>• Server Room</li> <li>• Laboratory</li> <li>• Biohazard waste disposal areas</li> <li>• Clinic rooms</li> </ul> </li> </ol>
<p>Responsibility</p>	<p>All Divisions of CCCHD</p>
<p>References:</p>	

**POLICY:**

**I. Child/Children**

1. With prior management approval, it is generally acceptable to bring children into the workplace in the following situations:
  - a. **Brief Visits** that are two hours or less in duration (e.g. an employee brings in their child, grandchild, or other minor relatives to introduce that child to their workplace and/or co-workers).
  - b. **Specific Agency Events** that are employer sanctioned and at which attendance by children is encouraged (e.g. Fall Festival).





## Clark County Combined Health District

Personnel Policy, Appendix \_\_

### Children/Personal Visitors in the Workplace

All Divisions CCCHD

- c. **In the event of an emergency.** Emergencies can be defined as circumstances that create a sudden loss of a safe environment or appropriate supervision and oversight of a minor child (unplanned school closings, sudden childcare coverage issues, and other emergencies which can compromise a child's health and safety).
  2. When children are brought to the workplace, the following requirements apply:
    - a. Children are expressly prohibited from entering high-risk areas as defined in this policy.
    - b. An employee who brings a child to the workplace is responsible for keeping the child within their immediate "sight and sound" and direct supervision at all times. The employee may not ask another employee to supervise the child.
    - c. An employee who brings a child to the workplace is responsible for all aspects of the child/ behavior. The employee is responsible for the child's safety and is finally responsible for any damage caused by the child.
    - d. The presence of the child should be limited to a specific amount of time, two hours or less, as approved by the employee's supervisor.
    - e. The presence of the child cannot disrupt the work environment or negatively impact the productivity of the employee who brought the child or other employees.
    - f. The child is not to use equipment, including computers and-or telephones.
    - g. The workplace may not be used as an alternative for childcare. When childcare arrangements break down, an employee should seek alternatives to bringing the child to the workplace. In such cases, an employee typically uses appropriate accrued leave hours or leave without pay and cares for a child outside of the workplace.
  3. A child who has an illness that prevents them from being accepted by a regular daycare provider or attending school, particularly a child with an infectious disease or illness, may not be brought to the workplace under any circumstances.

## II. Personal Visitor

1. It is generally acceptable to have a personal visitor in the workplace in the following situations:
  - a. **Brief Visits.** Visits that extend longer than 15 minutes should be taken during the employee's lunch break.
  - b. **Specific Agency Events** that are employer sanctioned and at which attendance by personal visitors is encouraged (e.g. Fall Festival).
2. When personal visitors are in the workplace, the following requirements apply:
  - a. Personal visitors are expressly prohibited from entering high-risk areas as defined in this policy.
  - b. The presence of the personal visitor should be limited to 15 minutes, unless it is during an employee's lunch break.
  - c. The presence of the personal visitor cannot disrupt the work environment or negatively impact the productivity of the employee who brought the visitor or other employees.
  - d. The personal visitor is not to use equipment, including computers and-or telephones.

## Procedure:

### I. Child/Children

1. An employee must obtain prior approval from management to bring a child to the workplace. In considering an employee's request for a child visit under this policy, management should consider the following:
  - a. Determine if there are safety concerns and/or if the child may be exposed to high-risk areas;



# Clark County Combined Health District

## Personnel Policy, Appendix \_\_

### Children/Personal Visitors in the Workplace

All Divisions CCCHD

- b. Address issues of possible disruption to co-workers in the workplace;
- c. The extent to which the child’s presence in the workplace poses a risk of breaching the confidentiality of information in the workplace;
- d. The length of the visit and the frequency of requests.
- e. Consider the extent to which the child’s presence is appropriate to the specific work being accomplished.

#### II. Personal Visitors

Prior approval from management is not required for personal visitors. However, the presence of personal visitors must follow all requirements defined in this policy.

#### Compliance:

1. Management has the authority to deny the presence of children visitors in the workplace.
2. Management may revoke previously granted permission for the employee to bring the child/personal visitor to the workplace and may direct an employee to remove a child from the workplace at any time if the ~~manger~~ manager determines that this policy has been violated or that the child’s presence negatively impacts CCCHD interests. In this event, the employee will be charged with leave for any time that they are absent from their assigned duties.
3. Any employee who violates this policy may be subject to disciplinary action up to and including termination of employment.

**Procedure Maintenance:** This procedure will be reviewed annually and revised as needed by the Administrative Assistant to the Health Commissioner-~~position~~.

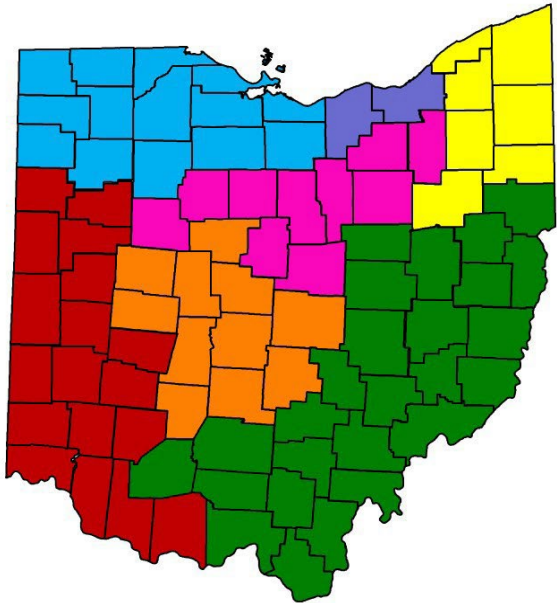
Date	Revision	By Whom
3.18.24	Created	G. Hemphill

---

# 2025 CONGRESSIONALLY DIRECTED SPENDING (CDS)

---

## Appropriations Guide



Fiscal Year (FY) 2025  
SEN. SHERROD BROWN  
United States Senate

# Introduction

Congressionally Directed Spending (CDS) provides a unique opportunity to invest in critical community projects across Ohio. In accordance with Senate and Senate Appropriations Committee rules and guidance, Senator Brown invites applications for well-planned, ambitious, creative, and impactful projects that will improve the lives of Ohioans in the following areas: agriculture, rural development, commerce, justice, science, energy, water development, financial services, government, homeland security, labor, health, education, environment, military construction.

**For-profit entities are not eligible to receive CDS.** Applications may be submitted by nonprofit and public entities (e.g., private non-profit organization, public non-profit organization, state government, local government).

This guide details available resources for applicants, as well as the criteria, guidelines, and priorities required to submit a strong application.

## Where does the Money Come From?

The Senate and House Appropriations Committees consider funding requests through 9 separate Subcommittees. Each subcommittee awards funding from specific accounts, distributed by agencies and offices across the federal government. Each account carries its own unique goals, objectives, and criteria for qualification. More information about these Subcommittees and accounts is below. CDS requests are capped at 1 percent of the total of the appropriations bill, and projects will have to be agreed upon between the House and the Senate before being included in a final bill.

## How to Apply

**CDS requests for Fiscal Year 2025 (FY25) must be submitted to Senator Brown's office via electronic application by 11:59 pm on Friday, March 22, 2024.**

A specific list of accounts under which CDS requests will be supported can be found starting on page 6 of this document. CDS requests submitted under other accounts will not be accepted.

Each application should focus on one program or project that requests funding from one account. A single project cannot request funding from multiple accounts. If an applicant wants to request funding for multiple programs or projects, they should submit a separate application for each.

*Note: Submitting a request to Senator Brown's office does not guarantee that it will be submitted to the Appropriations Committee or fulfilled.*

# What Does a Strong Application Look Like?

Strong applications will showcase how the proposed program or project:

- meets the technical requirements of the chosen subcommittee (more details below);
- tackles a clear need or problem in Ohio;
- will have concrete, measurable impact on individuals and/or communities in Ohio;
- has a clear and well-justified budget and timeline for planning, development, and implementation;
- is supported by the local community (applicants must include at least 2 letters of support); and
- will be overseen by an organization that has the staff and resources to maximize success.

**Be Targeted** The more targeted a CDS request is, the better. The more support from the local community, the better. As a reminder, applicants must submit at least two Letters of Support with each CDS application.

The application includes specific questions that address each of the above points. When preparing an application for CDS funding, please be sure to provide all the requested information and adhere to the word limits. Applicants do not need to provide additional information that is not requested in the question; if we require additional information, staff from our office will reach out.

**Be Thorough** Applicants should ensure they start an application in the online portal with plenty of time to prepare, revise, and submit a complete proposal. Applicants can begin an application, save it, and return to add/edit at a later date. While applicants can take the time to build their applications over multiple sessions, final submissions are due no later than 11:59pm EST on Friday, March 22, 2024. Letters of support must also be submitted by this deadline.

**Be Fiscally Responsible** CDS requests are capped at 1 percent of the appropriations bill. This means that, as appropriators consider CDS requests, they have to make tough decisions between competing priorities. Enacting a several million-dollar CDS item comes at the cost of several smaller CDS requests that could impact more people or a larger number of geographic areas.

**Be Timely** CDS requests for projects that will take place in the future (after FY25) may not be considered as high of a priority compared to requests for FY25. Project applications for future years should be submitted for future year's CDS funding opportunities.

**Looking for examples?** Please find a list of CDS requests that Senator Brown submitted to the Appropriations Committee in 2022, 2023, and 2024 [here](#), a list of CDS requests that were selected for inclusion in the final FY22 omnibus bill and have received funding [here](#), a list of CDS requests that were selected for inclusion in the final FY23 omnibus bill and will receive funding [here](#) and a list of CDS requests that were selected for inclusion in the final FY24 minibus bill and will receive funding [here](#).



Section (A) Office Information

Office Number: 9910, Office Name: IMS of Dayton, Office Phone #: 937 438 8900, Date Submitted: 4/3/2024

Section (B) Billing Information

Company Name (Full legal name): Clark County Combined Health District, Billing Address: 529 E Home Road, Springfield, OH 45503, Billing Contact Name: Shannon Hackathorne, Admin, SHackathorne@ccchd.com

Section (C) Installation Information (if different than Billing Information)

Company Name (Full legal name):, Installation Address (No PO Boxes or General Delivery):, Installation City: State: ZIP Code + 4:, Installation Contact Name: Phone Number:, Installation Contact Title: Fax Number:, Installation Contact Email Address:, Main Post Office Name / Mail Drop off: Post office 5-Digit ZIP Code:

Section (D) Products

Table with 4 columns: Quantity, Model / Part Number, Description (Include Serial Number, if applicable), and checkboxes for additional products.

Section (E) Lease Payment Information & Lease Payment Schedule

Tax Status: Tax-Exempt, Billing Frequency: Quarterly, Billing Method: Standard, Monthly Payment: \$69.00

Section (F) Postage Meter & Postage Funding Information

Meter Model: Machine Model: IX-3, Postage Funding Method: Bill Me, Service Products: Online Postal Rates iMeter App, Maintenance, Installation & Training

Section (G) Approval

Existing customers who currently fund the Postage account by ACH Debit will not be converted to a Postage Funding Account unless initial here. This document consists of a Product Lease Agreement with Quadient Leasing USA, Inc.; and a Postage Meter Rental Agreement, and an Online Services and Software Agreement with Quadient, Inc.; and a Postage Funding Account Agreement with Quadient Finance USA, Inc. Guided by Quadient, Inc.'s Sustainable Design and Responsible Manufacturing Policy, our products may contain reused components. For more information visit https://www.quadient.com/about-us/sustainable-design-and-manufacturing.



<b>Job Invoice #</b>
<b>0006013</b>

<b>Invoice Date</b>
<b>04/22/2024</b>

**I  
N  
V  
O  
I  
C  
E  
  
T  
O**

Clark County Combined Health District  
 529 E. Home Rd.  
 Springfield OH 45503

**J  
O  
B  
  
S  
I  
T  
E**

Clark County Combined Health District  
 529 E. Home Rd.  
 Springfield OH 45503

Customer Number	Customer P.O. #	Terms	Job #
1620		NET 30 DAYS	104309

DESCRIPTION	AMOUNT
1. Actual FED EX Shipping/Freight charges per their invoice. -----	3,648.61
2. Fed Ex negotiated reduction for invoice (10%) -----	-364.86
3. Shipping/freight already invoiced previously to CCCHD. -----	-890.00
THANK YOU!	

**REMIT TO:**  
 1974 COMMERCE CIRCLE  
 SPRINGFIELD, OH 45504

**PLEASE INCLUDE YOUR  
 CUSTOMER NUMBER ON PAYMENT**

<b>SUB TOTAL :</b>	2,393.75
<b>TOTAL :</b>	2,393.75

Past due accounts will be subject to a monthly FINANCE CHARGE of 1 1/2% which is equivalent to an 18% ANNUAL RATE.

<b>ANTHEM BLUE CROSS/BLUE SHIELD</b>	<b>CO-PAY PPO OPTION</b> (Blue Access PPO)	<b>HDHP OPTION WITH HSA ACCOUNT</b> (Blue Access PPO HSA)
<u>SERVICES</u>	<u>IN-NETWORK</u>	<u>IN-NETWORK</u>
Deductible Individual Family	Embedded \$3,000 \$6,000	Embedded \$3,200 \$6,400
<i>deductible will run calendar year</i>		
Co-Insurance Plan Pays You Pay	— 80% after deductible 20% after deductible	— 100% after deductible 0% after deductible
Out-of-Pocket Max Individual Family	— \$7,350 \$14,700	— \$4,000 \$8,000
<i>includes copay, deductible &amp; co-insurance</i>		
Primary Care Office Visit Specialist Office Visit Urgent Care Visit Preventative Services Emergency Room Visit	\$30 \$60 \$75 0% \$350	0% after deductible 0% after deductible 0% after deductible 0% 0% after deductible
Prescription Drugs Tier 1 Tier 2 Tier 3 Tier 4	<u>Retail</u> \$15 \$50 \$90 25%	<u>Retail</u> \$10 after deductible \$40 after deductible \$70 after deductible 25% after deductible
Employee Cost (per month) Employee only Employee + Spouse Employee + Child(ren) Family	— \$117.02 \$361.88 \$225.72 \$524.26	— \$25.00 \$100.00 \$75.00 \$150.00
CCCHD Annual HSA Contribution Employee only Employee + Spouse Employee + Child(ren) Family	NO FSA Option	— \$1,800 \$2,700 \$2,700 \$3,600
<i>paid in quarterly installments</i>		
\$500 monthly non-participation benefit for employees who waive health coverage <i>paid at \$250 on the 1st &amp; 2nd pay of each month</i>		





### Creating Healthy Communities

- Competitive Application for a new 5-year grant cycle, Ohio Department of Health
- Total amount of possible of funding: \$100,000
- Goal of the grant: The scope of work is specifically designed to improve population health while addressing health equity in populations experiencing health disparities. Applicants will be required to work comprehensively on community-led healthy eating and active living strategies through the implementation of policy, systems and environmental (PSE) changes. Healthy People 2030 serves as the basis for the CHC program. CHC 5-year outcomes include the following: increase the number of Ohioans following the Physical Activity Guidelines for Americans; and increase the number of Ohioans following the U.S. Dietary Guidelines for Americans.
- Due on May 6<sup>th</sup>

### Safe Communities

- Continuation Application, Ohio Department of Public Safety
- Total amount of possible of funding: \$55,000
- Goal of the grant: Each program must include strategies focusing on seat belt use, impaired driving, motorcycle safety, and distracted driving. Ohio's Safe Communities network uses local coalitions to deliver traffic safety messages and programs throughout the year at the county level. Safe Communities provides the educational/earned media portion of our enforcement campaigns while our law enforcement agencies including the Ohio State Highway Patrol conduct the enforcement portion. Each Safe Communities program must coordinate a Fatal Crash Data Review Committee to review each fatal crash occurring in their county to determine trends and patterns and make recommendations to the coalition on how the fatal crash might have been avoided; conduct coalition meetings at least quarterly; actively participate in the eight designated blitzes; the Click It or Ticket and Drive Sober or Get Pulled Over mobilizations; a motorcycle safety campaign; and conduct a minimum number of events.
- Due on May 30<sup>th</sup>

### Adolescent Health

- Continuation application for year 2 of a 3-year grant cycle, Ohio Department of Health
- Total amount of possible of funding: \$130,000
- Goal of the grant: The overall aim of the adolescent health resiliency projects is to equip adults who work with adolescents to be traumainformed and to provide opportunities for a safe and supportive connection to trusted adults within the community.
- Due on May 6<sup>th</sup>

### One Ohio Recovery Foundation

- New competitive grant application, One Ohio Recovery Foundation (Ohio's opioid settlement dollars)
- The foundation will work with local interest to support prevention, treatment, and recovery efforts, and invest funds to support these efforts into the future.
- Total amount of possible of funding: TBD
- Goal of the grant: Expand current harm reduction services offered in Clark County
- Due on May 3<sup>d</sup>

04/12/2024

INVOICE GL DISTRIBUTION REPORT FOR CLARK COUNTY  
 INVOICE ENTRY DATES 03/01/2024 - 03/31/2024  
 BOTH JOURNALIZED AND UNJOURNALIZED  
 PAID

Invoice Line Desc	Vendor	Amount
Fund 8201 HEALTH DISTRICT		
MILEAGE REIMBURSEMENT- JAN/FEB 2024	KATHRYN R GRABLE	406.35
MILEAGE AND CELL PHONE REIMBURSEMENT- FE	LINDA MOORE	59.80
FUEL FOR FLEET VEHICLES 2/12-3/11/2024	SUPERFLEET MASTERCARD PROGRAM	132.97
CELL AND MILEAGE REIMBURSEMENT- MARCH 20	LINDA MOORE	65.02
NURSING TRAVEL- 1/3-3/4/2024	AMY HODICK	13.34
MILEAGE REIMBURSEMENT- FEB 2024	MARIA RODRIGUEZ	33.64
MILEAGE REIMBURSEMENT- FEB 2024	JESSICA C BUMGARNER	20.30
MILEAGE REIMBURSEMENT- 1/4/24	JO WINDON	19.72
MILEAGE REIMBURSEMENT- FEB 2024	KRISTEN LYBURTUS	17.98
MILEAGE AND CELL REIMBURSEMENT- FEB 2024	LINDA K SAUERS	30.80
MILEAGE REIMBURSEMENT- FEB 2024	RENEE E CENTERS	84.10
MILEAGE REIMBURSEMENT- FEB 2024	SALIMAH BERRIEN	20.30
MILEAGE REIMBURSEMENT- JAN/FEB 2024	KATHRYN R GRABLE	42.57
MILEAGE AND CELL REIMBURSEMENT- FEB 2024	PATRICIA FREE	61.54
CELL AND MILEAGE REIMBURSEMENT- MARCH 20	PATRICIA FREE	15.46
CELL AND MILEAGE REIMBURSEMENT- MARCH 20	PATRICIA FREE	31.58
MILEAGE REIMBURSEMENT- MARCH 2024	JO WINDON	19.72
CELL AND MILEAGE REIMBURSEMENT- MARCH 20	LINDA K SAUERS	51.10
MILEAGE REIMBURSEMENT- MARCH 2024	SALIMAH BERRIEN	11.02
MILEAGE REIMBURSEMENT- FEB 2024	MARIA RODRIGUEZ	5.22
TRAVEL - ONE2ONE FEB 2024	DOUG WYANDT	55.68
NACCHO MEMBERSHIP DUES RENEWAL	NACCHO	990.00
ADMIN SUPPLIES	BRAIN LUMBER CO	20.66
ADMIN SUPPLIES -PAPER PADS FOR WFD DAY	CARDMEMBER SERVICES	63.27
ADMIN SUPPLIES -CANON MATTE COATED PAPER	CARDMEMBER SERVICES	121.50
ADMIN SUPPLIES -FOOD SUPPLIES FOR WFD	CARDMEMBER SERVICES	224.71
ADMIN SUPPLIES -2023 FINANCIAL REPORT PO	OHIO NEWSPAPERS INC	23.00
PETTY CASH FOR TB	CLARK COUNTY COMBINED HEALTH	100.00
PETTY CASH FOR TB	CLARK COUNTY COMBINED HEALTH	100.00
PETTY CASH FOR TB	CLARK COUNTY COMBINED HEALTH	100.00
ADMIN SUPPLIES-CBIC EXAMS FOR SHAIANN	CERTIFICATION BOARD OF INFECTION	820.00
ADMIN SUPPLIES -PIZZA FOR WFD	CARDMEMBER SERVICES	698.78
ADMIN SUPPLIES- LOGO ENVELOPES	BOX KING	795.00
DRY DEFENDER ZIPPERED VINYL PILLOWS	CARDMEMBER SERVICES	299.60
ADMIN SUPPLIES -SYMPATHY CARDS	AMAZON CAPITAL SERVICES INC	27.94

CELL PHONE REIMBURSEMENT- MARCH 2024	CHRIS COOK	30.00
ADMIN SUPPLIES-MOPHEADS/SAM DUST/ MOP FR	MILLER'S TEXTILE SERVICE	40.59
ADMIN SUPPLIES -VITAL TONER AND COPY PAP	AMAZON CAPITAL SERVICES INC	228.07
ADMIN SUPPLIES -AA BATTERIES	AMAZON CAPITAL SERVICES INC	14.99
SUPPLIES- COND EMT 1/2	ALL PHASE ELECTRIC COMPANY	7.29
CELL PHONE REIMBURSEMENT- APRIL 2024	CHRIS COOK	30.00
NEWBORN IMMUNIZATION POSTCARDS	BOX KING	90.00
CELL PHONE REIMBURSEMENT- JAN/FEB 2024	DANIEL VILMOND	50.00
MTHLY SUBSCRIPTION FOR MEDTRAINER	CARDMEMBER SERVICES	216.00
NURSING SUPPLIES- PEDIATRIC ELECTRODES	CARDMEMBER SERVICES	110.00
FINANCIAL HEALTH CERT PROGRAM FOR FCN	NATIONAL ASSOC OF CERTIFIED	2,800.00
NURSING SUPPLIES-OXIMETERS AND STETHOSCO	MCKESSON MEDICAL-SURGICAL	70.35
NURSING SUPPLIES -BP MONITORS AND THERMO	MCKESSON MEDICAL-SURGICAL	57.59
NURSING SUPPLIES -BATHROOM SCALES AND OX	MCKESSON MEDICAL-SURGICAL	3,635.20
NURSING SUPPLIES -BP MONITORS	MCKESSON MEDICAL-SURGICAL	2,370.07
NURSING SUPPLIES - BP MONITORS	MCKESSON MEDICAL-SURGICAL	2,957.52
NURSING SUPPLIES -BP CUFFS	MCKESSON MEDICAL-SURGICAL	17.59
NURSING SUPPLIES -BATHROOM SACALES	MCKESSON MEDICAL-SURGICAL	2,752.35
NURSING SUPPLIES -FIRST AID KITS	AMAZON CAPITAL SERVICES INC	145.20
NURSING SUPPLIES- BP MONITORS AND INFARE	MCKESSON MEDICAL-SURGICAL	230.36
NURSING SUPPLIES -STETHOSCOPES AND FINGE	MCKESSON MEDICAL-SURGICAL	282.99
NURSING SUPPLIES -LANCETS	MCKESSON MEDICAL-SURGICAL	45.32
NURSING SUPPLIES -HBA1C CONTROLS/HEMOGLO	MCKESSON MEDICAL-SURGICAL	508.99
NURSING SUPPLIES- ANEROID SPHYG BOXES	MCKESSON MEDICAL-SURGICAL	199.55
CREDIT FOR INFARED THERMOMETER	MCKESSON MEDICAL-SURGICAL	(30.96)
INFARED THERMOMETER	MCKESSON MEDICAL-SURGICAL	40.91
REIMBURSEMENT FOR FCN SUPPLIES	TINA LEFAIVE	159.53
NURSING SUPPLIES -BP CUFFS	MCKESSON MEDICAL-SURGICAL	70.36
(10) SAFETY 1ST GUIDE CONVERTIBLE CAR SE	AMAZON CAPITAL SERVICES INC	899.90
TB SUPPLIES-ADHESIVE TAPE AND EXAM GLOVE	MCKESSON MEDICAL-SURGICAL	45.73
CELL PHONE REIMBURSEMENT- MARCH 2024	SHARON CARLISLE	15.00
EXPENSE REIMBURSEMENT- DINNER AT CONFERE	ANNA JEAN SAUTER	30.00
MILEAGE REIMBURSEMENT FOR CONFERENCE	ANNA JEAN SAUTER	63.80
SAFETY 1ST CAR SEATS FOR EC	AMAZON CAPITAL SERVICES INC	1,349.85
OCTF SUPPLIES -BABY DOUBLE STROLLER	AMAZON CAPITAL SERVICES INC	185.00
OCTF SUPPLIES - KOLCRAFT BABY STROLLERS	AMAZON CAPITAL SERVICES INC	1,538.60
OCTF SUPPLIES -TODDLER BEDS AND MATTRESS	AMAZON CAPITAL SERVICES INC	376.86
VACCINES - CREDIT MEMO	SANOFI PASTEUR INC	(318.51)
VACCINES- ADACEL/ PENTACEL/ QUADRACEL	SANOFI PASTEUR INC	1,978.36
VACCINES -DAPTACEL AND PENTACEL	SANOFI PASTEUR INC	587.28
VACCINES -ENGERIX-B	GLAXO SMITH KLINE PHARMACEUTICALS	190.91
VACCINES- FLUARIX	GLAXO SMITH KLINE PHARMACEUTICALS	184.65
VACCINES -COVID 19 MODERNA	MCKESSON MEDICAL-SURGICAL	1,144.63
TB SUPPLIES-7 DAY HOTEL STAY FOR TB CLIE	CARDMEMBER SERVICES	525.00

TB SUPPLIES -PATHOLOGY TESTING	PATHGROUP LABS LLC	378.19
TB SUPPLIES - LAB DRAWS FOR TB CLIENTS	PATHOLOGY LABORTORIES INC	115.35
TB SUPPLIES -PATHOLOGY AND LAB TESTS	PATHGROUP LABS LLC	1,034.36
TB SUPPLIES -MEDS FOR TB CLIENTS	HARDING ROAD PHARMACY	4,944.14
TB SUPPLIES -GROCERIES	CARDMEMBER SERVICES	46.62
REIMBURSEMENT FOR MEALS FOR CLIENTS	LUCKENS MERZIUS	126.00
TB SUPPLIES -EQUIPMENT COVERS AND CAMERA	AMAZON CAPITAL SERVICES INC	188.98
TB SUPPLIES-ADHESIVE TAPE AND EXAM GLOVE	MCKESSON MEDICAL-SURGICAL	40.06
ODH LEAD SUPPLIES-PREGNANT AND BREASTFEE	BOX KING	368.00
RADIATION-GENERATING EQUIPMENT INSPECTIO	TREASURER STATE OF OHIO	120.00
KAHOOT ANNUAL SUBSCRIPTION 3/21-3/21/25	CARDMEMBER SERVICES	285.48
ODH LEAD SUPPLIES-HEPA VACUUM SUPPLIES	JENDCO SAFETY SUPPLY	3,761.15
LEAD SUPPLIES- (125) GOLF UMBRELLAS	4 IMPRINT INC	2,127.07
SUPPLIES - ONEZONE PATHOLOGY LAB TESTING	PATHGROUP LABS LLC	14.61

SUPLIES - ON2ZONE HCV CONTROLS	ORASURE TECHNOLOGIES INC	35.00
ONEZONE SUPPLIES -PATHOLOGY AND LAB TEST	PATHGROUP LABS LLC	14.61
SUPPLIES - ONE2ONE SYPHILIS CHECK CONTRO	DIAGNOSTICS DIRECT	80.00
SUPPLIES - ONE2ONE/BUS PASSES	CARDMEMBER SERVICES	136.00
BURIAL PERMIT FEES- FEB 2024	OHIO DIVISION OF REAL ESTATE	167.50
MARCS RADIOS FEES	OHIO TREASURER OF STATE	15.00
MEDICAL DIRECTOR SERVICES-MARCH 2024	LAURA THOMPSON	600.00
MEDICAL CONSULT SERVICES- MARCH 2024	SHAHID BASHIR SPFLD PULMONARY	1,665.00
INTERNET AND PHONE ISSUES AT WIC SPFLD O	TECHADVISORS	445.20
INTERNET AND PHONE ISSUES AT WIC LOCATIO	TECHADVISORS	445.20
WEBSITE HOSTING FOR SHWCOHIO.ORG-MARCH 2	TECHADVISORS	35.00
INSTALLATION OF HVAC SYSTEMS	HAUCK BROS INC	45,817.00
CONTRACT SERVICES- APRIL 2024	LAURA THOMPSON	600.00
CONTRACT SERVICES- APRIL 2024	SHAHID BASHIR SPFLD PULMONARY	1,665.00
TELEPHONE INTERPRETATION SERVICES 2/1-2/	PROPIO LANGUAGE SERVICES	601.57
BIZHUB SERVICES 1/31-2/28/2024	PERRY PROTECH	449.24
MICROSOFT 365 BUSINESS AND BASIC SERVICE	INSIGHT PUBLIC SECTOR INC	781.83
TRANSLATION/INTERPRETATION/OUTREACH SERV	LUCKENS MERZIUS	938.00
MICROSOFT 365 BASIC/STANDARD FEB 2024	INSIGHT PUBLIC SECTOR INC	658.64
MICROSOFT 365 BUSINESS PREMIUM	INSIGHT PUBLIC SECTOR INC	839.29
TRANSLATION/INTERPRETATION/OUTREACH SERV	LUCKENS MERZIUS	1,344.00
TRANSLATION/INTERPRETATION/OUTREACH 3/13	LUCKENS MERZIUS	1,218.00
MAINTENANCE WORKER FOR HOME RD 2/7-2/28/	CLARK CO BD OF DEVELOPMENTAL	136.00
TRASH SERVICES FOR HOME RD	RUMPKE	250.56
EARLY SPRING LAWN APPLICATION AT HOME RD	GILLAM LANDSCAPING	136.00
TRASH SERVICES FOR HOME RD	RUMPKE	237.85
MAINTENANCE SUPPLIES FOR VEHICLE - FLASH	KOI ENTERPRISES INC	15.86
ANNUAL RENEWAL FOR PEST SERVICES-HOME RD	A-1 ABLE PEST DOCTORS	431.46
ACCT 132224510010009-GAS FOR HOME RD	COLUMBIA GAS OF OHIO	89.56
EMPLOYEE CELL PHONE LINES	A T & T MOBILITY	1,524.71
ACCT 135860101-HOME RD INTERNET	CHARTER COMMUNICATIONS	578.00
ACCT 82170-16515 WATER/SEWER FOR HOME RD	CITY OF SPRINGFIELD	400.52
ACCT 135860201-HOME RD PHONES	CHARTER COMMUNICATIONS	751.20
	Total For Dept 810 CCCHD	<u>108,162.40</u>
	Total For Fund 8201 HEALTH DISTRICT	<u><u>108,162.40</u></u>

Fund 8202 FOOD SERVICE

MILEAGE REIMBURSEMENT- FEB 2024	ANNE KAUP-FETT	41.76
SUPPLIES- ENVELOPES	AMAZON CAPITAL SERVICES INC	20.67
CELL PHONE REIMBURSEMENT- FEB 2024	JENNIFER BAUGH	25.00
CELL REIMBURSEMENT- FEB 2024	JENNIFER MICHAELSON	25.00
CELL PHONE REIMBURSEMENT- FEB 2024	DANIEL LYNCH	25.00
FOOD SERVICE OPERATION FEES- FEB 2024	TREASURER STATE OF OHIO	10,408.00
RETAIL FOOD ESTABLISHMENTS FEES- FEB 202	TREASURER STATE OF OHIO	3,358.00
RETAIL FOOD ESTABLISHMENTS FEES- FEB 202	TREASURER STATE OF OHIO	2,074.00
REFUND DUE TO FOOD TRUCK NOT BEING INSPE	TERRI FOWLES	124.00
	Total For Dept 810 CCCHD	<u>16,101.43</u>
	Total For Fund 8202 FOOD SERVICE	<u><u>16,101.43</u></u>

Fund 8205 WATER SYSTEMS

MASI	MOBILE ANALYTICAL SERVICES INC	126.50
MASI	MOBILE ANALYTICAL SERVICES INC	131.20
MASI	MOBILE ANALYTICAL SERVICES INC	203.00
MASI	MOBILE ANALYTICAL SERVICES INC	137.40
MASI	MOBILE ANALYTICAL SERVICES INC	80.20
MASI	MOBILE ANALYTICAL SERVICES INC	37.60
MASI	MOBILE ANALYTICAL SERVICES INC	295.20
MASI	MOBILE ANALYTICAL SERVICES INC	39.00
MASI	MOBILE ANALYTICAL SERVICES INC	24.55
MASI	MOBILE ANALYTICAL SERVICES INC	203.00
MASI	MOBILE ANALYTICAL SERVICES INC	112.80
MASI	MOBILE ANALYTICAL SERVICES INC	137.40
MASI	MOBILE ANALYTICAL SERVICES INC	93.70
MASI	MOBILE ANALYTICAL SERVICES INC	58.90
MASI	MOBILE ANALYTICAL SERVICES INC	58.90
MASI	MOBILE ANALYTICAL SERVICES INC	159.30
MASI	MOBILE ANALYTICAL SERVICES INC	32.80
MASI	MOBILE ANALYTICAL SERVICES INC	58.90
MASI	MOBILE ANALYTICAL SERVICES INC	65.60
MASI	MOBILE ANALYTICAL SERVICES INC	71.80
	Total For Dept 810 CCCHD	<u>2,127.75</u>
	Total For Fund 8205 WATER SYSTEMS	<u><u>2,127.75</u></u>

Fund 8208 MEDICAID ADMIN CLAIM

INSTALLATION OF BYPASS DAMPERS AT HIGH S	HAUCK BROS INC	2,000.00
DOWNPAYMENT INVOICE FOR HOME RD SERVER U	TECHADVISORS	7,160.88
SUPPLIES- \$5 GIFT CARDS	CARDMEMBER SERVICES	100.00
SUPPLIES - CASES OF DIAPERS	AMAZON CAPITAL SERVICES INC	294.36
SUPPLIES - CASES OF DIAPERS	AMAZON CAPITAL SERVICES INC	223.93
INSTALLATION OF BYPASS DAMPERS AT HIGH S	HAUCK BROS INC	800.00
STORAGE FOR SUNSET AVE UNIT C 2/1-2/29/2	CLARK CO BD OF DEVELOPMENTAL	750.00
LEAK INVESTIGATION AT HIGH ST OFFICE	COMMAND ROOFING CO	596.12
RADIATOR REPAIR AND IGNITION MODULE REPA	GENERATOR SYSTEMS LLC	5,815.02
ANNUAL RENEWAL FOR PEST SERVICES-SUNSET	A-1 ABLE PEST DOCTORS	767.04
ACCT 132224510050005-GAS FOR SUNSET AVE	COLUMBIA GAS OF OHIO	221.40
ACCT 130448804-INTERNET SERVICES FOR NEW	A T & T	193.94
ACCT 132224510050005-GAS FOR SUNSET AVE	COLUMBIA GAS OF OHIO	165.85
ACCT 214662450010005-GAS FOR S HUBERT AV	COLUMBIA GAS OF OHIO	89.86
ACCT 110148671339- ELEC FOR SUNSET AVE	OHIO EDISON	129.14
ACCT 106476201-INTERNET FOR SUNSET AVE	CHARTER COMMUNICATIONS	64.98
ACCT 736610-17185 WATER/SEWER FOR SUNSET	CITY OF SPRINGFIELD	34.94
	Total For Dept 810 CCCHD	<u>19,407.46</u>
	Total For Fund 8208 MEDICAID ADMIN CLA	<u><u>19,407.46</u></u>

Fund 8212 EARLY START GRANT

MILEAGE- FEB 2024	ANTIONETTE PEREZ	17.98
MILEAGE AND CELL PHONE REIMBURSEMENT- FE	NATALIE OLIVER	23.70
MILEAGE- JAN/FEB 2024	LORI LAMBERT	40.10
MILEAGE- JAN/FEB 2024	LORI LAMBERT	13.84
MILEAGE REIMBURSEMENT- FEB 2024	DANIELLE RODGERS	8.70
MILEAGE REIMBURSEMENT- FEB 2024	DAWN STASAK	25.52
MILEAGE REIMBURSEMENT- FEB 2024	ERICA M MINHAS	32.71
MILEAGE REIMBURSEMENT- FEB 2024	JERICA SAGE	38.28
MILEAGE REIMBURSEMENT- FEB 202	KAREN BRUBAKER	91.64
MILEAGE REIMBURSEMENT- FEB 2024	KRISTINA FULK	88.74
MILEAGE REIMBURSEMENT- FEB 2024	SARITA CONDORI CCAHUANA	37.12
MILEAGE REIMBURSEMENT- FEB 2024	DEEDRA WADE	1.16
DRUG TESTING FOR C.HEEG	CITRAN OCCUPATIONAL HEALTH LLC	90.00
SUPPLIES FOR HIGH ST OFFICE	QUILL CORPORATION	158.07
OFFICE SUPPLIES FOR HMG	AMAZON CAPITAL SERVICES INC	81.43
OFFICE SUPPLIES FOR HMG	AMAZON CAPITAL SERVICES INC	23.95
OFFICE SUPPLIES FOR HMG	AMAZON CAPITAL SERVICES INC	137.77
CELL PHONE REIMBURSEMENT- FEB 2024	DAWN STASAK	15.00
SUPPLIES-WET MOPS/MOP HEADS/ SAM DUST	MILLER'S TEXTILE SERVICE	4.07
CASES OF DIAPERS	AMAZON CAPITAL SERVICES INC	2,730.96
MICROSOFT 365 BUSINESS AND BASIC SERVICE	INSIGHT PUBLIC SECTOR INC	135.00
MICROSOFT 365 BASIC/STANDARD FEB 2024	INSIGHT PUBLIC SECTOR INC	127.02
MICROSOFT 365 BUSINESS PREMIUM USAGE	INSIGHT PUBLIC SECTOR INC	24.92
MAINTENANCE WORKER FOR HIGH ST 2/1-2/29/	CLARK CO BD OF DEVELOPMENTAL	28.90
TRASH SERVICES FOR E HIGH OFFICE	RUMPKE	46.11
2024 4-STEP LAWN PROGRAM RENEWAL	GILLAM LANDSCAPING	12.41
ANNUAL RENEWAL FOR PEST SERVICES-HIGH ST	A-1 ABLE PEST DOCTORS	153.41
LEASE 2685 E HIGH ST- APRIL 2024	COMMUNITY HEALTH FOUNDATION	714.53
LEASE 2685 E HIGH ST- APRIL 2024	COMMUNITY HEALTH FOUNDATION	101.67
ACCT 110113007162-ELEC FOR HIGH ST OFFIC	OHIO EDISON	151.27
ACCT 132224510030007-GAS FOR HIGH ST OFF	COLUMBIA GAS OF OHIO	114.88
EMPLOYEE CELL PHONE LINES	A T & T MOBILITY	458.82
ACCT 106476201-INTERNET FOR HIGH ST OFFI	CHARTER COMMUNICATIONS	22.09
ACCT 926360-47437 WATER/SEWER FOR HIGH S	CITY OF SPRINGFIELD	25.13
	Total For Dept 810 CCCHD	<u>5,776.90</u>
	Total For Fund 8212 EARLY START GRANT	<u><u>5,776.90</u></u>



Fund 8213 CRIBS FOR KIDS

SUPPLIES FOR HIGH ST OFFICE	QUILL CORPORATION	18.60
SUPPLIES-WET MOPS/MOP HEADS/ SAM DUST	MILLER'S TEXTILE SERVICE	0.48
LEASE 2685 E HIGH ST- APRIL 2024	COMMUNITY HEALTH FOUNDATION	96.02
MAINTENANCE WORKER FOR HIGH ST 2/1-2/29/	CLARK CO BD OF DEVELOPMENTAL	3.40
ACCT 110113007162-ELEC FOR HIGH ST OFFIC	OHIO EDISON	17.80
ACCT 132224510030007-GAS FOR HIGH ST OFF	COLUMBIA GAS OF OHIO	13.52
ACCT 106476201-INTERNET FOR HIGH ST OFFI	CHARTER COMMUNICATIONS	2.60
TRASH SERVICES FOR E HIGH OFFICE	RUMPKE	5.43
ACCT 926360-47437 WATER/SEWER FOR HIGH S	CITY OF SPRINGFIELD	2.99
2024 4-STEP LAWN PROGRAM RENEWAL	GILLAM LANDSCAPING	1.46
ANNUAL RENEWAL FOR PEST SERVICES-HIGH ST	A-1 ABLE PEST DOCTORS	18.05
	Total For Dept 810 CCCHD	<u>180.35</u>
	Total For Fund 8213 CRIBS FOR KIDS	<u><u>180.35</u></u>

Fund 8214 IMMUNIZATION GRANT

NEWBORN IMMUNIZATION POSTCARDS	BOX KING	123.00
	Total For Dept 810 CCCHD	<u>123.00</u>
	Total For Fund 8214 IMMUNIZATION GRAN	<u><u>123.00</u></u>

Fund 8217 PLUMBING

FUEL FOR FLEET VEHICLES 2/12-3/11/2024	SUPERFLEET MASTERCARD PROGRAM	48.07
PLUMBING SERVICES AND MILEAGE- FEB 2024	GREENE COUNTY PUBLIC HEALTH	457.23
PLUMBING SERVICES FOR MIAMI CO	MIAMI COUNTY PUBLIC HEALTH	250.34
	Total For Dept 810 CCCHD	<u>755.64</u>
	Total For Fund 8217 PLUMBING	<u><u>755.64</u></u>

Fund 8220 WIC

CELL AND MILEAGE REIMBURSEMENT- FEB 2024	EMILY SHAFFER	65.02
MILEAGE AND CELL REIMBURSEMENT-MARCH 202	EMILY SHAFFER	43.56
WIC SUPPLIES FOR NNM EVENT	CARDMEMBER SERVICES	100.92
DESK CALENDARS FOR WIC	AMAZON CAPITAL SERVICES INC	77.30
MICROSOFT 365 BASIC/STANDARD FEB 2024	INSIGHT PUBLIC SECTOR INC	55.77
OFFICE SUPPLIES FOR WIC DEPT	QUILL CORPORATION	739.09
SUPPLIES FOR HIGH ST OFFICE	QUILL CORPORATION	604.40
SUPPLIES FOR WIC OFFICE	QUILL CORPORATION	959.96
OFFICE SUPPLIES FOR WIC	AMAZON CAPITAL SERVICES INC	74.51
SUPPLIES-WET MOPS/MOP HEADS/ SAM DUST FO	MILLER'S TEXTILE SERVICE	15.57
MAINTENANCE WORKER FOR HIGH ST 2/1-2/29/	CLARK CO BD OF DEVELOPMENTAL	110.50
MICROSOFT 365 BUSINESS AND BASIC SERVICE	INSIGHT PUBLIC SECTOR INC	66.00
MICROSOFT 365 BUSINESS PREMIUM USAGE	INSIGHT PUBLIC SECTOR INC	24.92
TRASH SERVICES FOR E HIGH OFFICE	RUMPKE	176.31
2024 4-STEP LAWN PROGRAM RENEWAL	GILLAM LANDSCAPING	47.45
ANNUAL RENEWAL FOR PEST SERVICES-HIGH ST	A-1 ABLE PEST DOCTORS	586.56
LEASE 2685 E HIGH ST- APRIL 2024	COMMUNITY HEALTH FOUNDATION	3,120.79
2ND QTR 2024 RENT/UTILITIES FOR WIC NEW	FAMILY & YOUTH INITIATIVES INC	750.00
ACCT 110113007162-ELEC FOR HIGH ST OFFIC	OHIO EDISON	578.38
ACCT 132224510030007-GAS FOR HIGH ST OFF	COLUMBIA GAS OF OHIO	439.25
EMPLOYEE CELL PHONE LINES	A T & T MOBILITY	214.64
ACCT 106476201-INTERNET FOR HIGH ST OFFI	CHARTER COMMUNICATIONS	84.49
ACCT 926360-47437 WATER/SEWER FOR HIGH S	CITY OF SPRINGFIELD	96.17
	Total For Dept 810 CCCHD	9,031.56
	Total For Fund 8220 WIC	9,031.56

Fund 8227 SAFE COMMUNITIES GRANT

SUPPLIES -ST PATRICKS BAR TENTS	CARDMEMBER SERVICES	180.25
SUPPLIES -ST PATRICKS BAR TENTS	CARDMEMBER SERVICES	69.62
	Total For Dept 810 CCCHD	249.87
	Total For Fund 8227 SAFE COMMUNITIES GRANT	249.87

Fund 8228 TOBACCO USE PREVENTION

AIR FRESHENERS FOR CARWASH EVENT	CARDMEMBER SERVICES	112.89
SUPPLIES -VAPING BANDS AND PAMPHLETS	JOURNEYWORKS PUBLISHING	1,702.08
T-SHIRTS FOR TOBACCO OUTREACH EVENT	RED BALL SPECIALTY PRINTING	350.00
FREE CESSATION PACKAGE AND CAR WASH MIN	BOX KING	37.00
SUPPLIES - GIFT CARD FOR MHF	CARDMEMBER SERVICES	25.00
CATERING ORDER FOR TOBACCO EVENT	CARMAE CATERING	396.00
SUPPLIES - 2 LITERS FOR CAR WASH EVENT	CARDMEMBER SERVICES	32.83
SUPPLIES-BUBBLE FLYERS/BEND A PENS/PLAST	4 IMPRINT INC	1,310.45
SUPPLIES-BUBBLE FLYERS/BEND A PENS/PLAST	4 IMPRINT INC	806.26
SUPPLIES-CARWASH SUPPLIES	AMAZON CAPITAL SERVICES INC	441.32
SUPPLIES- NICOTINE PATCHES AND GUM	AMAZON CAPITAL SERVICES INC	110.95
SUPPLIES- NICORETTE GUM	AMAZON CAPITAL SERVICES INC	54.99
(2) VAPE RECYCLING RECEPTACLES	GLASDON INC	303.30
	Total For Dept 810 CCCHD	5,683.07
		<hr/>
	Total For Fund 8228 TOBACCO USE PREVEN	5,683.07

Fund 8237 PUBLIC INFRASTRUCTURE

CELL AND MILEAGE REIMBURSEMENT- FEB 2024	STEPHANIE JOHNSON	117.58
CELL AND MILEAGE REIMBURSEMENT-MARCH 202	HELAINA LECAPTAIN	134.04
	Total For Dept 810 CCCHD	251.62
		<hr/>
	Total For Fund 8237 PUBLIC INFRASTRUCTU	251.62

Fund 8240 ENVIRONMENTAL SERVICES

MILEAGE AND CELL REIMBURSEMENT- FEB 2024	ELIZABETH DEWITT	35.80
MILEAGE REIMBURSEMENT- FEB 2024	ALLISON HUNT	36.54
CELL AND MILEAGE REIMBURSEMENT- FEB 2024	EMILY GRIESER	9.07
CELL AND MILEAGE REIMBURSEMENT- FEB 2024	EMILY GRIESER	40.29
FUEL FOR FLEET VEHICLES 2/12-3/11/2024	SUPERFLEET MASTERCARD PROGRAM	393.25
MTHLY SUB-EZ 10S-SERIAL 52042184/3 MTH R	LIVEVIEWGPS INC	89.85
REFUND FOR TEMPORARY CAMPGROUND	BUCK CREEK STATE PARK	310.00
CAR WASH FOR HONDA 6	FASTLANE WASH & LUBE	27.04
CELL PHONE REIMBURSEMENT- FEB 2024	ALLISON HUNT	25.00
CELL PHONE REIMBURSEMENT- FEB 2024	MEGAN DAVIS	25.00
OFFICE SUPPLIES FOR ENVIRONMENTAL HEALTH	AMAZON CAPITAL SERVICES INC	72.25
SUPPLIES -HEAT TREATED MANHOLE HOOK	AMAZON CAPITAL SERVICES INC	84.99
	Total For Dept 810 CCCHD	1,149.08
		<hr/>
	Total For Fund 8240 ENVIRONMENTAL SER	1,149.08

Fund 8246 CD&D FUND

FEB- EPA CDD MTHLY DISPOSAL AND FEES	TREASURER STATE OF OHIO	1,701.83
FEB- EPA CDD MTHLY DISPOSAL AND FEES	MOOREFIELD TOWNSHIP	128.44
	Total For Dept 810 CCCHD	<u>1,830.27</u>
	Total For Fund 8246 CD&D FUND	<u><u>1,830.27</u></u>

Fund 8247 WORKFORCE DEVELOPMENT

FLIGHT FOR SUMMIT FOR V.CARTER	CARDMEMBER SERVICES	53.00
FLIGHT FOR SUMMIT FOR V.CARTER	CARDMEMBER SERVICES	678.96
REG FOR 2024 SOCIAL DETERMINANATS OF HEA	BUSINESS RESEARCH & INTELLIGENCE	1,321.04
REG FOR 2024 SOCIAL DETERMINANATS OF HEA	BUSINESS RESEARCH & INTELLIGENCE	73.96
HOTEL STAY FOR CONFERENCE FOR V.CARTER	CARDMEMBER SERVICES	168.94
HOTEL-HEALTH EQUITY CONFERENCE V. CARTER	CARDMEMBER SERVICES	390.03
	Total For Dept 810 CCCHD	<u>2,685.93</u>
	Total For Fund 8247 WORKFORCE DEVELOP	<u><u>2,685.93</u></u>

Fund 8248 SEWAGE TREATMENT SYSTEMS

SEWAGE TX FEES - FEB 2024	TREASURER STATE OF OHIO	288.00
	Total For Dept 810 CCCHD	<u>288.00</u>
	Total For Fund 8248 SEWAGE TREATMENT	<u><u>288.00</u></u>

Fund 8251 COVID 19 - ENHANCED OPERATIONS

TRANSLATION/INTERPRETATION/OUTREACH SERV	LUCKENS MERZIUS	182.00
	Total For Dept 810 CCCHD	<u>182.00</u>
	Total For Fund 8251 COVID 19 - ENHANCEE	<u><u>182.00</u></u>

Fund 8257 FHV

MILEAGE- FEB 2024	ANTIONETTE PEREZ	14.50
MILEAGE AND CELL PHONE REIMBURSEMENT- FEB 2024	MICHELINE DRUGMAN-DEWITT	22.54
MILEAGE- FEB 2024	NATALIE OLIVER	67.86
MILEAGE REIMBURSEMENT- FEB 2024	CHRISTINA HEEG	26.68
MILEAGE REIMBURSEMENT- FEB 2024	DANIELLE RODGERS	50.46
MILEAGE REIMBURSEMENT- FEB 2024	ERICA M MINHAS	26.91
MILEAGE REIMBURSEMENT- FEB 2024	JERICA SAGE	93.38
MILEAGE REIMBURSEMENT- FEB 2024	JOSINSQUI DERONCERAY	32.02
MILEAGE REIMBURSEMENT- FEB 202	KAREN BRUBAKER	34.22
MILEAGE REIMBURSEMENT- FEB 2024	KRISTINA FULK	41.18
MILEAGE REIMBURSEMENT- FEB 2024	PAM EGGLESTON	136.88
MILEAGE REIMBURSEMENT- FEB 2024	SARITA CONDORI CCAHUANA	98.02
MILEAGE REIMBURSEMENT- FEB 2024	DEEDRA WADE	136.88
RED GRADUATION CAPS FOR MIECHV	CARDMEMBER SERVICES	44.99
SUPPLIES FOR MIECHV FUND	CARDMEMBER SERVICES	102.16
\$40 KROGER GIFT CARDS	CARDMEMBER SERVICES	2,000.00
BOOKS FOR MIECHV	BOOKS BY THE BUSHEL LLC	1,599.86
SUPPLIES- MISC DUCT TAPE	AMAZON CAPITAL SERVICES INC	105.41
SUPPLIES- GOLD FOIL CERTIFICATES	AMAZON CAPITAL SERVICES INC	24.02
SUPPLIES FOR HIGH ST OFFICE	QUILL CORPORATION	148.78
SUPPLIES- DIAPERS AND PULL-UPS	AMAZON CAPITAL SERVICES INC	1,407.77
EXPENSE REIMBURSEMENT FOR PLAY-DOH	LORI LAMBERT	46.00
SUPPLIES-WET MOPS/MOP HEADS/ SAM DUST FO	MILLER'S TEXTILE SERVICE	3.83
SUPPLIES- COTTON TUBE SOCKS	AMAZON CAPITAL SERVICES INC	40.69
MAINTENANCE WORKER FOR HIGH ST 2/1-2/29/	CLARK CO BD OF DEVELOPMENTAL	27.20
TRASH SERVICES FOR E HIGH OFFICE	RUMPKE	43.39
2024 4-STEP LAWN PROGRAM RENEWAL	GILLAM LANDSCAPING	11.68
ANNUAL RENEWAL FOR PEST SERVICES-HIGH ST	A-1 ABLE PEST DOCTORS	144.38
LEASE 2685 E HIGH ST- APRIL 2024	COMMUNITY HEALTH FOUNDATION	768.20
ACCT 110113007162-ELEC FOR HIGH ST OFFIC	OHIO EDISON	142.36
ACCT 132224510030007-GAS FOR HIGH ST OFF	COLUMBIA GAS OF OHIO	108.12
ACCT 106476201-INTERNET FOR HIGH ST OFFI	CHARTER COMMUNICATIONS	20.80
ACCT 926360-47437 WATER/SEWER FOR HIGH S	CITY OF SPRINGFIELD	23.67
	Total For Dept 810 CCCHD	<u>7,594.84</u>
	Total For Fund 8257 FHV	<u><u>7,594.84</u></u>

Fund 8260 HEALTH - CHC

ITEMS FOR GARDEN	CARDMEMBER SERVICES	501.69
SUPPLIES -PAMPHLETS ON HEALTHY EATING	JOURNEYWORKS PUBLISHING	131.00
SUPPLIES FOR OUTDOOR GARDEN	CARDMEMBER SERVICES	25.96
SUPPLIES FOR OUTDOOR GARDEN	CARDMEMBER SERVICES	341.35
SUPPLIES FOR OUTDOOR GARDEN	CARDMEMBER SERVICES	70.23
AGENCY GRANT FUNDING	SECOND HARVEST FOODBANK OF	412.57
AGENCY GRANT FUNDING	SECOND HARVEST FOODBANK OF	9,587.43
	Total For Dept 810 CCCHD	<u>11,070.23</u>
	Total For Fund 8260 HEALTH - CHC	<u><u>11,070.23</u></u>

Fund 8261 REPRODUCTIVE HEALTH AND WELLNESS (RHW)

MILEAGE REIMBURSEMENT- FEB 2024	MARIA RODRIGUEZ	10.44
MILEAGE REIMBURSEMENT- FEB 2024	JESSICA C BUMGARNER	12.76
MILEAGE REIMBURSEMENT- FEB 2024	SALIMAH BERRIEN	2.32
PATHOLOGY LAB TESTING	PATHGROUP LABS LLC	77.45
PATHOLOGY LAB TESTING	PATHGROUP LABS LLC	563.92
SUPPLIES -PATHOLOGY AND LAB TESTS	PATHGROUP LABS LLC	104.16
RHW SUPPLIES -PATHOLOGY AND LAB TESTS	PATHGROUP LABS LLC	72.33
NEXPLANON	THERACOM LLC	8,012.68
SUPPLIES- LILETTA	ABBVIE US LLC	1,000.00
EMPLOYEE CELL PHONE LINES	A T & T MOBILITY	40.07
LAB TESTING FOR RHW CLIENT	CENTER FOR DISEASE DETECTION LLC	27.50
SUPPLIES -NORGES/ESTRADIOL	CAPITAL WHOLESale DRUG	11.64
SUPPLIES FOR RHW	CAPITAL WHOLESale DRUG	762.35
CELL REIMBURSEMENT- FEB 2024	JESSICA C BUMGARNER	15.00
SUPPLIES - RHW ITEMS	MCKESSON MEDICAL-SURGICAL	456.03
CELL PHONE REIMBURSEMENT- FEB 2024	SHARON CARLISLE	15.00
SUPPLIES -NATTROL POSITIVE CONTROLS CHLA	MCKESSON MEDICAL-SURGICAL	311.60
SUPPLIES -NATTROL POSITIVE CONTROLS CHLA	MCKESSON MEDICAL-SURGICAL	204.47
BINX CONTROLS/FEMALE SWABS/MALE URINE TU	MCKESSON MEDICAL-SURGICAL	3,185.63
SUPPLIES -VANISHPT SYRINGES	MCKESSON MEDICAL-SURGICAL	70.20
NORETHINDRONE	CAPITAL WHOLESale DRUG	13.05
SUPPLIES -GC BINX CONTROL	MCKESSON MEDICAL-SURGICAL	488.71
	Total For Dept 810 CCCHD	<u>15,457.31</u>
	Total For Fund 8261 REPRODUCTIVE HEALT	<u><u>15,457.31</u></u>

Fund 8264 PRECONCEPTION HEALTH & WELLNESS

REFUND FOR OVERPAYMENT FOR PCH	MAHADIYYA MUHAMMAD	62.35
SUPPLIES -PREGNANCY KITS	MCKESSON MEDICAL-SURGICAL	50.92
INFANT VITALITY COORDINATOR PAYMENT	ANNMARIE SCHMERSAL	500.00
INFANT VITALITY COORDINATOR PAYMENT	ANNMARIE SCHMERSAL	2,125.00
	Total For Dept 810 CCCHD	<u>2,738.27</u>
	Total For Fund 8264 PRECONCEPTION HEA	<u><u>2,738.27</u></u>

Fund 8265 PREVENTION & LINKAGE TO CARE

HOTEL STAY FOR CONFERENCE FOR J.CLARK	CARDMEMBER SERVICES	391.10
SUPPLIES- OPIOID MISUSE PAMPHLETS	JOURNEYWORKS PUBLISHING	862.92
EXPENSE REIMBURSEMENTS FOR ATLANTA CONFE	JACOB CLARK	154.66
	Total For Dept 810 CCCHD	<u>1,408.68</u>
	Total For Fund 8265 PREVENTION & LINKA	<u><u>1,408.68</u></u>

Fund 8299 CCCHD PAYROLL CLEARING FUND

DENTAL PREMIUMS- APRIL 2024	MEDICAL MUTUAL	2,301.72
VISION PREMIUMS - APRIL 2024	PRO BENEFITS ADMINISTRATORS	502.60
HEALTH INSURANCE PREMIUMS- APRIL 2024	ANTHEM BLUE CROSS & BLUE SHIELD	73,366.75
GROUP LIFE INSURANCE - APRIL 2024	AMERICAN UNITED LIFE INSURANCE COMP	529.60
	Total For Dept 810 CCCHD	<u>76,700.67</u>
	Total For Fund 8299 CCCHD PAYROLL CLEA	<u><u>76,700.67</u></u>

Fund Totals:

108,162.40  
16,101.43  
2,127.75  
19,407.46  
5,776.90  
180.35  
123.00  
755.64  
9,031.56  
249.87  
5,683.07  
251.62  
1,149.08  
1,830.27  
2,685.93  
288.00  
182.00  
7,594.84  
11,070.23  
15,457.31  
2,738.27  
1,408.68  
76,700.67  

---

---

288,956.33



The following advances will be made after approval by the Board of Health at the April 2024 Board of Health Meeting.

**Advance:** From the General Revenue fund to Preconception Health fund (budgeted). \$10,000

The following transfers will be made after approval by the Board of Health at the April 2024 Board meeting.

**Transfer:** From the General Revenue fund to the Sewage Treatment fund (budgeted). \$30,000

04/12/2024

REVENUE AND EXPENDITURE REPORT FOR CLARK COUNTY  
 PERIOD ENDING 03/31/2024

\*NOTE: Available Balance / Pct Budget Used does not reflect amounts encumbered.

GL NUMBER	DESCRIPTION	2024 AMENDED BUDGET	YTD BALANCE 03/31/2024	ACTIVITY FOR MONTH 03/31/24
Fund 8201 - HEALTH DISTRICT				
Revenues				
Dept 810 - CCCHD				
8201-810-411100	TAXES - REAL ESTATE	2,538,000.00	1,452,585.05	1,452,585.05
8201-810-411300	TAXES - MANUFACTURED HOMES	4,819.00	4,439.33	4,439.33
8201-810-413100	TAXES - PERS PROPERTY	0.00	0.00	0.00
8201-810-421000	INTERGOVERNMENTAL	303,634.00	106,827.38	3.82
8201-810-422110	INTERGOVERNMENTAL - H/R	61,000.00	0.00	0.00
8201-810-431000	CHARGES FOR SERVICES	435,146.00	175,320.82	54,713.35
8201-810-451000	LICENSES & PERMITS	13,300.00	5,437.50	375.00
8201-810-481000	OTHER REVENUE	770,000.00	123,207.55	45,026.05
8201-810-520000	ADVANCES IN	38,000.00	150,018.24	82,018.24
8201-810-540000	TRANSFERS IN	0.00	0.00	0.00
Total Dept 810 - CCCHD		4,163,899.00	2,017,835.87	1,639,160.84
TOTAL REVENUES		4,163,899.00	2,017,835.87	1,639,160.84
Expenditures				
Dept 810 - CCCHD				
8201-810-702000	SALARIES - EMPLOYEES	1,546,603.00	403,213.89	118,457.48
8201-810-711000	PERS	219,640.00	57,506.32	16,724.04
8201-810-714000	MEDICARE	17,971.00	5,725.51	1,653.69
8201-810-715000	DENTAL INSURANCE	7,784.00	887.65	298.27
8201-810-716000	LIFE INSURANCE	9,281.00	620.82	197.06
8201-810-717000	HEALTH INSURANCE	293,966.00	118,704.44	36,868.24
8201-810-718100	TRAINING & DEVELOPMENT	4,037.00	955.00	125.00
8201-810-718400	TRAVEL	19,401.02	2,744.87	1,183.44
8201-810-721000	OFFICE SUPPLIES	589,928.35	143,878.17	48,487.01
8201-810-732000	ADVERTISING & PRINTING	81.00	0.00	0.00
8201-810-736500	FEES - STATE	208,417.00	40,327.72	182.50
8201-810-744000	CONTRACT SERVICES	300,068.19	131,901.58	57,414.16
8201-810-745000	MAINTENANCE	95,200.01	14,997.02	1,576.16
8201-810-746200	UTILITIES	61,873.68	18,230.51	9,282.34
8201-810-751000	SMALL EQUIPMENT	17,601.14	0.00	0.00
8201-810-790000	OTHER EXPENSES	1,547.00	0.00	0.00
8201-810-795900	REIMBURSEMENTS - OTHER	200.00	0.00	0.00
8201-810-830000	ADVANCES OUT	88,600.00	36,000.00	0.00
8201-810-850000	TRANSFERS OUT	190,000.00	132,788.64	60,000.00
Total Dept 810 - CCCHD		3,672,199.39	1,108,482.14	352,449.39
TOTAL EXPENDITURES		3,672,199.39	1,108,482.14	352,449.39
Fund 8201 - HEALTH DISTRICT:				
TOTAL REVENUES		4,163,899.00	2,017,835.87	1,639,160.84
TOTAL EXPENDITURES		3,672,199.39	1,108,482.14	352,449.39
NET OF REVENUES & EXPENDITURES		491,699.61	909,353.73	1,286,711.45

04/12/2024

OHIO CASH BASIS REPORT FOR CLARK COUNTY  
 PERIOD ENDING 03/31/2024

FUND	DESCRIPTION	BEGINNING CASH BALANCE MONTH	CURRENT RECEIPTS	CURRENT EXPENDITURES	ENDING CASH BALANCE YEAR
Custodial Fund					
8201	HEALTH DISTRICT	1,503,924.15	1,639,160.84	365,164.16	2,777,920.83
8202	FOOD SERVICE	188,699.25	84,439.00	36,508.15	236,630.10
8203	SOLID WASTE	33,418.25	0.00	4,093.05	29,325.20
8204	RECREATION PARKS & CAMPS	20,144.51	1,240.00	0.00	21,384.51
8205	WATER SYSTEMS	1,629.65	34,721.30	10,253.84	26,097.11
8206	SWIMMING POOL	27,506.40	0.00	0.00	27,506.40
8207	MOSQUITO CONTROL GRANT	2,390.59	0.00	0.00	2,390.59
8208	MEDICAID ADMIN CLAIM	43,069.39	85,843.60	19,053.33	109,859.66
8209	HIV GRANT	2,227.74	0.00	7,401.46	(5,173.72) *
8211	DRUG OVERDOSE PREVENTION	26,009.68	0.00	0.00	26,009.68
8212	EARLY START GRANT	115,216.26	44,533.67	31,572.78	128,177.15
8213	CRIBS FOR KIDS	16,594.00	3,400.00	2,669.21	17,324.79
8214	IMMUNIZATION GRANT	30,002.66	0.00	4,140.68	25,861.98
8217	PLUMBING	82,733.73	12,536.00	11,494.24	83,775.49
8220	WIC	(21,290.46)	135,457.68	60,319.81	53,847.41
8222	VACCINE EQUITY GRANT	169.05	0.00	0.00	169.05
8223	COVID-19	34,955.26	0.00	34,955.26	0.00
8225	WATER POLLUTION CONTROL GRANT	9,675.74	0.00	0.00	9,675.74
8226	MOM QUIT FOR TWO	1,724.86	0.00	1,537.10	187.76
8227	SAFE COMMUNITIES GRANT	4,108.38	4,301.94	1,403.11	7,007.21
8228	TOBACCO USE PREVENTION	115,888.58	0.00	12,243.12	103,645.46
8229	CONTINGENCY	250,000.00	0.00	0.00	250,000.00
8230	ADOLESCENT HEALTH RESILIENCY	15,283.48	7,666.65	9,010.51	13,939.62
8231	COVID 19 VACCINATION GRANT FUND	15,721.30	0.00	15,721.30	0.00
8233	HL PREVENTION GRANT	5,580.39	4,008.33	2,619.64	6,969.08
8237	PUBLIC INFRASTRUCTURE	58,664.59	1,175.00	10,679.44	49,160.15
8238	SW NON DIST	12,472.54	25.00	0.00	12,497.54
8239	LEAVE ACCRUAL	26,864.01	0.00	4,719.75	22,144.26
8240	ENVIRONMENTAL SERVICES	3,073.22	30,850.00	10,947.13	22,976.09
8246	CD&D FUND	69,457.50	5,812.80	9,429.50	65,840.80
8247	WORKFORCE DEVELOPMENT	15,211.73	0.00	18,758.95	(3,547.22) *
8248	SEWAGE TREATMENT SYSTEMS	13,345.30	3,809.88	9,336.56	7,818.62
8251	COVID 19 - ENHANCED OPERATIONS	105,472.88	6,923.87	7,222.76	105,173.99
8252	CONTACT TRACING	16,332.23	0.00	16,332.23	0.00
8257	FHV	69,249.37	48,644.11	45,476.82	72,416.66
8259	MSG GRANT	77,797.51	0.00	0.00	77,797.51
8260	HEALTH - CHC	34,528.51	5,079.50	15,738.14	23,869.87
8261	REPRODUCTIVE HEALTH AND WELLNESS (RHW)	10,421.79	33,780.20	45,243.76	(1,041.77) *
8262	MATERNAL & CHILD HEALTH PROGRAM (MCHP)	63,496.66	0.00	0.00	63,496.66
8263	HAITIAN COMMUNITY CONNECTION	5,009.45	0.00	5,009.45	0.00
8264	PRECONCEPTION HEALTH & WELLNESS	13,449.93	1,707.10	8,898.84	6,258.19
8265	PREVENTION & LINKAGE TO CARE	9,416.08	8,583.92	12,831.32	5,168.68
8266	COVID 19 BRIDGE VACCINATION	2,944.08	560.00	303.57	3,200.51
8267	OHIO REFUGEE HEALTH SCREENING PROGRAM	0.00	0.00	0.00	0.00
8299	CCCHD PAYROLL CLEARING FUND	70,138.17	0.00	79,591.93	(9,453.76)
	Total Custodial Fund	3,202,728.39	2,204,260.39	930,680.90	4,476,307.88
	Total All Funds:	3,202,728.39	2,204,260.39	930,680.90	4,476,307.88

\*CCCHD will receive \$31,223.25 from Montgomery County - fund 8209

\*CCCHD will receive \$37,430.41 from ODH - fund 8247

\* CCCHD will be receiving \$52,300.30 from ODH - fund 8261

**Lindsey Hardacre**

fund 8209

**From:** Hoskins, Marsha <mhoskins@phdmc.org>  
**Sent:** Monday, April 1, 2024 2:46 PM  
**To:** Christina Conover; Lindsey Hardacre  
**Cc:** McCabe, Tammy  
**Subject:** FW: Agreement Signature Request  
**Attachments:** 2024-03-06 Addendum Agreement Clarke.pdf

Good afternoon,  
Please see the attached contract for signature. I mistakenly left off a c in the email address below. Sorry for any inconvenience!  
Thank you!  
Marsha



**Marsha Hoskins**  
Executive Assistant I

Public Health - Dayton & Montgomery County  
117 S. Main Street  
Dayton OH 45422  
Phone : 937-225-4532  
Fax : 937-496-3073  
Web : www.phdmc.org

**From:** Hoskins, Marsha  
**Sent:** Friday, March 8, 2024 10:21 AM  
**To:** 'cconover@cchd.com' <cconover@cchd.com>; 'shackathorne@cchd.com' <shackathorne@cchd.com>  
**Cc:** McCabe, Tammy <tmccabe@phdmc.org>  
**Subject:** Agreement Signature Request

Good morning,

Please see attached agreement between Clark County Combined Health District and Public Health – Dayton & Montgomery County.

Please have the contract signed and send me an electronic copy via email.

Thank you,  
Marsha

**Lindsey Hardacre**

*fund 8209*

**From:** Lindsey Hardacre  
**Sent:** Monday, April 8, 2024 11:55 AM  
**To:** Acctspayable  
**Cc:** Young, Andrea; McCabe, Tammy; Howard, Janine  
**Subject:** Invoice - DIS  
**Attachments:** Invoice - January 2024.pdf; Invoice - February 2024.pdf; Invoice - March 2024.pdf

Good afternoon,

Please see the invoices attached for January 2024 – March 2024. The contract extension for CCCHD was delayed 3 months. We have received the addendum and will continue to bill for services through May 2024.

Note, at the time of December’s invoice, I was only able to bill \$1,844.29 out of the \$10,031.51 as that was the remaining balance of the contract. The March invoice reflects March Services (\$7,401.46) and the remaining amount for December (\$8,187.22) since the contract was extended.

Please feel free to reach out with any questions.

Thanks,

*Lindsey Hardacre*  
Fiscal Officer



Clark County Combined Health District  
 529 East Home Road  
 Springfield, OH 45503  
 Office: 937-390-5600 ext. 227  
 Email: [lhardacre@ccchd.com](mailto:lhardacre@ccchd.com)  
 Website: [www.ccchd.com](http://www.ccchd.com)

*January — \$8233.11*  
*February — \$7401.46*  
*March — \$15,588.68*  


---

*\$31,223.25*

Please help us serve you better by taking one minute to complete the survey found by clicking the link or by scanning the QR code below:

[forms.office.com/r/XGLuncmf6V](https://forms.office.com/r/XGLuncmf6V)



# GMIS

fund 8247



Grants Management Information System

Worklist | Project | Reports | View Bulletins | Logout

Welcome, **Lindsey.Hardacre** . You currently have **Subgrantee** Access.

Agency Name: Clark County Combined Health District  
 Program Title: PUBLIC HEALTH WORKFORCE  
 Project Number: 01210012WF0223      Employer Id Number: 316000132  
 Grant Period Begin: 7/1/2023      Grant Period End : 11/30/2027

[Print This Page](#)

### Payment Viewer

Warrant Date	Warrant Amount	Funding Sources (Fund - Reporting - Amount)
10/12/2023	\$5,000.00	3HP0 - DOH01Y21 - \$5,000.00
10/12/2023	\$5,000.00	3GN0 - DOH52Y21 - \$5,000.00
10/20/2023	\$4,440.63	3GN0 - DOH52Y23 - \$4,440.63
1/10/2024	\$23,672.86	3GN0 - DOH52Y23 - \$23,672.86
4/9/2024	\$37,430.41	3GN0 - DOH52Y23 - \$37,430.41
Total	\$75,543.90	

# GMIS

Grants Management Information System

fund 8261



Worklist | Project | Reports | View Bulletins | Logout

Welcome, **Lindsey.Hardacre**. You currently have **Subgrantee** Access.

Agency Name: Clark County Combined Health District  
 Program Title: REPRODUCTIVE HEALTH AND WELLNESS  
 Project Number: 01210011RH0824      Employer Id Number: 316000132  
 Grant Period Begin: 4/1/2023      Grant Period End: 3/31/2024

[Print This Page](#)

Expenditure Report Selection  Show Selection Criteria

[Display All Reports](#)

1 2 3

Max # Rows 5 ▾	Period Number	Period Start	Period End	Due Date	Report Type	Period Status	Budget Title	Revision	Report Status
<a href="#">Select</a>	11	2/1/2024	2/29/2024	3/10/2024	Monthly	Approved	01210011RH0824 (1) Initial Budget 12/12/2022 3:35:19 PM	1	Approved <a href="#">Q</a>
<a href="#">Select</a>	12	3/1/2024	3/31/2024	4/10/2024	Monthly	Submitted	01210011RH0824 (1) Initial Budget 12/12/2022 3:35:19 PM	1	Submitted <a href="#">Q</a>

1 2 3

## Monthly Expenditure Report

- Expenditures
- Personnel
- Other Direct Costs
- Equipment
- Contracts
- Obligations
- Summary
- Comments

Expenditures

Category	YTD Amount	Current Period	ODH Adjustment	Net Amount	Budgeted Amount
a. Personnel	\$0.00	\$0.00	\$0.00	\$0.00	\$0.00
b. Other Direct Costs	\$247,699.70	\$52,300.30	\$0.00	\$300,000.00	\$300,000.00
c. Equipment	\$0.00	\$0.00	\$0.00	\$0.00	\$0.00
d. Contracts	\$0.00	\$0.00	\$0.00	\$0.00	\$0.00
<b>Totals:</b>	<b>\$247,699.70</b>	<b>\$52,300.30</b>	<b>\$0.00</b>	<b>\$300,000.00</b>	<b>\$300,000.00</b>

[Recalculate](#)

### Monthly Totals

Month	Actual Amount
1	\$52,300.30
2	\$0.00
3	\$0.00
<b>Totals:</b>	<b>\$52,300.30</b>

[Recalculate](#)

[Next](#)

[New](#)

[Validate](#)

[Generate System Entry](#)



<b>PROGRAM:</b>	<b>Mar'24</b>	<b>YTD '24</b>	<b>PROGRAM:</b>	<b>Mar'24</b>	<b>YTD '24</b>
<b>C&amp;DD-Active:</b>			<b>DOMESTIC PREPAREDNESS:</b>		
Consultations	3	9	Complaints/Consultations	1	1
Enforcement	0	0	Field Activity <b>Hours</b> (Clinics, Etc.)	0	0
Licenses, Permits, Orders Issued	0	0	Inspections/Re-Inspections	0	0
Inspections &/or Re-Inspections	2	4	Sample/Re-Sample	0	0
<b>C&amp;DD-Closed:</b>			Sample or Specimen Pick-Up/Delivery	0	0
Consultations	0	1	Training-Given	0	0
Enforcement	0	0	Training-Received	0	9
Inspections &/or Re-Inspections	0	0	<b>FOOD-RISK (144):</b>		
<b>CAMPGROUNDS (182):</b>			<b>PLAN REVIEW</b>	23	66
Consultations	0	1	Consultations	24	39
Licenses Issued	0	0	Licenses Issued:		
Inspections-Standard	0	0	Food Establishment	0	217
Licenses Issued-Temporary	0	0	Food Service	0	378
Inspections-Temporary	0	0	Inspections-Food Establishment:		
Notices of Critical Viol.-Standard Insp.	0	1	Standard Inspections	46	112
Re-Inspections	2	5	PR Inspections	0	3
Complaints Pending-Beg. Of Month	0		Notices of Critical Viol.-Stand./PR	0	0
Complaints Rec'd.-Current Month	0	0	Follow-Up Inspections	7	40
Complaints Investigated:			Outbreak Investigations:	0	0
Valid Complaints	0	0	Sample or Specimen Pick-Up/Delivery	0	0
Notices of Violation Sent	0	0	Inspection/Sample	0	0
Summary Compliance Abated	0	0	Inspections-Food Service:		
Non-Valid Abated	0	0	Standard Inspections	80	189
Complaint Re-Inspections	0	0	CCP Inspections	29	101
Complaints Pending-End of Month	0		Notices of Critical Viol.-Stand./CCP	0	1
Outbreak Investigations	0	0	Follow-Up Inspections	15	73
Orders to Appear before CCCHD	0	0	Outbreak Investigations:	0	0
BOH Orders Issued	0	0	Sample or Specimen Pick-Up/Delivery	0	0
Citations to Appear before BOH	0	0	Inspection/Sample	0	0
Plan Review	0	2	Complaints Pending-Beg. Of Month	4	
<b>CLEAN FILL OPERATION:</b>			Complaints Rec'd.-Current Month	10	30
Complaints	0	0	Complaints Investigated:		
Consultations	1	2	Valid Complaints	3	11
Enforcement	0	0	Notices of Violation Sent	0	0
NOITF, Orders Issued	0	0	Summary Compliance Abated	2	4
Inspections &/or Re-Inspections	0	3	Non-Valid Abated	5	15
<b>COMPOSTING FACILITY:</b>			Complaint Re-Inspections	0	12
Consultations	4	11	Complaints Pending-End of Month	3	
Enforcement	0	0	Orders to Appear before CCCHD	0	0
Licenses, Permits, Orders Issued	0	0	BOH Orders Issued	0	0
Inspections &/or Re-Inspections	1	1	Citations to Appear before BOH	0	0
			Citations into Court	0	0
<b>PROGRAM:</b>	<b>Mar'24</b>	<b>YTD '24</b>	<b>PROGRAM:</b>	<b>Mar'24</b>	<b>YTD '24</b>
<b>INSECT/RODENT (cont'd.):</b>			<b>MERCURY (199):</b>		
Summary Compliance Abated	0	0	Consultations	0	0
Non-Valid Abated	0	0	Enforcement/NOV	0	0
Complaint Re-Inspections	0	0	Inspections/Re-Inspections	0	0
Complaints Pending-End of Month			Complaints Rec'd	0	0
Orders to Appear before CCCHD	0	0	<b>MOLD:</b>		
BOH Orders Issued	0	0	Consultations	11	54
Citations to Appear before BOH	0	0	Inspections &/or Re-Inspections	0	0
Citations into Court	0	0	<b>MOTORCYCLE OHIO:</b>		

<b>JAIL:</b>			# of Classes Conducted	0	0
Complaints Rec'd./Investigated/FU/Pend.	0	0	# SUCCESSFULLY COMPLETED: MALE	0	0
Consultations	0	0	FEMALE	0	0
Enforcement	0	0	MINORS	0	0
Inspections	1	2	# DID NOT PASS: MALE	0	0
Inspection/Sample	0	0	FEMALE	0	0
Re-Inspections	0	0	MINORS	0	0
Sample or Specimen Pick-Up/Delivery	0	0	# DROPPED OUT: MALE	0	0
Outbreak Investigations	0	0	FEMALE	0	0
<b>LANDFILLS-CLOSED:</b>			MINORS	0	0
Consultations	0	0	<b>NUISANCES-GENERAL ANIMAL (147):</b>		
Enforcement	0	0	Consultations	0	0
Inspections &/or Re-Inspections	1	3	Complaints Pending-Beg. Of Month	1	
<b>LEAD:</b>			Complaints Rec'd.-Current Month	0	0
Consultations	0	0	Complaints Investigated:		
<b>MAN. HOME PARK (180):</b>			Valid Complaints	0	0
Consultations	0	1	Notices of Violation Sent	0	1
Inspections-Standard	0	0	Summary Compliance Abated	0	0
Notices of Critical Viol.-Standard Insp.	0	0	Non-Valid Abated	0	1
Re-Inspections	0	0	Complaint Re-Inspections	0	6
Complaints Pending-Beg. Of Month	0		Complaints Pending-End of Month	1	
Complaints Rec'd.-Current Month	0	0	Orders to Appear before CCCHD	0	0
Complaints Investigated:			BOH Orders Issued	0	0
Valid Complaints	0	0	Citations to Appear before BOH	0	0
Notices of Violation Sent	0	0	Citations into Court	0	0
Summary Compliance Abated	0	0	<b>NUISANCES-OTHER (149):</b>		
Non-Valid Abated	0	0	Consultations	0	0
Complaint Re-Inspections	0	0	Complaints Pending-Beg. Of Month	0	
Complaints Pending-End of Month	0		Complaints Rec'd.-Current Month	0	0
Orders to Appear before CCCHD	0	0	Complaints Investigated:		
BOH Orders Issued	0	0	Valid Complaints	0	0
Citations to Appear before BOH	0	0	Notices of Violation Sent	0	0
Citations into Court	0	0	Summary Compliance Abated	0	0
			Non-Valid Abated	0	0
<b>PROGRAM:</b>	<b>Mar'24</b>	<b>YTD '24</b>	<b>PROGRAM:</b>	<b>Mar'24</b>	<b>YTD '24</b>
<b>RABIES CONTROL:</b>			Mercury Spills	0	0
Animal Bite Investigation	11	31	Orders to Appear before CCCHD	0	0
Re-Inspections	2	2	BOH Orders Issued	0	0
Consultations	2	13	Citations to Appear before BOH	0	0
Sample or Specimen Pick-Up	0	0	Citations into Court	0	0
Sample or Specimen Delivery	0	0	<b>SCRAP TIRE ADDRESS:</b>		
Citations into Court	0	0	Consultations	4	13
<b>RADON:</b>			Enforcement	0	0
Consultations	7	18	Inspections	8	24
<b>REAL ESTATE:</b>			<b>SEWAGE (143):</b>		
Consultations	0	0	Consultations	2	5
Inspections - Well Only	5	6	Inspections:		
Inspections - Septic Only	0	3	Aerator Inspections	0	37
Inspections - Well & Septic	3	16	Dye Tests/Sampling	0	0
Re-Inspections	5	6	Finals (New/Repair)	4	18
Sampling	22	35	1 Year Operation Inspections	15	27
Resampling	0	2	Site Approvals	7	19
<b>RECYCLING/TRANSFER STATION:</b>			Site Review Inspections	5	15
Inspections	0	0	Subdivision Review Inspections	0	1
<b>ROUTINE WATER:</b>			Truck Inspections/Re-inspections	0	3

Consultations	1	1	Licenses, Permits, Orders Issued:		
Sampling by CCCHD Staff	28	49	Site Review Applications	2	13
Sampling by Owner (Self)	10	28	Subdivision Review Applications	0	3
Inspections	4	4	Installation (New, Replace or Alter Permits)	2	12
Dye Tests	0	0	Operation Permits/Inspection Fees	13	43
<b>SALVAGE YARD:</b>			Site Approval Applications	8	22
Consultations	0	4	Sewage Installer Registrations	1	12
Enforcement	0	0	Service Provider Registrations	0	9
Inspections	0	0	Septage Hauler Registrations/Trucks	10	40
<b>SCHOOL/PLAYGROUND (145):</b>			Variance Applications	0	0
Consultations	2	13	Complaints Pending-Beg. Of Month	30	
Inspections-Standard	18	45	Complaints Rec'd.-Current Month	7	20
Re-Inspections	0	0	Complaints Investigated:		
Complaints Pending-Beg. Of Month	0		Valid Complaints	2	10
Complaints Rec'd.-Current Month	0	0	Notices of Violation Sent	1	2
Complaints Investigated:			Summary Compliance Abated	0	1
Valid Complaints	0	0	Non-Valid Abated	5	9
Notices of Violation Sent	0	0	Complaint Re-Inspections	0	5
Summary Compliance Abated	0	0	Complaints Pending-End of Month	28	
Non-Valid Abated	0	0	Orders to Appear before CCCHD	0	2
Complaint Re-Inspections	0	0	BOH Orders Issued	0	0
Complaints Pending-End of Month	0		Citations to Appear before BOH	0	0
Outbreak Investigations	0	0	Citations into Court	0	0
<b>PROGRAM:</b>	<b>Mar'24</b>	<b>YTD '24</b>	<b>PROGRAM:</b>	<b>Mar'24</b>	<b>YTD '24</b>
<b>SWIMMING POOLS/SPAS (cont'd.):</b>			<b>WEST NILE VIRUS (198):</b>		
Outbreak Investigations	0	0	Consultations	0	0
Orders to Appear before CCCHD	0	0	Complaints Pending-Beg. Of Month	0	
BOH Orders Issued	0	0	Complaints Rec'd.-Current Month	0	0
<b>TOBACCO</b>	0	0	Complaints Investigated:		
Licenses Issued	2	29	Valid Complaints	0	0
<b>TATTOO/BODY PIERCING (171):</b>			Notices of Violation Sent	0	0
Consultations	2	9	Summary Compliance Abated	0	0
Plan Review	1	1	Non-Valid Abated	0	0
Licenses Issued/*Temporary	0	7	Complaint Re-Inspections	0	0
Inspections-Standand/*Temporary	0	1	Complaints Pending-End of Month	0	
Re-Inspections	0	1	<b>REPORTED ANIMAL BITES/ RABIES EXPOSURE:</b>	<b>Mar'24</b>	
Complaints Pending-Beg. Of Month	1		<b>DOG: Bite/Non-Bite/Other Events</b>	<b>OWNED</b>	<b>UNOWNED</b>
Complaints Rec'd.-Current Month	0	1	Total Persons Exposed	5	0
Complaints Investigated:			# People Rec. Post-Exposure	5	5
Valid Complaints	0	1	# Vaccinated at Time of Incident	0	0
Notices of Violation Sent	0	0	# Sent to ODH-Negative	0	0
Summary Compliance Abated	0	0	# Sent to ODH-Positive/*Unsat.	0	0
Non-Valid Abated	0	0	<b>CAT: Bite/Non-Bite/Other Events</b>	0	0
Complaint Re-Inspections	0	0	Total Persons Exposed	1	1
Complaints Pending-End of Month	1		# People Rec. Post-Exposure	0	1
Outbreak Investigations	0	0	# Vaccinated at Time of Incident	0	0
Orders to Appear before CCCHD	0	0	# Sent to ODH-Negative	0	0
BOH Orders Issued	0	0	# Sent to ODH-Positive/*Unsat.	0	0
Citations to Appear before BOH	0	0	<b>RACCOON:</b>		
Citations into Court (*Search Warr.)	0	0	Bite/Non-Bite/Other Events		0
			Total Persons Exposed		0
<b>VECTOR-BORNE (TICKS):</b>			# People Rec. Post-Exposure		0
Consultations	0	3	# Sent to ODH-Negative		0
# Ticks Received	1	1	# Sent to ODH-Positive/*Unsat.		0
# Ticks Ident. by CCCHD	1	1			0

# Ticks Ident. by ODH/Pending	0	1	<b>BAT: Bite/Non-Bite/Other Events</b>		0
<b>WELLS (PWS):</b>			Total Persons Exposed		0
Consultations	1	1	# People Rec. Post-Exposure		0
Licenses/Permits/Orders Issued:			# Sent to ODH-Negative		0
Alterations	3	4	# Sent to ODH-Positive/*Unsat.		0
New	5	19	<b>OTHER:</b>		
Sealing Permits	0	1	Bite/Non-Bite/Other Events		1
Inspections	6	25	Total Persons Exposed		1
PWS Contractor Inspections	0	0	# People Rec. Post-Exposure		0
Re-Inspections	0	0	# Sent to ODH-Negative		0
New Well Sampling	6	25	# Sent to ODH-Positive/*Unsat.		0
Dye Tests	0	0	<b>Cases Pending:</b>	<b>Dogs:</b>	0

<b>PROGRAM:</b>	<b>Mar'24</b>	<b>YTD '24</b>
<b>FOOD-MOBILE:</b>		
Consultations	14	29
Licenses Issued:		
Food Establishment	5	13
Food Service	30	103
Inspections-Standard	75	83
Notices of Critical Viol.-Standard Insp.	0	0
Follow-Up Inspections	8	9
Complaints Rec'd./Investigated/FU/Pend.	0	0
<b>FOOD-TEMPORARY:</b>		
Consultations	2	2
Licenses Issued:		
Food Establishment	1	7
Food Service	1	12
Inspections-Standard	1	16
Notices of Critical Viol.-Standard Insp.	0	0
Follow-Up Inspections	0	0
Complaints Rec'd./Investigated/FU/Pend.	0	0
<b>FOOD-VENDING:</b>		
Consultations	0	0
Licenses Issued	0	36
Inspections-Standard	0	0
Inspections - Misc	0	0
Notices of Critical Viol.-Standard Insp.	0	0
Follow-Up Inspections	0	0
Complaints Rec'd./Investigated/FU/Pend.	0	0
<b>INDOOR AIR QUALITY:</b>		
Consultations	3	15
Inspections &/or Re-Inspections	0	4
<b>INFECTIOUS WASTE:</b>		
Consultations	0	1
Enforcement	0	0
Inspections &/or Re-Inspections	0	0
<b>INSECT/RODENT (146):</b>		
<b>Bed Bugs:</b>		
Consultations	1	12
Inspections &/or Re-Inspections	0	0
Consultations-Insect/Rodent	0	0
Complaints Pending-Beg. Of Month	2	
Complaints Rec'd.-Current Month	0	1
Complaints Investigated:		
Valid Complaints	0	1
Notices of Violation Sent	0	1
<b>PROGRAM:</b>	<b>Mar'24</b>	<b>YTD '24</b>
<b>NUISANCES-OTHER (cont'd.):</b>		
Complaint Re-Inspections	0	0
Complaints Pending-End of Month	0	
Orders to Appear before CCCHD	0	0
BOH Orders Issued	0	0
Citations to Appear before BOH	0	0
Citations into Court	0	0
<b>NUISANCES-WATER/UTILITIES (160):</b>		
Consultations	0	0

Complaints Pending-Beg. Of Month	18	
Complaints Rec'd.-Current Month	2	10
Complaints Investigated:		
Valid Complaints	2	7
Notices of Violation Sent	5	9
Summary Compliance Abated	0	1
Non-Valid Abated	0	2
Complaint Re-Inspections	6	16
Complaints Pending-End of Month	16	
Orders to Appear before CCCHD	0	0
BOH Orders Issued	0	0
Citations to Appear before BOH	0	0
Citations into Court	0	0
<b>PLUMBING (141):</b>		
<b>PLAN REVIEW</b>	8	25
Inspections	44	107
Finals	33	119
Permits	65	231
Registrations	9	244
Backflow Certifications	264	720
Consultations	8	28
Complaints Pending-Beg. Of Month	0	
Complaints Rec'd.-Current Month	0	2
Complaints Investigated:		
Valid Complaints	0	1
Notices of Violation Sent	0	0
Summary Compliance Abated	0	1
Non-Valid Abated	0	0
Complaint Re-Inspections	0	0
Complaints Pending-End of Month	0	
Orders to Appear before CCCHD	0	0
BOH Orders Issued	0	0
Citations to Appear before BOH	0	0
Citations into Court	0	0
<b>PROGRAM:</b>	<b>Mar'24</b>	<b>YTD '24</b>
<b>SMOKING:</b>		
Administrative Review	0	0
Complaints	2	2
Consultations	1	1
Fines	0	0
Investigations	1	3
Letters Sent - Notice of Report	2	2
Letters Sent - Violation Warning	0	1
Letters Sent - Misc	0	3
<b>SOLID WASTE (142):</b>		
Hauler Registrations	1	7
Truck Registrations-w/Registration Fee	0	0
Truck Registrations-Additional Trucks	0	61
Truck Inspections	1	175
Consultations	0	0
Complaints Pending-Beg. Of Month	25	
Complaints Rec'd.-Current Month	16	39
Complaints Investigated:		
Valid Complaints	10	29
Notices of Violation Sent	12	26

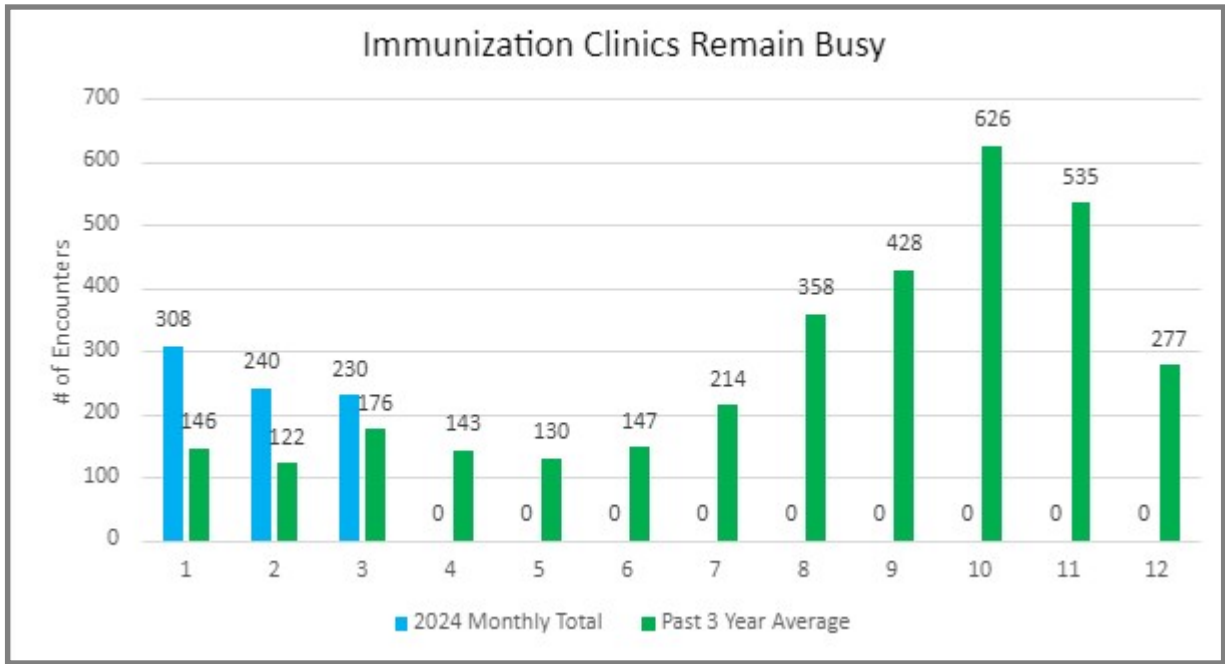
Summary Compliance Abated	0	0	
Non-Valid Abated	6	10	
Complaint Re-Inspections	22	59	
Complaints Pending-End of Month	25		
Orders to Appear before CCCHD	0	0	
BOH Orders Issued	0	0	
Citations to Appear before BOH	0	0	
Citations into Court	0	0	
<b>SWIMMING POOLS/SPAS (181):</b>			
Consultations	1	1	
Licenses Issued	0	0	
Inspections-Standard	20	42	
Notices of Critical Viol.-Standard Insp.	0	2	
Re-Inspections	0	5	
Complaints Pending-Beg. Of Month	0		
Complaints Rec'd.-Current Month	0	0	
Complaints Investigated:			
Valid Complaints	0	0	
Notices of Violation Sent	0	0	
Summary Compliance Abated	0	0	
Non-Valid Abated	0	0	
Complaint Re-Inspections	0	0	
Complaints Pending-End of Month	0		
<b>PROGRAM:</b>	<b>Mar'24</b>	<b>YTD '24</b>	
<b>WEST NILE VIRUS (cont'd.):</b>			
Orders to Appear before CCCHD	0	0	
BOH Orders Issued	0	0	
Flyer/Information Distribution	0	0	
Treatments Applied	0	0	
<b>MEETINGS/TRAINING:</b>			
Meetings	30	98	
Training-Given	7	75	
Training-Received	14	77	
<b>YTD 2023</b>	<b>Mar'23 OWNED</b>	<b>Mar'23 UNOWNED</b>	<b>YTD 2023</b>
47	22	8	30
47	8	30	38
0	30	0	30
0	0	0	0
0	0	0	0
0	0	0	0
7	0	2	2
7	2	1	3
0	1	3	4
0	3	0	3
0	0	0	0
0	0	0	0
	0	0	0
0		0	0
0		0	0
0		0	0
0		0	0
0		0	0

0		0	0
0		1	0
0		1	0
0		0	0
0		0	0
		0	0
2		0	0
2		0	0
0		0	0
0		0	0
0		0	0
<b>Cats:</b>	1		

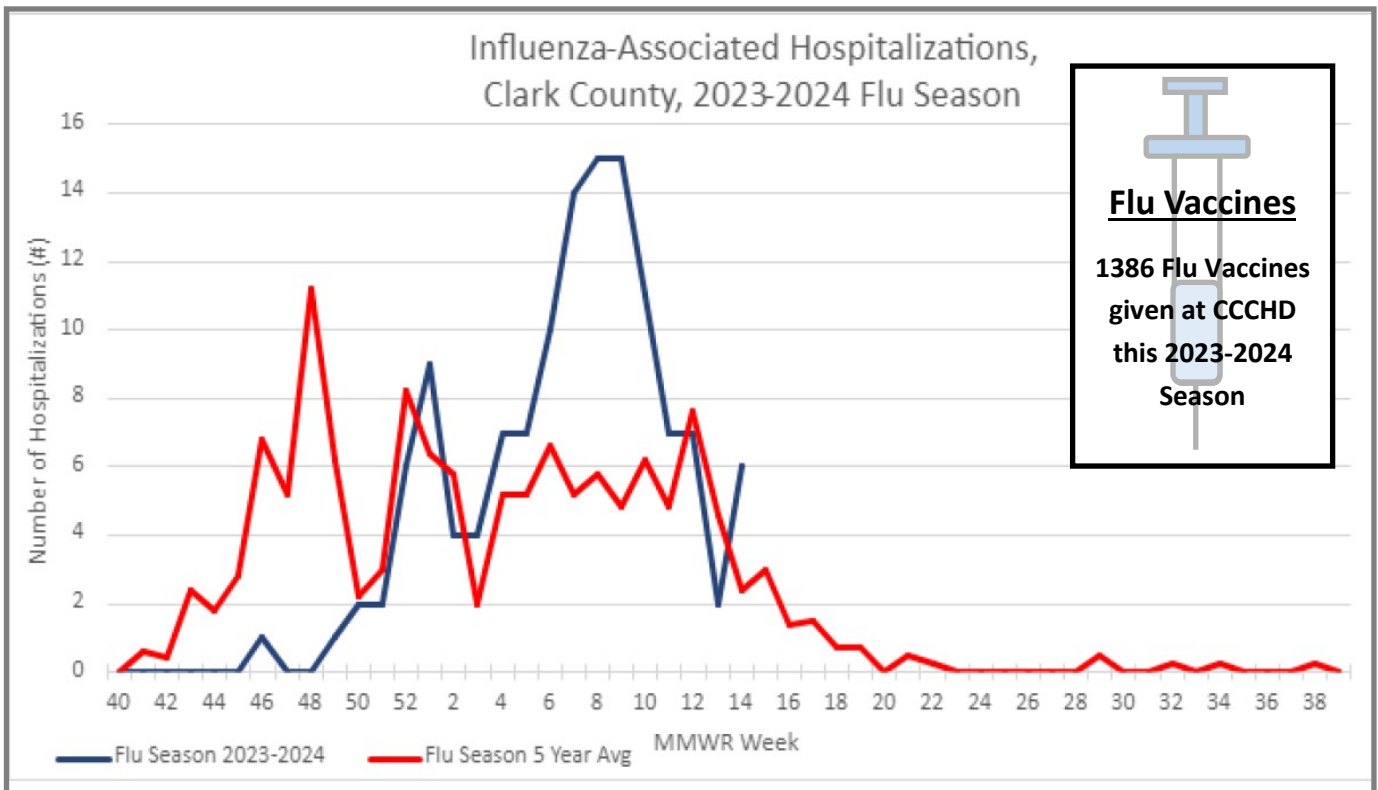


# Nursing and Health Promotion Services March Activities 2024

## Immunization Projects and Get Vaccinated Ohio (GVOH)

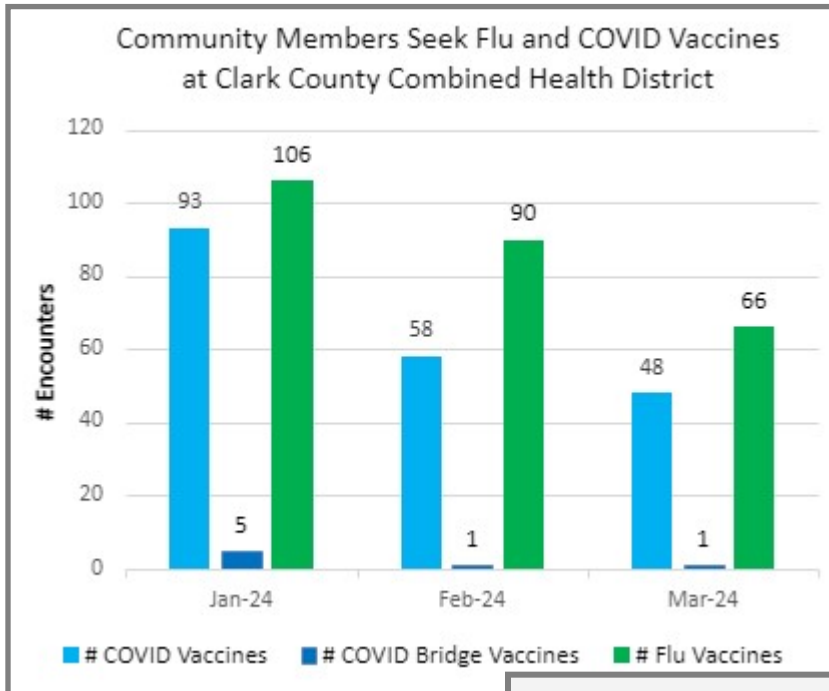


Clinic Location	Jan	Feb	March	April	May	June	July	Aug	Sept	Oct	Nov	Dec	YTD
Home Road	264	199	202	0	0	0	0	0	0	0	0	0	463
New Carlisle	4	6	6	0	0	0	0	0	0	0	0	0	10
Southern Village	40	240	22	0	0	0	0	0	0	0	0	0	75



**Figure 1:** Influenza-associated Hospitalizations in Clark County, OH; 2023-2024 flu season compared to 5-year average. Data queried from Ohio Disease Reporting System (ODRS) Data Extract on 4/11/2024. These are preliminary numbers and may change based on updated ODRS data.

**Nursing and Health Promotion Services March Activities 2024**  
**Immunization Projects and Get Vaccinated Ohio (GVOH)**



**IQIP**  
 IMMUNIZATION QUALITY IMPROVEMENT FOR PROVIDERS

\* IQIP Meeting in March with New Carlisle Community Health Center

**Community Workforce Development:**  
 School Trainings (regarding reporting immunizations, record review, etc.) to staff at the following schools:

- \*Cliff Park High
- \*Risen Christ
- \*Springfield Sports Academy

**Sexual Health and Wellness** (Provider is Mary Shaw, Nurse Practitioner); Disease Intervention Specialist

**Condom Distribution Partner Sites**

- Wayside Tavern
- Wittenberg
- Bens Corner
- Jimmy T's
- WIC and Early Childhood
- Springfield Treatment Center
- Sexual Health and Wellness Clinic
- Oesterlin
- Homefull –Ex.Inn
- One 2 One
- Creations Market

Condom Distribution by Numbers			
	Jan	Feb	March
2024	2400	6500	900
Past 3 year ave	1517	1550	2728

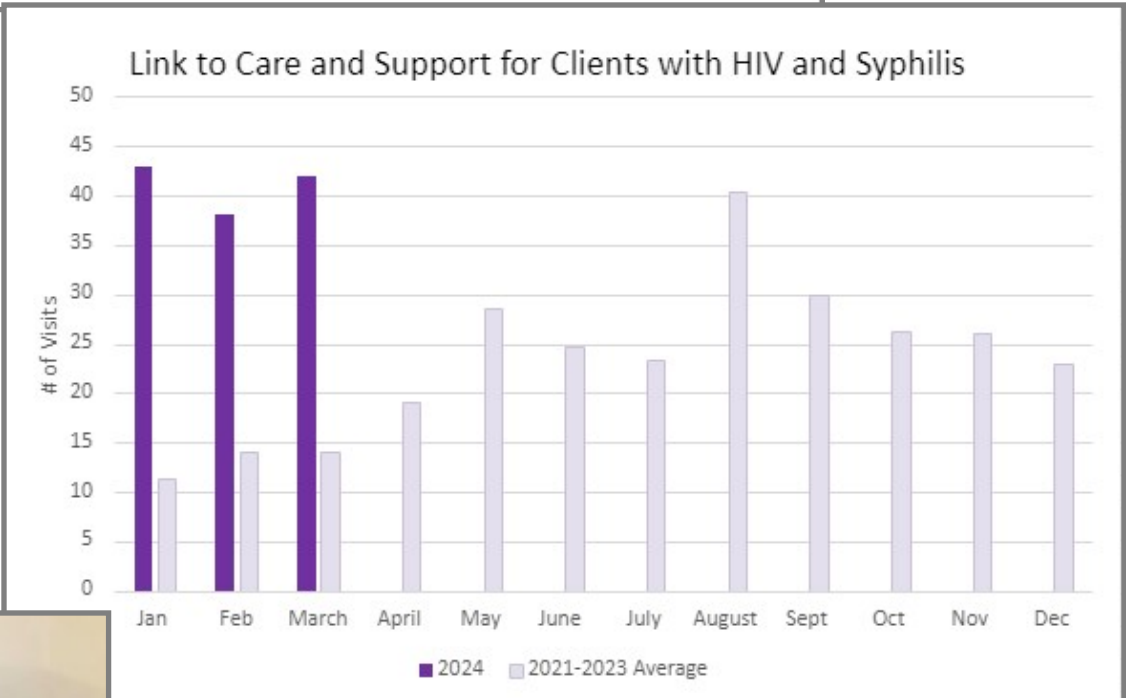
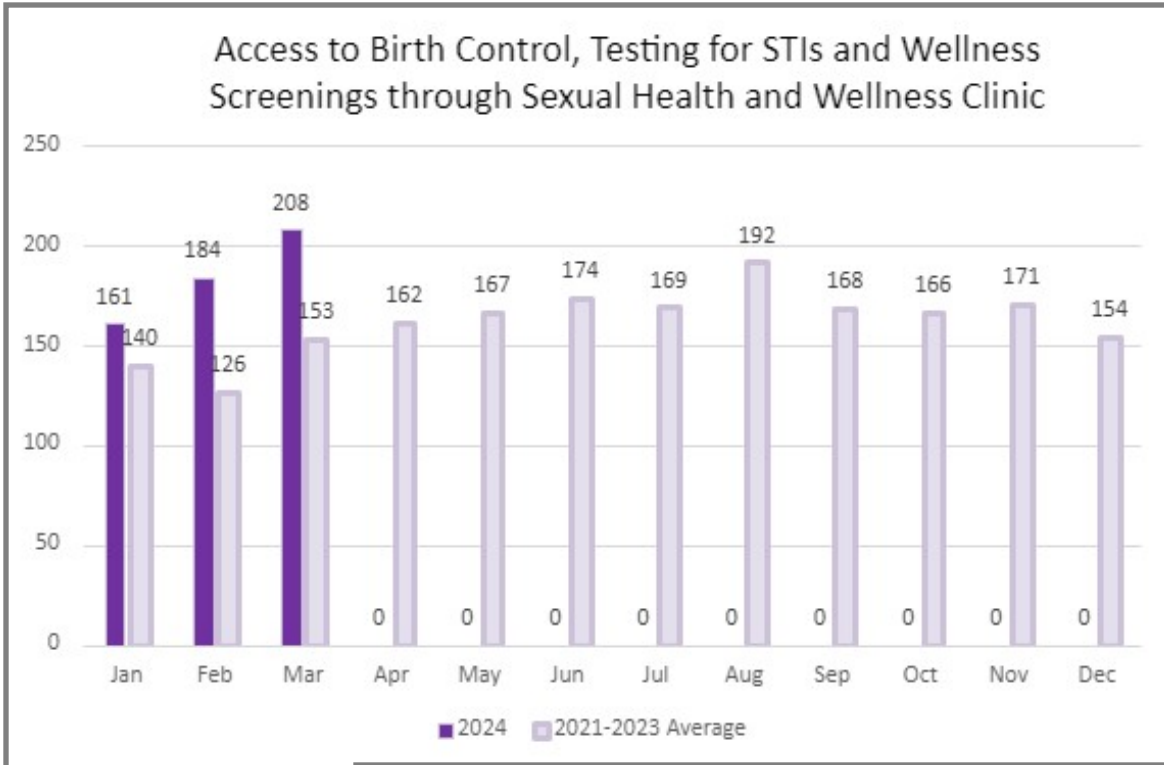
# Nursing and Health Promotion Services March Activities 2024

Sexual Health and Wellness (Provider is Mary Shaw, Nurse Practitioner); Disease Intervention Specialist

# 15

Long Acting Reversible Contraceptives (LARCS) completed in 1st quarter of 2024.

LARCS include Nexplanons and Intra-Uterine Devices (IUDs).



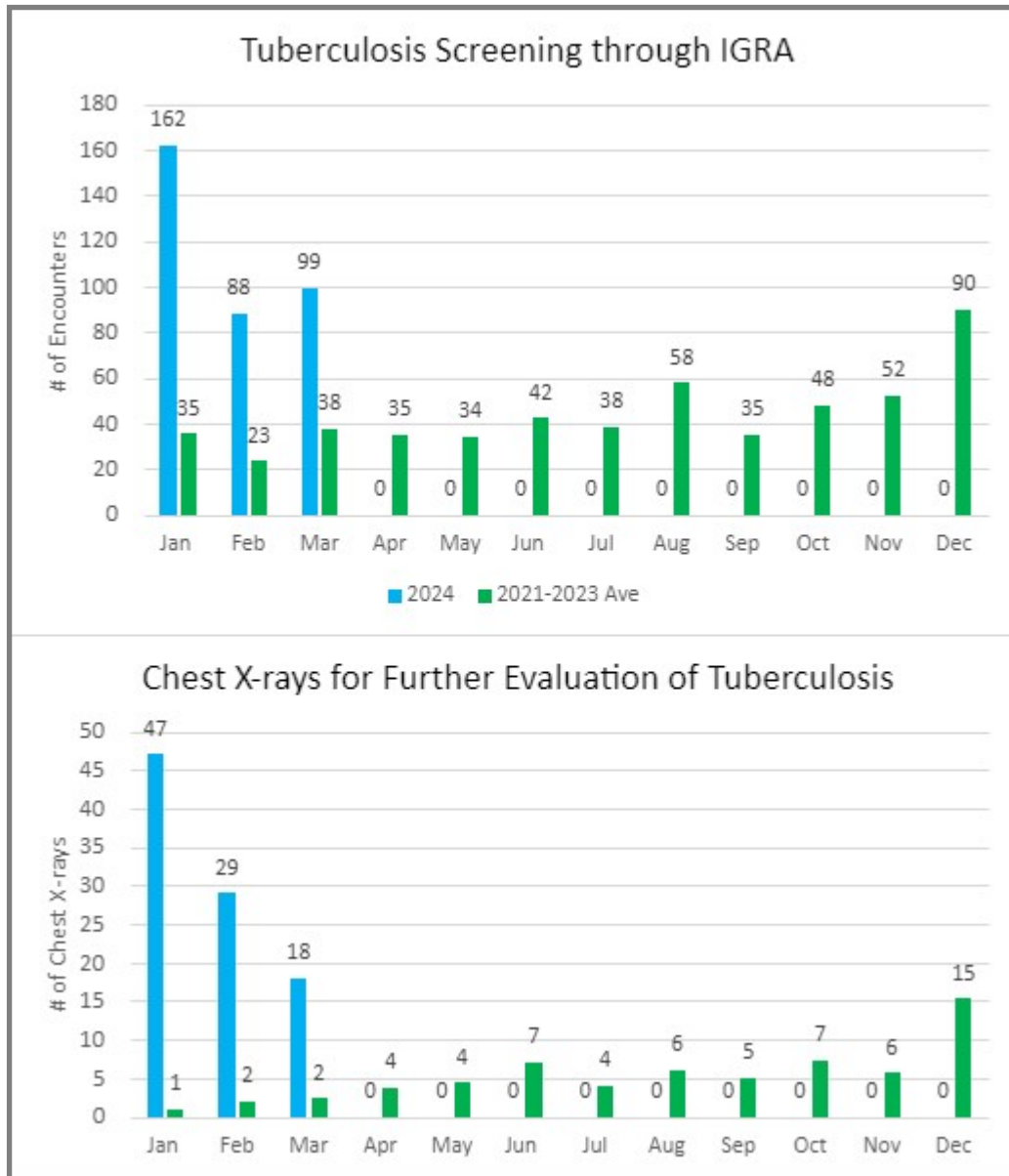
## Outreach for Sexual Health and Wellness Program

Blood Pressure Screenings and Wellness Outreach partnership at Zion Hill Baptist Church during their Spring Break food kit distribution.

This was one of many outreaches completed during the last week of March. Other sites included Creation Market and McKinley Hall.

# Nursing and Health Promotion Services March Activities 2024

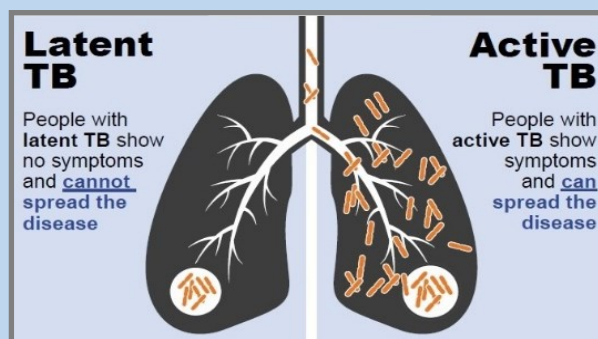
Tuberculosis (TB) Prevention and Control (under the direction of Dr. Bashir)



## Snapshot of Tuberculosis Control

**132** Persons who are currently on treatment or are preparing for treatment for Latent TB

Latent TB is not reportable in Ohio, so this number reflects those people receiving treatment through CCCHD.



**1** Persons currently under treatment for Active TB

**1** Persons currently having Direct Observe Therapy (DOT) for medication adherence.


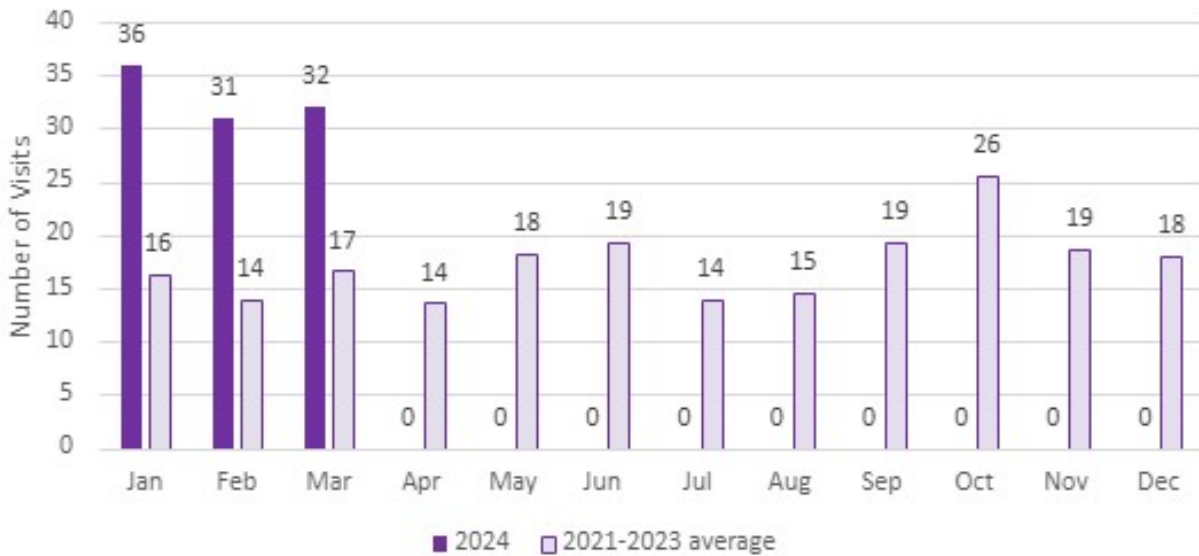
# Nursing and Health Promotion Services March Activities 2024

## Children with Medical Handicaps, Lead Poisoning Prevention

### Case Management for Children with Elevated Lead Levels Requires Building and Trust

	Jan	Feb	Mar
Current Case Load for Case Management	141	145	143
Monthly Encounters/Contacts for Screening or Testing	29	16	31
Monthly Encounters/Contacts for Case Management	179	200	166

### Families with Children with Medical Handicaps (CMH) Benefit from Case Management and Assistance with Medical Costs



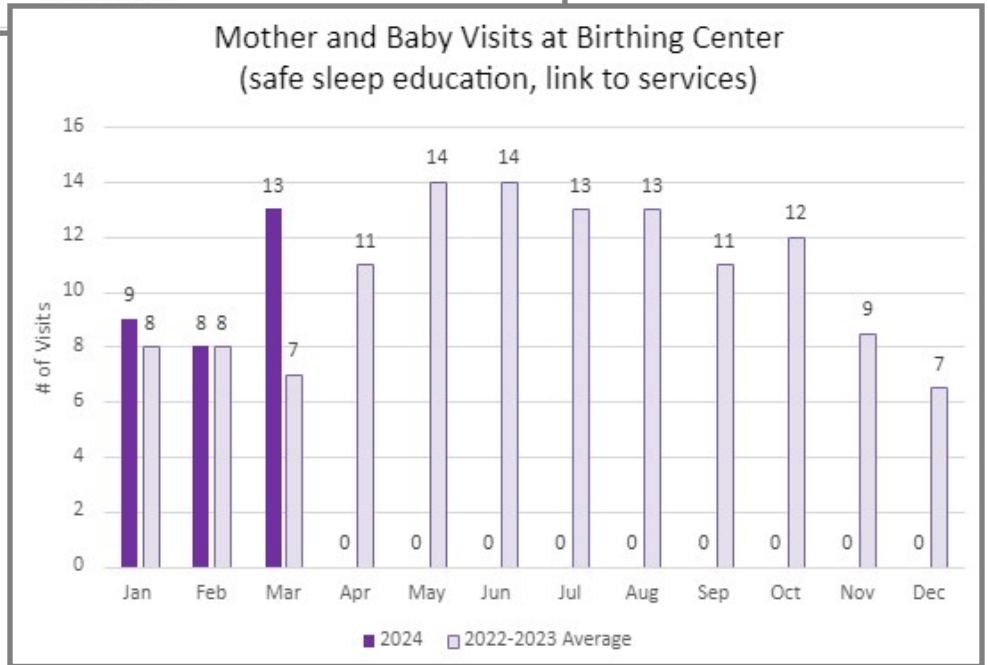
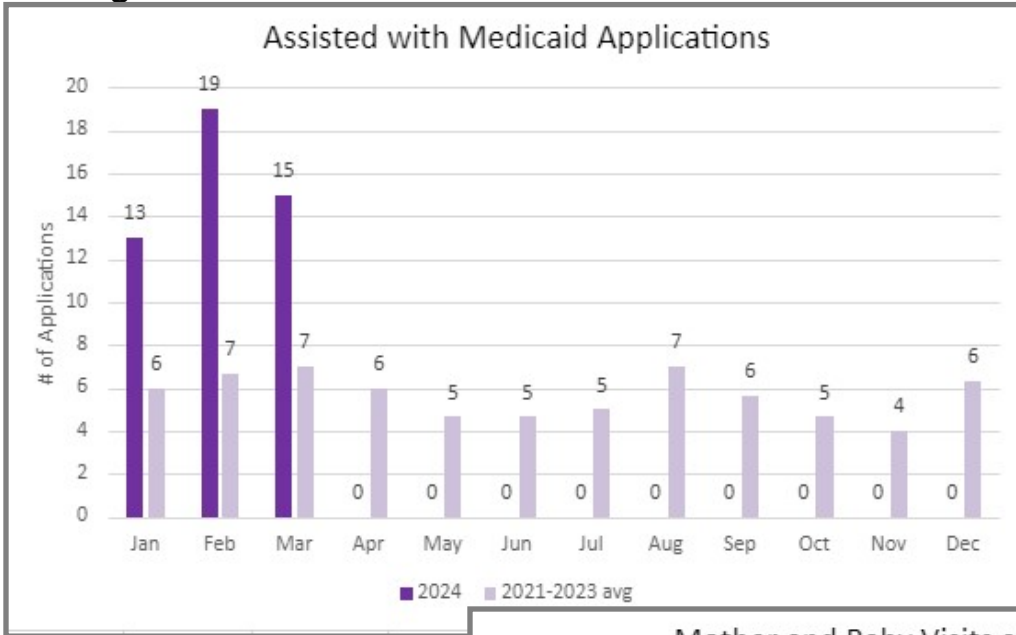
In addition to visits, Annette and Renee, our CMH nurses, had

# 297

March encounters through client calls, referrals and correspondence with other agencies on behalf of the clients.



# Nursing and Health Promotion Services March Activities 2024



## Chronic Disease: Diabetes Prevention and Management

**24**  
in March

Hemoglobin A1C Screenings with education

Offsite Screenings at:

- The Links, Inc
- Greater Grace Temple

**12**  
attendees

Completed the Diabetes Self Management Workshop that ended in March. (6-session workshop)

**13**

Attendees at the Diabetes Support Group in March

“Weight Loss– Mercy Health”

# Nursing and Health Promotion Services March Activities 2024

## Faith Community Health Ministry



CCCHD came to Greater Grace Temple. They worked with their Health Ministry team and together completed A1c screening, diabetes education, and blood pressure screenings.

### Some of the Faith Community Health Ministry activities in March, throughout the 15 participating churches:

- Question Persuade Refer (QPR), a suicide prevention strategy, provided for 30 individuals from 8 churches.
- Five (5) health presentations delivered
- Transportation to primary care providers for 4 people
- 159 Encounters (in home, in facilities or by phone)
- Partnered with My Church for food/clothes/ education (95 youth)
- Assisted with food pantry (160)



Kelton Moore, The Nehemiah Foundation completed two QPR trainings for FCHM in March.



Black Wellness Health Expo presented by The Links, Inc. FCHM had two tables with games, prizes, health information, and prayer. March 16, 2024

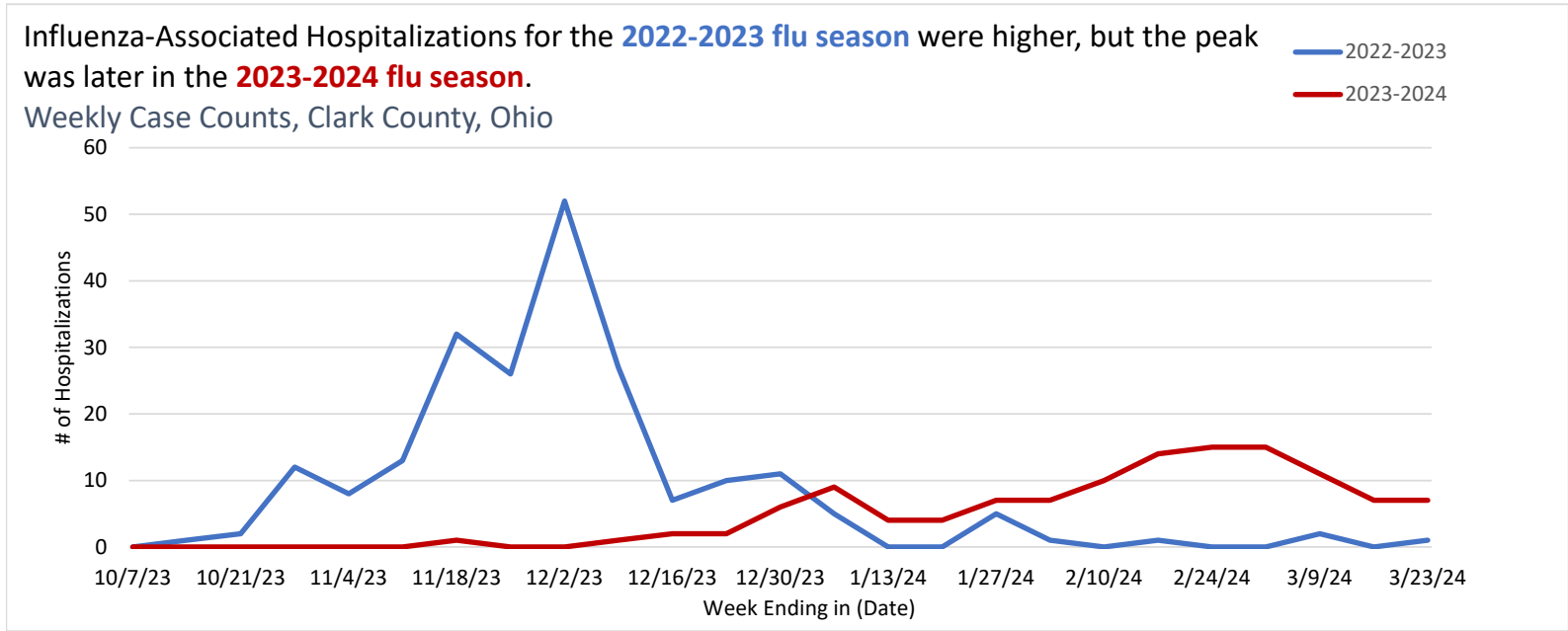
Reportable Condition <small>*Grand total numbers include all Confirmed and Probable Cases.</small>	2024						2023	
	Confirmed				Qtr 1	YTD	Qtr 1	YTD
	Jan	Feb	Mar	Total	Grand Total*		Grand Total*	
<b>Enteric Diseases</b>								
Campylobacteriosis	0	0	0	0	5	5	9	9
E. coli, Shiga Toxin-Producing (O157:H7, Not O157, Unknown Serotype)	0	0	0	0	1	1	0	0
Giardiasis	0	1	0	1	1	1	0	0
Salmonellosis	0	1	2	3	5	5	4	4
Salmonella Typhi	1	0	0	1	1	1	0	0
Yersiniosis	0	0	0	0	1	1	1	1
<b>Hepatitis B &amp; C</b>								
Hepatitis B (including delta) - chronic	0	0	0	0	9	9	5	5
Hepatitis C - acute	1	1	0	2	2	2	0	0
Hepatitis C - chronic	1	4	1	6	35	35	27	27
<b>Sexually Transmitted Infections</b>								
Chlamydia infection	56	53	41	150	150	150	173	173
Gonococcal infection	18	19	14	51	51	51	41	41
HIV <sup>†</sup>	7	6	4	17	17	17	5	5
Syphilis - early	0	0	0	0	2	2	2	2
Syphilis - primary	0	0	0	0	1	1	3	3
Syphilis - unknown duration or late	0	0	0	0	7	7	2	2
Syphilis - All Stages	0	0	0	0	10	10	8	8
<b>Vaccine-Preventable Diseases</b>								
Influenza-associated hospitalization	23	54	23	100	100	100	16	16
Meningitis - aseptic/viral	1	0	0	1	1	1	0	0
Pertussis	2	3	0	5	5	5	0	0
Streptococcal - Group A - invasive	3	2	3	8	8	8	17	17
Streptococcal - Group B - in newborn	0	0	1	1	1	1	0	0
Streptococcus pneumoniae - invasive antibiotic resistance unknown or non-resistant	1	3	3	7	7	7	4	4
<b>Other Reportable Infectious Diseases</b>								
COVID-19	311	200	92	603	762	762	1265	1265
CPO	1	2	3	6	6	6	3	3
Haemophilus influenzae (invasive disease)	1	2	1	4	4	4	0	0
Legionellosis - Legionnaires' Disease	2	0	0	2	2	2	0	0
Tuberculosis <sup>†</sup>	1	0	0	1	1	1	0	0
<b>Total</b>	<b>430</b>	<b>351</b>	<b>188</b>	<b>969</b>	<b>1185</b>	<b>1185</b>	<b>1577</b>	<b>1577</b>

Unless otherwise specified, all cases are totaled by event date.  
<sup>#</sup>HIV data were collected from ODRS and not from ODH HIV Surveillance.  
<sup>†</sup>Cases were totaled based on date reported to ODH.



**Notes for BOH:**

1. The number of influenza associated hospitalizations is higher than the same time last year. There were actually a higher number of total influenza associated hospitalizations last flu season, but the peak was much later this year (see graph below).
2. One new active TB case this quarter that is in isolation.
3. There has been an increase in Pertussis cases. There is not an outbreak in Clark County, but there is a large outbreak in Montgomery County of Pertussis.



**Clark County Combined Health District  
Early Childhood Division  
March 2024**

**Referrals**

Type of Referral	Current	FYTD
<b>Help Me Grow-Home Visiting</b> FY: July 1, 2023 - June 30, 2024	5	32
<b>Federal Home Visiting (MIECHV)</b> FY: October 1, 2023 - September 30, 2024	9	181
Families on the waitlist	53	
<b>Total Referrals</b>	<b>14</b>	<b>213</b>

**Families Served in Home Visiting**

Help Me Grow	Capacity	Pending Referrals	Open Clients	Total Served	%
HMG-HV	70	1	65	66	94%
MIECHV (Federal)	132	8	112	120	91%

Home Visits in March	Current	FYTD
HMG-HV	112	725
MIECHV	188	2565
<b>Total</b>	<b>300</b>	<b>3290</b>

**Ohio Children's Trust Fund**

Activity	#
Safety Items	105

**Moms Quit For Two**

Activity	Referrals	Open Clients
Baby & Me Tobacco Free	0	9

**Safe Sleep Initiative**

Activity	Served
Cribs For Kids	26

**Division Programs:**

**Help Me Grow - Healthy Families:** prenatal up to 3 years after enrollment

**Cribs For Kids:** prenatal (last trimester) up to 1 year

**Moms Quit For Two** grant funds Baby & Me Tobacco Free: mom enrolls prenatally and can be served up to 6 months after birth of baby

**Ohio Children's Trust Fund- Early**  
Childhood Safety Initiative (ESCI)





# Health Planning Team Update

"Health care is vital to all of us some of the time, but  
Public Health is vital to all of us all of the time."

- Former U.S. Surgeon General C. Everett Koop

**April 2024**

## Drug Overdose Prevention

- **One2One**
  - Second Harvest Food Bank (SHFB) Partnership: over the month of March, we provided food to 74 clients.
  - Sheltered Inc. Partnership: over the month of March, we completed 1 housing referral.
  - Department of Job and Family Services Clark County Partnership: over the month of March, we assisted 3 clients in completing applications for Medicaid and SNAP benefits.
  - Harm Reduction Program stats from February 2024 (this data is always 1 month behind):
    - Client Visits: 226
    - Syringes Exchanged: 9,310
    - Narcan Kits Distributed: 114
    - Treatment Referrals: 3
- **Substance Abuse/DOP**
  - The coordination of the new Regional Prevention and Linkage to Care Collaborative grant program has successfully continued this month.
    - The overdose prevention team is currently working with the other counties in our region to complete a regional assessment to identify gaps in services. Results from the assessment will be used to inform strategies and funding in years 2-5 of the grant.
    - The next GROW (Get Recovery Options Working) Blitz of the year is scheduled to take place on April 19<sup>th</sup>. Over the past several months, the overdose prevention team has worked hard to increase the number of committed partners to the GROW initiative and look forward to kicking-off another successful year of street outreach.
    - The overdose prevention team has been invited to attend a community event on May 9<sup>th</sup> at Snyder Park in collaboration with CleanSlate and Brightview.
      - The goal of the event is to provide education and awareness of available services in Clark County.

## Adolescent Health

- The program has continued to develop relationships with youth serving organizations and other community stakeholders to serve on the grant's advisory committee.
- Program staff will attend trauma informed care training in July.
- Registration for LifeSports Camp is scheduled to begin in mid-April.

- LifeSports is a free, 4-week sports camp that is open to any Clark County youth that are currently in 5<sup>th</sup>-8<sup>th</sup> grade. Camp will be held during the month of July. CCCHD partners with Springfield Promise Neighborhood and the Mental Health and Recovery Board of Clark, Green, and Madison Counties to put on the camp.
- Program staff continues to participate in the Youth Empowerment Taskforce. The taskforce is a subcommittee of Partners in Prevention and focuses on coordination and collaboration of local youth serving organizations.
- Continuation grant application is due May 6<sup>th</sup>. Total possible funding is \$130,000.

## Safe Communities

- Over the past month program staff have participated in several community events to increase community awareness on the dangers of distracted driving and seat belt usage for both teens and adults.
- Program coordinator attended the annual Life Savers Conference.
- This year's seatbelt challenge with local high schools is planned for April 10-19<sup>th</sup>. The winning school will receive \$250 for safe driving initiatives. The award for the challenge is sponsored by AAA.
- Other upcoming activities with schools included:
  - Springfield High School Prom Pledge with Ohio State Patrol
  - Arrive Alive presentation at Tecumseh High School on April 26<sup>th</sup>.
    - Arrive Alive is a driving simulator/presentation that illustrates the effects of impaired and distracted driving.
- New grant application is due May 30<sup>th</sup>. Eligible for up to \$55,000.

## Motorcycle Ohio

- The class schedule and recruitment of instructors for this year's classes have been finalized. Promotion of available classes has started, and registration is open.
- Classes begin on April 24<sup>th</sup>.

## Tobacco

- Continued to foster new partnerships throughout the community.
- Currently working with Catholic Central Schools on an Environmental Youth Project to capture vaping waste.
- In collaboration with the Clark County Health Equity Committee, the tobacco program hosted a Minority Community Connections workshop to educate and



promote encouragement for tobacco users to choose to quit nicotine dependence on March 27<sup>th</sup>. Over 20 community members attended. Partner presentations included Springfield Promise Neighborhood, Mercy REACH, and Partners in Prevention's Youth Council.

- The tobacco program has developed a free Tobacco Cessation Care Package. The package includes nicotine gum, patches, and information on local cessation resources such as Mercy Reach and the Ohio Tobacco Quitline.



## Creating Healthy Communities

- CHC continues to be an active member of several local coalitions and taskforces, such as the Clark County Local Foods Council and the Chronic Disease Taskforce.
- CHC is in the process of working with Second Harvest Food Bank to establish a mini grant program for SHFB affiliated food pantries. Mini grant funds will be utilized to support infrastructure and policy updates of local pantries.
- CHC is working with CCCHD leadership to develop a workplace wellness policy for CCCHD employees. As part of the initiative an employee garden will be created on the side of the building.
- Applications for the new grant cycle are due on May 6<sup>th</sup>. Total possible funding is \$100,000.



## Lead

- Continued partnership with Clark County Community and Economic Development on lead abatement work in the county.
- Program staff participated in the Link's Health Fair where information on services from the health department, including the lead safe home grant, was given to members of the St John Missionary Baptist Church
- Program staff have begun working on a media campaign that will run for six months. It will feature both digital and print ads in the Springfield News and Sun.
- CCCHD will offer a free lead abatement contractor/worker class May 13-17<sup>th</sup> and a Free Renovation, Repair, and Painting Class on May 18<sup>th</sup>.

Clark County  
Combined  
Health District

### FREE LEAD ABATEMENT AND RENOVATION, REPAIR AND PAINTING (RRP) CLASSES

FREE 5 day lead abatement class and 8 hour RRP Class. Signup to receive a lead abatement contractor/worker license and/or become RRP certified. Missed wages will be reimbursed upon completion of the exam.



ABATEMENT: MAY 13-17TH  
RRP: MAY 18TH  
8AM - 5PM

FOR MORE INFORMATION, GO TO  
[WWW.CCCHD.COM/LEAD](http://WWW.CCCHD.COM/LEAD) OR CALL (937)  
390-5600 EXT. 218

**3 YEAR COMPARATIVE  
BIRTH DATA**

Birth Certificates Issued In MAR - 601

**4F**

<i>Total Births</i>	Jan	Feb	Mar	Apr	May	June	July	Aug	Sept	Oct	Nov	Dec	Y-T-D Total	Previous 12 Month Avg
2024	114	95	102										311	<b>105</b>
2023	92	100	116	91	105	125	98	103	106	110	102	107	1,255	<b>96</b>
2022	79	90	88	88	79	105	102	106	88	76	83	112	1,096	<b>88</b>
<b><i>No. of LBW Newborns</i></b>														
2024	7	5	5											<b>9</b>
2023	7	10	12	8	7	15	4	7	6	14	10	14	114	<b>7</b>
2022	6	7	8	5	7	7	9	7	7	2	4	7	76	<b>6</b>
2024	6.14%	5.26%	4.90%										0.00%	<b>8.11%</b>
2023	7.61%	10.00%	10.34%	8.79%	6.67%	12.00%	4.08%	6.80%	5.66%	12.73%	9.80%	13.08%	9.08%	<b>7.32%</b>
2022	7.59%	7.78%	9.09%	5.68%	8.86%	6.67%	8.82%	6.60%	7.95%	2.63%	4.82%	6.25%	6.93%	<b>6.93%</b>
<b><i>Mothers' Ages</i></b>														
<b><i>Age 0-14</i></b>														
2024	0	0	0										0	<b>0.1</b>
2023	1	0	0	0	0	0	1	0	0	0	0	0	2	<b>0.1</b>
2022	1	0	0	0	0	0	0	0	0	0	0	0	1	<b>0.3</b>
<b><i>Age 15-19</i></b>														
2024	12	6	12										30	<b>8</b>
2023	9	7	10	7	10	10	7	7	3	7	8	9	94	<b>8</b>
2022	8	13	13	4	8	7	7	15	9	6	6	6	102	<b>8</b>
<b><i>Age 20-24</i></b>														
2024	32	21	25										78	<b>26</b>
2023	29	31	38	26	24	33	13	26	23	31	30	26	330	<b>28</b>
2022	30	19	27	21	25	31	29	23	27	28	21	36	317	<b>27</b>
<b><i>Age 25+</i></b>														
2024	70	68	65										203	<b>67</b>
2023	53	62	68	58	71	82	77	70	80	72	64	27	784	<b>59</b>
2022	40	58	48	63	46	67	66	68	52	42	56	70	676	<b>52</b>


Mar

VITAL STATISTICS													
2024 DEATH REPORT													
Death Certificates Issued in MARCH-608													
<i>Cause of Death - 2024</i>	Jan	Feb	Mar	Apr	May	June	July	Aug	Sept	Oct	Nov	Dec	Y-T-D Total
Heart Disease	56	45	37										138
Cancer	25	22	28										75
Chronic Lower Respiratory Disease	11	10	5										26
Accidents	3	4	0										7
Cerebrovascular Disease	9	9	19										37
Alzheimer's Disease	9	12	7										28
Drug Intoxication	2	3	1										6
Diabetes	1	0	2										3
Influenza/Pneumonia	7	3	7										17
Kidney Related Disease	3	3	4										10
Septicemia	7	2	4										13
Suicide	1	0	1										2
Liver Disease/Cirrhosis	1	3	4										8
Hypertension	1	3	0										4
Parkinson's Disease	3	2	1										6
Other	23	17	15										55
Pending	0	3	7										10
<b>Totals</b>	<b>162</b>	<b>141</b>	<b>142</b>	<b>0</b>	<b>0</b>	<b>0</b>	<b>0</b>	<b>0</b>	<b>0</b>	<b>0</b>	<b>0</b>	<b>0</b>	<b>445</b>
<i>Cause of Death - 2023</i>	Jan	Feb	Mar	Apr	May	June	July	Aug	Sept	Oct	Nov	Dec	Y-T-D Total
Heart Disease	48	44	45	39	35	44	32	38	50	37	38	48	498
Cancer	18	12	18	14	21	26	20	32	15	22	21	20	239
Chronic Lower Respiratory Disease	7	3	4	11	8	6	5	1	6	3	7	9	70
Accidents	5	7	3	5	1	0	2	2	0	3	1	2	31
Cerebrovascular Disease	12	6	10	9	7	12	5	11	4	12	5	8	101
Alzheimer's Disease	12	3	11	6	7	5	4	5	8	9	12	8	90
Drug Intoxication	8	1	4	9	6	5	3	1	3	6	4	5	55
Diabetes	1	1	0	1	0	2	0	1	1	0	0	1	8
Influenza/Pneumonia	6	4	9	8	6	1	4	2	8	6	4	1	59
Kidney Related Disease	2	2	3	3	5	1	4	3	3	2	1	3	32
Septicemia	6	6	6	5	6	6	10	4	2	1	16	4	72
Suicide	2	1	4	1	0	2	0	4	1	2	1	0	18
Liver Disease/Cirrhosis	2	1	1	0	3	1	2	5	3	3	0	5	26
Hypertension	1	1	0	0	1	4	1	0	1	0	0	0	9
Parkinson's Disease	6	1	4	2	0	0	0	0	1	0	4	0	18
Other	33	22	27	12	19	21	9	19	23	22	13	22	242
Pending	0	0	0	0	0	0	0	0	0	0	0	2	2
<b>Totals</b>	<b>169</b>	<b>115</b>	<b>149</b>	<b>125</b>	<b>125</b>	<b>136</b>	<b>101</b>	<b>128</b>	<b>129</b>	<b>128</b>	<b>127</b>	<b>138</b>	<b>1,570</b>

**"Other" Causes of Death - March 2024**

Bowel Perforation	3
COVID	1
Failure to Thrive	1
GI Bleed	2
HIV	1
Huntington Chorea	1
Fetal	1
Multi Organ Failure	1
Respiratory Failure	4
<b>TOTAL</b>	<b>15</b>





---

# CLARK COUNTY YOUTH RISK BEHAVIOR SURVEY

---

2023 County-Wide High School Results



APRIL 5, 2024

CLARK COUNTY COMBINED HEALTH DISTRICT  
529 East Home Road, Springfield, Ohio 45503

# Clark County Youth Risk Behavior Survey (YRBS) 2023

## County-wide High School Results

### Version 1

### Introduction

The Youth Risk Behavior Survey (YRBS) is a survey that monitors health risk behaviors that contribute to the leading causes of death and disability among 9<sup>th</sup>-12<sup>th</sup> grade students. Topics include behaviors that contribute to unintentional injuries and violence, sexual behaviors, alcohol and drug use, tobacco use, dietary behaviors, physical activity, and the prevalence of obesity and asthma.

This report describes county-wide results of the High School YRBS that was administered in September 2023 by the Clark County Combined Health District in collaboration with each individual school district and school.

### Methods

A census was conducted on youth risk behavior with 3,824 students across 13 high schools in Clark County:

Participating Schools	
Catholic Central Sr. High School	Northwestern High School
Springfield-Clark Career Technology Center	School of Innovation
Global Impact Stem Academy (9-12)	Shawnee High School
Greenon High School	Southeastern Sr. High School
Kenton Ridge High School	Springfield High School
Nightingale Montessori (9-12)	Tecumseh High School
Northeastern High School	

The survey was split into categories, including driving habits, violence and weapon carrying, sexual violence, bullying, depression and suicide, tobacco, alcohol, marijuana, drugs, sexual behavior, body weight, dietary behavior, physical activity, and miscellaneous topics.

The data collection method in this survey was a census of all the schools listed in the Participating Schools list. Use caution when comparing results of this report to results of 2019 and earlier survey results because of differences in survey and analysis methodology.

All incomplete or invalid responses were removed. The body mass index (BMI) for each student was calculated and values that were biologically implausible, as recommended by the CDC, were removed. Survey answers that were logically inconsistent with one another were also removed.

Demographic variables, including age, sex, race, ethnicity, grade, sexual orientation and gender identity, were reported. The percent (%) and 95% confidence interval were also reported for each question. Additionally, each response was analyzed by sex and race.

The overall response rate for the county-wide high schools was 64.27%. The cutoff for a representative response rate was 60%, therefore this is considered a representative portion of the population.

## Key Findings:

### Body Mass Index (BMI)

- 40.1% of students were overweight or obese.

### Behavioral Data

#### Driving Habits:

- 14.0% of students rode in a car driven by someone who had been drinking alcohol in the past 30 days.

#### Violence and Weapon Carrying:

- 19.0% of students were involved in a physical fight during the past 12 months.
  - 63.6% of those students were male.
- 25.0% of students would be able to get a loaded gun without a parent or other adult's permission and be ready to fire within 10 minutes.
  - 66.7% of those students were male.

#### Bullying:

- 21.0% of students were bullied on school property during the past 12 months.
- 25.0% of students have felt treated unfairly in school because of their race or ethnicity.

#### Depression, Suicide and Mental Health:

- 18.0% of students have seriously considered attempting suicide in the past 12 months.
  - 62.2% of those students were female.
- 27.0% of students reported that their mental health was not good at least most of the time during the past 30 days.
- 36.0% of students felt sad or hopeless for two weeks in a row or more during the past 12 months.
- 42.0% of students have rarely or never had a caring adult to go to about their feelings.

#### Tobacco:

- 16.0% of students have tried smoking a cigarette.
- 28.0% of students have tried an electronic vapor product.
- 13.0% of students have smoked an electronic vapor product in the past 30 days.

#### Alcohol:

- 39.0% of students have had at least one drink of alcohol 1 day or more in their life.
- 15.0% of students have had a drink of alcohol before the age of 13.

#### Marijuana:

- 24.0% of students have used marijuana at least once in their life.
- 13.0% of students have used marijuana in the past 30 days.

#### Drugs:

- 10.0% of students have taken non-prescribed pain medication or misused in at least once in their life.

#### Sexual Behavior:

- 28.0% of students have had sexual intercourse.
- 16.0% of students used a condom when they last had sex.

Body Weight:

- 35.0% of students self-describe as slightly or very overweight.

Physical Activity:

- 15.0% of students have had a concussion at least once in the past 12 months from playing a sport or being physically active.

Other Topics:

- 78.0% of students use social media several times a day or more often.
- 9.2% of students have at least sometimes gone hungry in the past 30 days because there was not enough food in their home.
- 28.0% of students have lived with a parent or guardian who was having a problem with alcohol or drug use.
- 12.0% of students rarely or never felt safe and secure in their neighborhood.
- 16.0% of students have gambled in the past 12 months.
  - 74.3% of those students were male.

Results

Population Demographics

Categories	Overall %	% of Overall Who Are:	
		Female	Male
<b>Age of Students</b>			
12 years or younger	0.1%	60.0%	40.0%
13 years	0.3%	54.5%	45.5%
14 years	20.1%	51.1%	48.9%
15 years	25.7%	49.1%	50.9%
16 years	28.3%	47.7%	52.3%
17 years	20.2%	45.4%	54.6%
18 years or older	4.9%	41.0%	59.0%
NA or did not answer	0.4%	100.0%	0.0%
<b>Grade</b>			
9th grade	28.3%	49.8%	50.2%
10th grade	24.7%	47.8%	52.2%
11th grade	27.5%	46.8%	53.2%
12th grade	18.8%	47.6%	52.4%
Ungraded or other	0.4%	38.5%	61.5%
NA or did not answer	0.4%	50.0%	50.0%
<b>Hispanic or Latino</b>			
Yes	10.9%	47.9%	52.1%
No	87.5%	53.2%	46.8%
NA or did not answer	1.6%	53.2%	46.8%
<b>Race</b>			
Multi-race	10.7%	46.1%	53.9%
American Indian or Alaska Native	1.6%	39.0%	61.0%
Asian	0.7%	44.0%	56.0%
Black or African American	10.7%	51.5%	48.5%
Native Hawaiian or Other Pacific Islander	0.5%	33.3%	66.7%
White	71.8%	47.9%	52.1%

Categories	Overall %	% of Overall Who Are:	
		Female	Male
NA or did not answer	4.0%	51.1%	48.9%
<b>Sex</b>			
Female	47.4%	-	-
Male	51.4%	-	-
NA or did not answer	1.2%	-	-
<b>Sexual Orientation</b>			
Heterosexual	71.1%	40.9%	59.1%
Gay or Lesbian	4.3%	61.5%	38.5%
Bisexual	11.7%	79.0%	21.0%
Not Sure (Questioning)	3.2%	66.7%	33.3%
I describe my sexual identity in some other way	3.7%	68.3%	31.7%
I do not know what this question is asking	4.0%	39.9%	60.1%
NA or did not answer	2.2%	42.0%	58.0%
<b>Gender Identity</b>			
Transgender	3.6%	63.2%	36.8%
Not Transgender	89.2%	47.7%	52.3%
Unsure if Transgender	2.3%	58.8%	41.2%
Do not know what the question is asking	3.0%	39.4%	60.6%
NA or did not answer	1.9%	31.7%	68.3%

**Body Mass Index (BMI)**

Weight categories are defined by BMI percentiles. Please see Appendix I for definitions of weight categories by age group and gender.

**Males:**

Weight Categories	Age						
	12 years and younger	13 years	14 years	15 years	16 years	17 years	18 years and older
	%	%	%	%	%	%	%
<b>Underweight</b>	0.0%	0.0%	2.0%	1.7%	4.4%	5.6%	14.3%
<b>Normal</b>	50.0%	60.0%	55.5%	54.9%	54.1%	50.2%	44.0%
<b>Overweight</b>	0.0%	20.0%	15.8%	20.4%	17.8%	19.3%	15.5%
<b>Obese</b>	50.0%	20.0%	26.7%	23.0%	23.7%	24.9%	26.2%

**Females:**

Weight Categories	Age						
	12 years and younger	13 years	14 years	15 years	16 years	17 years	18 years and older
	%	%	%	%	%	%	%
<b>Underweight</b>	0.0%	0.0%	0.4%	3.1%	1.6%	2.9%	1.7%
<b>Normal</b>	0.0%	100%	64.0%	58.7%	61.2%	57.9%	70.7%
<b>Overweight</b>	0.0%	0.0%	17.2%	20.9%	16.0%	17.9%	10.3%
<b>Obese</b>	0.0%	0.0%	18.4%	17.3%	21.2%	21.2%	17.2%

**Overall:**

Weight Categories	Overall %	% of Overall Who Are:	
		Female	Male
<b>Underweight</b>	3.1%	31.0%	69.0%
<b>Normal</b>	56.8%	51.7%	48.3%
<b>Overweight</b>	17.9%	47.5%	52.5%
<b>Obese</b>	22.2%	42.6%	57.4%

Weight Categories	Overall %	% of Overall Who Are:	
		Female	Male
<b>Overweight &amp; Obese</b>	40.1%	44.8%	55.2%

Behavior Data

Questions	Overall % (95% confidence interval)	% of Overall Who Are:	
		Female (47.4%)	Male (51.4%)
<b>Driving Habits</b>			
Rarely or never wore a seat belt when riding a car driven by someone else	<b>7.7%</b> (6.9% - 8.6%)	37.0%	63.0%
Rode in a car driven by someone who had been drinking alcohol, at least once in the past 30 days	<b>14.0%</b> (13.3% - 15.5%)	48.4%	51.6%
Texted or emailed while driving at least 1 day in the past 30 days	<b>2.5%</b> (2.0% - 3.0%)	45.0%	55.0%
Drove a car after they had been drinking alcohol at least 1 time in the past 30 days	<b>12%</b> (11.1% - 13.2%)	25.6%	74.4%
<b>Violence and Weapon Carrying</b>			
Carried a weapon (gun, knife, club) at least 1 day in the past 30 days on school property	<b>2.8%</b> (2.3% - 3.4%)	29.4%	70.6%
Ever seen someone get physically attacked, beaten, stabbed or in their neighborhood	<b>26.0%</b> (24.2% - 27.0%)	43.6%	56.4%
Threatened or injured with a weapon on school property at least once in the past 12 months	<b>6.9%</b> (6.1% - 7.8%)	42.4%	57.6%
Carried a gun at least 1 day in the past 12 months	<b>4.0%</b> (3.4% - 4.7%)	22.4%	77.6%
Did not go to school because they felt unsafe at least 1 day in the past 30 days	<b>7.1%</b> (6.3% - 8.0%)	55.3%	44.7%
Involved in a physical fight at least once in the past 12 months	<b>19.0%</b> (17.9% - 20.4%)	36.4%	63.6%
Involved in a physical fight on school property at least once in the past 12 months	<b>6.6%</b> (5.9% - 7.5%)	32.0%	68.0%
Throughout life has at least sometimes been hit, beaten, kicked or physically hurt by an adult in the home	<b>11%</b> (9.7% - 11.7%)	58.6%	41.4%
Are able to get a loaded gun without a parent or adult's permission and be ready to fire within 10 minutes	<b>25.0%</b> (23.7% - 26.6%)	33.3%	66.7%
<b>Sexual Violence</b>			
Forced by anyone into doing sexual things at least once in the past 12 months	<b>9.4%</b> (8.5% - 10.4%)	71.1%	28.9%
Forced into having sexual intercourse	<b>9.6%</b> (8.7% - 10.6%)	70.9%	29.1%
Forced into doing sexual things by someone they were dating at least once in the past 12 months	<b>7.2%</b> (6.4% - 8.0%)	70.6%	29.4%
Physically hurt by someone they were dating at least once in the past 12 months	<b>5.7%</b> (5.0% - 6.5%)	56.6%	43.4%
<b>Bullying</b>			
Bullied on school property in the past 12 months	<b>21.0%</b> (20.1% - 22.8%)	58.6%	41.4%



Questions	Overall % (95% confidence interval)	% of Overall Who Are:	
		Female (47.4%)	Male (51.4%)
Electronically bullied in the past 12 months	<b>17.0%</b> (15.4% - 17.8%)	63.0%	37.0%
Have ever felt treated unfairly in school because of race or ethnicity	<b>25.0%</b> (24.0% - 26.9%)	49.2%	50.8%
<b>Depression, Suicide and Mental Health</b>			
Seriously considered attempting suicide in the past 12 months	<b>18.0%</b> (16.3% - 18.8%)	62.2%	37.8%
Made a plan to attempt suicide in the past 12 months	<b>13.0%</b> (12.1% - 14.3%)	62.7%	37.3%
Attempted suicide at least once in the past 12 months	<b>7.0%</b> (6.3% - 7.9%)	63.6%	36.4%
Had to be treated after a suicide attempt in the past 12 months	<b>2.3%</b> (1.8% - 2.9%)	65.3%	34.7%
Mental health was often not good at least most of the time during the past 30 days	<b>27.0%</b> (25.7 – 28.6%)	65.4%	34.6%
Felt sad or hopeless for two weeks or more in a row in the past 12 months	<b>36.0%</b> (34.1% - 37.2%)	63.3%	36.7%
Rarely or never had a caring adult to go to about their feelings	<b>42.0%</b> (40.1 - 43.3%)	48.4%	51.6%
Hurt themselves without wanting to kill themselves at least once in the past 12 months	<b>19.0%</b> (18.0% - 20.5%)	69.9%	30.1%
<b>Tobacco and Electronic Vapor Products</b>			
Tried smoking a cigarette	<b>16.0%</b> (14.6% - 16.9%)	47.3%	52.7%
Smoked a cigarette before age 13 years old	<b>7.9%</b> (7.1% - 8.9%)	51.6%	48.4%
Smoked cigarettes at least 1 day in the past 30 days	<b>3.0%</b> (2.5% - 3.7%)	38.2%	61.8%
Smoked cigarettes on at least 20 days in the past 30 days	<b>2.0%</b> (1.6% - 2.5%)	28.2%	71.8%
Smoked more than 10 cigarettes per day in the past 30 days	<b>0.6%</b> (0.4% - 0.9%)	20.0%	80.0%
Tried an electronic vapor product	<b>28.0%</b> (26.2% - 29.1%)	52.8%	47.2%
Smoked an electronic vapor product at least once in the past 30 days	<b>13.0%</b> (12.1% - 14.3%)	54.6%	45.4%
Smoked an electronic vapor product 20 or more days in the past 30 days	<b>5.9%</b> (5.1% - 6.7%)	52.3%	47.7%
Got their electronic vapor products from a store (a vape shop, gas station, etc.) in the past 30 days	<b>2.9%</b> (2.2% - 3.8%)	53.3%	46.7%
Used electronic vapor products because they were feeling anxious, stressed, or depressed	<b>7.9%</b> (7.1% - 8.9%)	60.7%	39.3%
Used chewing tobacco, snuff, snus, etc. 1 day or more in the past 30 days	<b>2.4%</b> (1.9% - 3.0%)	19.0%	80.9%
Smoked cigars, cigarillos, or little cigars on 1 day or more in the past 30 days	<b>4.4%</b> (3.8% - 5.2%)	39.4%	60.6%

Questions	Overall % (95% confidence interval)	% of Overall Who Are:	
		Female (47.4%)	Male (51.4%)
Tried to quit using all tobacco products in the past 12 months	<b>22%</b> (20.2% - 23.0%)	48.5%	51.5%
<b>Alcohol</b>			
Had at least one drink of alcohol 1 day or more in their life	<b>39.0%</b> (37.0% - 40.1%)	51.7%	48.3%
Had their first drink of alcohol before age 13 years old	<b>15.0%</b> (13.8% - 16.1%)	50.9%	49.1%
Had at least one drink of alcohol on at least 1 day in the past 30 days	<b>15.0%</b> (13.5% - 15.9%)	53.5%	46.5%
Usually got their alcohol from someone else in the past 30 days	<b>6.0%</b> (5.3% - 6.9%)	55.8%	44.2%
Had 5 drinks or more in row in the past 30 days	<b>5.8%</b> (5.1% - 6.7%)	45.2%	54.8%
Had 4 drinks or more (female) or 5 drinks or more (male) on at least 1 day in the past 30 days	<b>8.1%</b> (7.3% - 9.1%)	50.2%	49.8%
<b>Marijuana</b>			
Had used marijuana at least once in their life	<b>24.0%</b> (22.6% - 25.4%)	53.6%	46.4%
Tried marijuana for the first time before age 13 years old	<b>6.9%</b> (6.1% - 7.8%)	51.0%	49.0%
Used marijuana at least once in the past 30 days	<b>13.0%</b> (12.0% - 14.2%)	52.7%	47.3%
<b>Drugs</b>			
Used a needle to inject an illegal drug at least once	<b>1.2%</b> (0.9% - 1.6%)	27.3%	72.7%
Have used any form of cocaine at least once in their life	<b>2.1%</b> (1.6% - 2.6%)	27.3%	72.7%
Have sniffed glue, aerosols, paints to get high at least once in their life	<b>4.7%</b> (4.1% - 5.5%)	46.0%	54.0%
Have used heroin at least once in their life	<b>1.2%</b> (0.9% - 1.7%)	21.7%	78.3%
Have used methamphetamines at least once in their life	<b>1.5%</b> (1.2% - 2.0%)	22.2%	77.8%
Have used ecstasy at least once in their life	<b>2.3%</b> (1.8% - 1.6%)	30.1%	69.9%
Have taken non-prescribed pain medication or misused it at least once in their life	<b>10.0%</b> (9.3% - 11.3%)	57.6%	42.4%
<b>Sexual Behavior</b>			
Have had sexual intercourse	<b>28.0%</b> (26.8% - 29.8%)	49.1%	50.9%
First had sexual intercourse before age 13 years old	<b>3.8%</b> (3.2% - 4.5%)	44.0%	56.0%
Had sex with 4 or more people in their life	<b>5.7%</b> (5.0% - 6.5%)	34.7%	65.3%
Had sex with at least one person in the past 3 months	<b>19.0%</b> (18.2% - 20.8%)	49.7%	50.3%

Questions	Overall % (95% confidence interval)	% of Overall Who Are:	
		Female (47.4%)	Male (51.4%)
Used alcohol or drugs the last time before sex	<b>4.4%</b> (3.7% - 5.1%)	41.4%	58.6%
Used a condom when they last had sex	<b>16.0%</b> (14.9% - 17.3%)	44.9%	55.1%
Did not use any method to prevent pregnancy when they last had sex	<b>3.6%</b> (3.0% - 4.3%)	48.4%	51.6%
Had sexual contact with both males and females	<b>4.0%</b> (3.4% - 4.7%)	77.9%	22.1%
Are non-heterosexual (LGBTQ+)	<b>16.0%</b> (15.1% - 17.5%)	74.5%	25.5%
<b>Body Weight</b>			
Self-describe as slightly or very overweight	<b>35.0%</b> (33.3% - 36.4%)	52.8%	47.2%
Not trying to do anything with their weight	<b>19.0%</b> (17.8% - 20.4%)	52.5%	47.5%
<b>Dietary Behavior</b>			
Did not drink 100% fruit juice in the past 7 days	<b>37.0%</b> (35.1% - 38.2%)	52.7%	47.3%
Did not eat fruit in the past 7 days	<b>16.0%</b> (14.4% - 16.7%)	45.4%	54.6%
Did not eat green salad in the past 7 days	<b>49.0%</b> (46.9% - 50.2%)	45.7%	54.3%
Did not eat potatoes in the past 7 days	<b>38.0%</b> (36.4% - 39.5%)	52.3%	47.7%
Did not eat carrots in the past 7 days	<b>59.0%</b> (57.8% - 61.0%)	49.0%	51.0%
Did not eat other vegetables in the past 7 days	<b>26.0%</b> (24.7% - 27.6%)	46.8%	53.2%
Drank a soda or pop at least once per day in the past 7 days	<b>19.0%</b> (17.8% - 20.3%)	42.1%	57.9%
Did not eat breakfast on at least 1 day in the past 7 days	<b>26.0%</b> (24.9% - 27.8%)	51.8%	48.2%
<b>Physical Activity</b>			
Were active for 60 minutes per day less than 5 days in the past 7 days	<b>47.0%</b> (45.0% - 48.3%)	52.8%	47.2%
Did not go Physical Education (PE) class in an average school week	<b>77.0%</b> (75.3% - 78.0%)	49.8%	50.2%
Did not play on any sports teams in the past 12 months	<b>46.0%</b> (44.8% - 48.0%)	48.2%	51.8%
Got a concussion from playing a sport or being active at least once in the past 12 months	<b>15.0%</b> (13.8% - 16.0%)	41.4%	58.6%
<b>Other Health Topics</b>			
Have ever been tested for HIV	<b>5.3%</b> (4.6% - 6.0%)	52.4%	47.6%
Have been tested for a STD other than HIV in the last 12 months	<b>4.5%</b> (3.9% - 5.2%)	57.4%	42.6%
Uses social media more than once a day	<b>78.0%</b> (76.5% - 79.2%)	51.7%	48.3%

Questions	Overall % (95% confidence interval)	% of Overall Who Are:	
		Female (47.4%)	Male (51.4%)
Have not seen a dentist at least once in 12 months or more	<b>36.0%</b> (34.3% - 37.4%)	44.9%	55.1%
Have talked to a parent, guardian, or other trusted adult about STDs	<b>56.0%</b> (54.4% - 57.6%)	53.4%	46.6%
Get 4 hours or less of sleep on a school night	<b>12.0%</b> (11.1% - 13.2%)	45.5%	54.5%
<b>Miscellaneous</b>			
At least sometimes went hungry because there wasn't enough food at home in the last 30 days	<b>9.2%</b> (8.3% - 10.2%)	52.1%	47.9%
Self-describe their grades as mostly D's or worse in the past 12 months	<b>4.5%</b> (3.8% - 5.2%)	41.8%	48.2%
Have gambled such as gambling on sports team, when playing cards or dice game, on the internet, lottery game or game of skill during the past 12 months	<b>16.0%</b> (14.5% - 16.9%)	25.7%	74.3%
Slept somewhere else besides their parent/guardians, family member or friends house in the past 30 days	<b>3.9%</b> (3.3% - 4.6%)	34.6%	65.4%
Did not have a usual place to sleep during the past 30 days	<b>0.4%</b> (0.3% - 0.7%)	20.0%	80.0%
Have lived with a parent or guardian who was having a problem with alcohol or drug use	<b>28.0%</b> (26.9% - 29.8%)	53.8%	46.2%
Rarely or never felt safe and secure in their neighborhood	<b>12.0%</b> (11.0% - 13.1%)	44.7%	55.3%

Questions	Overall %	% of Overall Who Are: Race (overall %)					
		American Indian or Alaskan Native (1.6%)	Asian (0.7%)	Black or African American (10.7%)	Native Hawaiian or Other Pacific Islander (0.5%)	White (71.8%)	Multi-Race (10.7%)
<b>Driving Habits</b>							
Rarely or never wore a seat belt when riding a car driven by someone else	<b>7.7%</b>	1.4%	0.7%	14.6%	0.3%	69.3%	13.6%
Rode in a car driven by someone who had been drinking alcohol, at least once in the past 30 days	<b>14.0%</b>	2.1%	0.2%	13.9%	1.1%	67.0%	15.6%
Texted or emailed while driving at least 1 day in the past 30 days	<b>2.5%*</b>	0.9%	0.7%	8.5%	0.9%	76.0%	13.0%
Drove a car after they had been drinking alcohol at least 1 time in the past 30 days	<b>12.0%</b>	4.5%	1.1%	20.2%	2.2%	51.7%	20.2%
<b>Violence and Weapon Carrying</b>							
Carried a weapon (gun, knife, club) at least 1 day in the past 30 days on school property	<b>2.8%*</b>	1.9%	0.9%	19.8%	1.9%	53.8%	21.7%
Ever seen someone get physically attacked, beaten, stabbed or in their neighborhood	<b>26.0%</b>	2.2%	0.6%	16.1%	0.3%	63.5%	17.2%
Threatened or injured with a weapon on school property at least once in the past 12 months	<b>6.9%</b>	1.6%	0.8%	11.0%	0.8%	65.5%	20.4%
Carried a gun at least 1 day in the past 12 months	<b>4.0%*</b>	1.4%	1.4%	19.2%	1.4%	55.5%	21.2%
Did not go to school because they felt unsafe at least 1 day in the past 30 days	<b>7.1%</b>	1.6%	0.4%	14.4%	0.4%	70.0%	13.2%
Involved in a physical fight at least once in the past 12 months	<b>19.0%</b>	2.2%	0.4%	14.1%	0.6%	64.8%	17.9%
Involved in a physical fight on school property at least once in the past 12 months	<b>6.6%</b>	3.3%	0.4%	17.2%	0.8%	56.5%	21.8%
Throughout life has at least sometimes been hit, beaten, kicked or physically hurt by an adult in the home	<b>11.0%</b>	2.4%	1.3%	14.7%	1.0%	62.6%	18.1%

\*Overall % is less than 5%, so the race breakdown might be skewed higher for some races due to the small sample size.

Questions	Overall %	% of Overall Who Are: Race (overall %)					
		American Indian or Alaskan Native (1.6%)	Asian (0.7%)	Black or African American (10.7%)	Native Hawaiian or Other Pacific Islander (0.5%)	White (71.8%)	Multi-Race (10.7%)
Are able to get a loaded gun without a parent or adult’s permission and be ready to fire within 10 minutes	<b>25.0%</b>	1.2%	0.5%	7.0%	0.5%	79.9%	10.9%
<b>Sexual Violence</b>							
Forced by anyone into doing sexual things at least once in the past 12 months	<b>9.4%</b>	2.1%	0.9%	9.7%	0.6%	70.7%	16.1%
Forced into having sexual intercourse	<b>9.6%</b>	2.0%	0.9%	8.9%	0.6%	71.4%	16.3%
Forced into doing sexual things by someone they were dating at least once in the past 12 months	<b>7.2%</b>	1.2%	1.5%	8.1%	0.8%	71.4%	17.0%
Physically hurt by someone they were dating at least once in the past 12 months	<b>5.7%</b>	3.3%	1.4%	13.8%	1.4%	60.5%	19.5%
<b>Bullying</b>							
Bullied on school property in the past 12 months	<b>21.0%</b>	1.1%	0.5%	7.5%	0.6%	77.2%	13.0%
Electronically bullied in the past 12 months	<b>17.0%</b>	1.6%	0.8%	6.7%	0.3%	78.3%	12.3%
Have ever felt treated unfairly in school because of race or ethnicity	<b>25.0%</b>	2.6%	1.7%	21.5%	0.8%	51.3%	22.1%
<b>Depression, Suicide and Mental Health</b>							
Seriously considered attempting suicide in the past 12 months	<b>18.0%</b>	1.6%	0.8%	8.7%	15.8%	0.5%	72.7%
Made a plan to attempt suicide in the past 12 months	<b>13.0%</b>	1.5%	1.1%	9.7%	0.6%	71.0%	16.2%
Attempted suicide at least once in the past 12 months	<b>7.0%</b>	2.0%	1.6%	10.5%	0.4%	20.3%	65.2%
Had to be treated after a suicide attempt in the past 12 months	<b>2.3%*</b>	1.3%	1.3%	16.7%	0.0%	64.1%	16.7%

\*Overall % is less than 5%, so the race breakdown might be skewed higher for some races due to the small sample size.

Questions	Overall %	% of Overall Who Are: Race (overall %)					
		American Indian or Alaskan Native (1.6%)	Asian (0.7%)	Black or African American (10.7%)	Native Hawaiian or Other Pacific Islander (0.5%)	White (71.8%)	Multi-Race (10.7%)
Felt sad or hopeless for two weeks or more in a row in the past 12 months	<b>36.0%</b>	1.8%	0.5%	9.8%	0.5%	74.0%	13.4%
Rarely or never had a caring adult to go to about their feelings	<b>42.0%</b>	1.8%	1.0%	13.7%	0.8%	69.8%	12.8%
Hurt themselves without wanting to kill themselves at least once in the past 12 months	<b>19.0%</b>	1.6%	0.9%	9.0%	0.4%	73.9%	14.2%
Mental health was often not good at least most of the time during the past 30 days	<b>27.0%</b>	1.7%	0.5%	9.0%	0.4%	76.3%	12.0%
<b>Tobacco and Electronic Vapor Products</b>							
Tried smoking a cigarette	<b>16.0%</b>	1.4%	0.5%	7.0%	0.5%	75.9%	14.7%
Smoked a cigarette before age 13 years old	<b>7.9%</b>	1.4%	1.0%	8.3%	0.3%	74.7%	14.2%
Smoked cigarettes at least 1 day in the past 30 days	<b>3.0%*</b>	1.8%	0.9%	9.8%	1.8%	65.2%	20.5%
Smoked cigarettes on at least 20 days in the past 30 days	<b>2.0%*</b>	1.4%	1.4%	11.1%	1.4%	61.1%	23.6%
Smoked more than 10 cigarettes per day in the past 30 days	<b>0.6%*</b>	0.0%	4.8%	19.0%	0.0%	57.1%	19.0%
Tried an electronic vapor product	<b>28.0%</b>	1.8%	0.4%	9.0%	0.5%	75.5%	12.8%
Smoked an electronic vapor product at least once in the past 30 days	<b>13.0%</b>	2.1%	0.6%	8.8%	0.6%	73.1%	14.8%
Smoked an electronic vapor product 20 or more days in the past 30 days	<b>5.9%</b>	2.3%	0.9%	6.5%	1.4%	73.1%	15.7%
Got their electronic vapor products from a store (a vape shop, gas station, etc.) in the past 30 days	<b>2.9%*</b>	3.2%	1.6%	11.3%	0.0%	55.6%	16.1%

\*Overall % is less than 5%, so the race breakdown might be skewed higher for some races due to the small sample size.



Questions	Overall %	% of Overall Who Are: Race (overall %)					
		American Indian or Alaskan Native (1.6%)	Asian (0.7%)	Black or African American (10.7%)	Native Hawaiian or Other Pacific Islander (0.5%)	White (71.8%)	Multi-Race (10.7%)
Used electronic vapor products because they were feeling anxious, stressed, or depressed	<b>7.9%</b>	1.7%	0.3%	6.5%	0.3%	76.0%	13.3%
Used chewing tobacco, snuff, snus, etc. 1 day or more in the past 30 days	<b>2.4%*</b>	1.1%	1.1%	14.6%	3.4%	62.9%	16.9%
Smoked cigars, cigarillos, or little cigars on 1 day or more in the past 30 days	<b>4.4%*</b>	1.2%	0.6%	15.2%	1.8%	61.2%	20.0%
Tried to quit using all tobacco products in the past 12 months	<b>22.0%</b>	2.5%	0.1%	11.5%	0.4%	73.2%	12.3%
<b>Alcohol</b>							
Had at least one drink of alcohol 1 day or more in their life	<b>39.0%</b>	1.7%	0.4%	8.8%	0.7%	76.4%	12.0%
Had their first drink of alcohol before age 13 years old	<b>15.0%</b>	2.1%	0.4%	10.7%	0.9%	72.0%	13.9%
Had at least one drink of alcohol on at least 1 day in the past 30 days	<b>15.0%</b>	1.9%	0.4%	6.7%	1.0%	74.8%	15.2%
Usually got their alcohol from someone else in the past 30 days	<b>6.0%</b>	1.9%	0.0%	7.0%	0.9%	74.9%	15.3%
Had 5 drinks or more in row in the past 30 days	<b>5.8%</b>	2.0%	0.5%	4.9%	2.0%	71.7%	19.0%
Had 4 drinks or more (female) or 5 drinks or more (male) on at least 1 day in the past 30 days	<b>8.1%</b>	2.5%	0.4%	7.4%	1.1%	70.4%	18.3%
<b>Marijuana</b>							
Had used marijuana at least once in their life	<b>24.0%</b>	1.6%	0.2%	11.0%	0.6%	70.9%	15.6%
Tried marijuana for the first time before age 13 years old	<b>2.1%*</b>	2.4%	0.0%	12.9%	0.8%	62.9%	21.0%
Used marijuana at least once in the past 30 days	<b>13.0%</b>	1.5%	0.2%	11.4%	0.8%	69.5%	16.5%

\*Overall % is less than 5%, so the race breakdown might be skewed higher for some races due to the small sample size.



Questions	Overall %	% of Overall Who Are: Race (overall %)					
		American Indian or Alaskan Native (1.6%)	Asian (0.7%)	Black or African American (10.7%)	Native Hawaiian or Other Pacific Islander (0.5%)	White (71.8%)	Multi-Race (10.7%)
<b>Drugs</b>							
Used a needle to inject an illegal drug at least once	<b>1.2%*</b>	0.0%	2.3%	27.9%	4.7%	41.9%	23.3%
Have used any form of cocaine at least once in their life	<b>2.1%*</b>	0.0%	1.4%	16.2%	1.4%	56.8%	24.3%
Have sniffed glue, aerosols, paints to get high at least once in their life	<b>4.7%*</b>	0.6%	0.0%	9.3%	1.7%	66.3%	22.1%
Have used heroin at least once in their life	<b>1.2%*</b>	0.0%	0.0%	25.0%	4.5%	43.2%	27.3%
Have used methamphetamines at least once in their life	<b>1.5%*</b>	1.8%	1.8%	23.6%	3.6%	41.8%	27.3%
Have used ecstasy at least once in their life	<b>2.3%*</b>	0.0%	1.2%	14.6%	2.4%	51.2%	30.5%
Have taken non-prescribed pain medication or misused it at least once in their life	<b>10.0%</b>	2.4%	0.8%	11.1%	0.5%	69.3%	15.8%
<b>Sexual Behavior</b>							
Have had sexual intercourse	<b>28.0%</b>	1.7%	0.7%	10.7%	0.5%	73.6%	12.9%
First had sexual intercourse before age 13 years old	<b>3.8%*</b>	0.0%	2.2%	13.4%	0.7%	65.7%	17.9%
Had sex with 4 or more people in their life	<b>5.7%</b>	2.0%	1.5%	12.3%	1.5%	65.2%	17.6%
Had sex with at least one person in the past 3 months	<b>19.0%</b>	1.3%	0.6%	10.1%	0.6%	74.8%	12.6%
Used alcohol or drugs the last time before sex	<b>4.4%*</b>	2.6%	2.0%	9.3%	1.3%	59.6%	25.2%
Used a condom when they last had sex	<b>16.0%</b>	1.6%	0.9%	9.7%	0.4%	77.0%	10.4%
Did not use any method to prevent pregnancy when they last had sex	<b>3.6%*</b>	2.3%	0.0%	15.5%	0.0%	64.3%	17.8%
Had sexual contact with both males and females	<b>4.0%*</b>	2.1%	0.0%	7.7%	0.0%	72.5%	17.6%

\*Overall % is less than 5%, so the race breakdown might be skewed higher for some races due to the small sample size.

Questions	Overall %	% of Overall Who Are: Race (overall %)					
		American Indian or Alaskan Native (1.6%)	Asian (0.7%)	Black or African American (10.7%)	Native Hawaiian or Other Pacific Islander (0.5%)	White (71.8%)	Multi-Race (10.7%)
Are non-heterosexual (LGBTQ+)	<b>16.0%</b>	1.5%	0.7%	7.7%	0.2%	77.4%	12.5%
<b>Body Weight</b>							
Self-describe as slightly or very overweight	<b>35.0%</b>	1.9%	0.6%	10.3%	0.6%	75.7%	11.1%
Not trying to do anything with their weight	<b>19.0%</b>	1.2%	0.7%	8.3%	0.4%	80.7%	8.7%
<b>Dietary Behavior</b>							
Did not drink 100% fruit juice in the past 7 days	<b>37.0%</b>	0.8%	0.4%	9.1%	0.6%	80.3%	8.9%
Did not eat fruit in the past 7 days	<b>16.0%</b>	1.1%	0.5%	13.7%	0.7%	70.8%	13.3%
Did not eat green salad in the past 7 days	<b>49.0%</b>	1.7%	0.6%	11.6%	0.4%	74.1%	11.6%
Did not eat potatoes in the past 7 days	<b>38.0%</b>	1.4%	0.9%	11.6%	0.4%	74.4%	11.3%
Did not eat carrots in the past 7 days	<b>59.0%</b>	1.4%	0.5%	11.8%	0.7%	74.1%	11.6%
Did not eat other vegetables in the past 7 days	<b>26.0%</b>	1.4%	0.3%	12.8%	0.7%	73.2%	11.5%
Drank a soda or pop at least once per day in the past 7 days	<b>19.0%</b>	1.2%	0.4%	9.4%	0.6%	77.2%	11.2%
Did not eat breakfast on at least 1 day in the past 7 days	<b>26.0%</b>	0.6%	0.5%	11.7%	0.8%	73.6%	12.7%
<b>Physical Activity</b>							
Were active for 60 minutes per day less than 5 days in the past 7 days	<b>47.0%</b>	2.0%	0.8%	13.7%	0.7%	71.7%	11.1%
Did not go Physical Education (PE) class in an average school week	<b>77.0%</b>	1.2%	0.7%	9.7%	0.5%	76.7%	11.1%
Did not play on any sports teams in the past 12 months	<b>46.0%</b>	2.1%	0.7%	12.0%	0.7%	72.8%	11.7%

\*Overall % is less than 5%, so the race breakdown might be skewed higher for some races due to the small sample size.

Questions	Overall %	% of Overall Who Are: Race (overall %)					
		American Indian or Alaskan Native (1.6%)	Asian (0.7%)	Black or African American (10.7%)	Native Hawaiian or Other Pacific Islander (0.5%)	White (71.8%)	Multi-Race (10.7%)
Got a concussion from playing a sport or being active at least once in the past 12 months	<b>15.0%</b>	1.7%	0.7%	16.1%	0.6%	68.2%	12.8%
<b>Other Health Topics</b>							
Have ever been tested for HIV	<b>5.3%</b>	2.1%	1.6%	15.3%	1.1%	64.6%	15.3%
Have been tested for a STD other than HIV in the past 12 months	<b>4.5%*</b>	0.6%	1.2%	14.1%	1.8%	64.4%	17.8%
Uses social media more than once a day	<b>78.0%</b>	1.6%	0.7%	10.7%	0.4%	75.5%	11.2%
Have not seen a dentist at least once in 12 months or more	<b>36.0%</b>	2.5%	0.9%	15.5%	0.7%	67.6%	12.8%
Have talked to a parent, guardian, or other trusted adult about STDs	<b>56.0%</b>	1.3%	0.4%	10.0%	0.3%	75.8%	12.2%
Get 4 hours or less of sleep on a school night	<b>12.0%</b>	2.1%	0.5%	15.8%	0.5%	67.2%	14.0%
<b>Miscellaneous</b>							
At least sometimes went hungry because there wasn't enough food at home in the last 30 days	<b>9.2%</b>	2.8%	0.9%	14.4%	0.6%	66.1%	15.3%
Self-describe their grades as mostly D's or worse in the past 12 months	<b>4.5%*</b>	3.1%	0.6%	13.1%	0.0%	73.1%	10.0%
Slept somewhere else besides their parent/guardians, family member or friends house in the past 30 days	<b>0.4%*</b>	2.9%	2.9%	20.7%	0.7%	55.7%	17.1%
Did not have a usual place to sleep during the past 30 days	<b>3.9%*</b>	0.0%	0.0%	26.7%	0.0%	60.0%	13.3%

\*Overall % is less than 5%, so the race breakdown might be skewed higher for some races due to the small sample size.

Questions	Overall %	% of Overall Who Are: Race (overall %)					
		American Indian or Alaskan Native (1.6%)	Asian (0.7%)	Black or African American (10.7%)	Native Hawaiian or Other Pacific Islander (0.5%)	White (71.8%)	Multi-Race (10.7%)
Have gambled such as gambling on sports team, when playing cards or dice game, on the internet, lottery game or game of skill during the past 12 months	<b>16.0%</b>	2.2%	1.1%	10.4%	0.4%	70.7%	15.3%
Have lived with a parent or guardian who was having a problem with alcohol or drug use	<b>28.0%</b>	2.2%	0.7%	8.2%	0.5%	74.7%	13.7%
Rarely or never felt safe and secure in their neighborhood	<b>12.0%</b>	2.1%	0.7%	19.4%	0.9%	62.6%	14.3%

\*Overall % is less than 5%, so the race breakdown might be skewed higher for some races due to the small sample size.

## Appendix I: Weight Category Definitions


Weight categories are defined by BMI percentiles.

To see the CDC weight category definitions for children and adolescents, please visit the CDC website at:

[https://www.cdc.gov/growthcharts/clinical\\_charts.htm](https://www.cdc.gov/growthcharts/clinical_charts.htm)

### Record of Change

Version	Changes Made	Date	Name
1	YRBS Data analyzed and report created	4/5/24	Helaina LeCaptain



---

# CLARK COUNTY YOUTH RISK BEHAVIOR SURVEY

---

2023 County-Wide Middle School Results



APRIL 5, 2024

CLARK COUNTY COMBINED HEALTH DISTRICT  
529 East Home Road, Springfield, Ohio 45503

# Clark County Youth Risk Behavior Survey (YRBS) 2023

## County-Wide Middle School Results

### Version 1

### Introduction

The Youth Risk Behavior Survey (YRBS) is a survey that monitors health risk behaviors that contribute to the leading causes of death and disability among 7<sup>th</sup>-8<sup>th</sup> grade students. Topics include behaviors that contribute to unintentional injuries and violence, sexual behaviors, alcohol and drug use, tobacco use, dietary behaviors, physical activity, and the prevalence of obesity.

This report describes county-wide results of the Middle School YRBS that was administered in September 2023 by the Clark County Combined Health District in collaboration with each individual school district and school.

### Methods

A census was conducted on youth risk behavior with 2,233 students across 13 middle schools in Clark County:

Participating Schools	
Catholic Central Jr. High School	Northwestern Jr. High School
Global Impact Stem Academy (7-8)	Roosevelt Middle School
Greenon Jr. High School	Schaefer Middle School
Hayward Middle School	Shawnee Middle School
Kenton Ridge Middle School	Southeastern Jr. High School
Nightingale Montessori (7-8)	Tecumseh Middle School
Northeastern Middle School	

The survey was split into categories, including driving habits, violence and weapon carrying, sexual violence, bullying, depression and suicide, tobacco, alcohol, marijuana, drugs, sexual behavior, body weight, dietary behavior, physical activity, and miscellaneous topics.

The data collection method was a census of all classrooms in each participating school. Use caution when comparing these survey results to results from 2019 and earlier due to difference in survey and analysis methodology.

All incomplete or invalid responses were removed. Survey answers that were logically inconsistent with one another were also removed.

Demographic variables, including age, sex, race, ethnicity, grade, and sexual orientation, were reported. The percent (%) and 95% confidence interval were also reported for each question. Additionally, each response was analyzed by sex and race.

The overall response rate for the county-wide middle schools was 75.96%. The cutoff for a representative response rate was 60%, therefore this is considered a representative portion of the population.

## Key Findings:

### Safety

- 66.0% of students rarely or never wore a helmet while riding a bicycle.

### Violence

- 47.0% of students have been involved in a physical fight.
  - 64.5% of those students were male.

### Bullying

- 46.0% of students have been bullied on school property.
- 33.0% of students have been electronically bullied.
  - 64.0% of those students were female.

### Suicide

- 21.0% of students have seriously considered suicide.
  - 65.9% of those students were female.

### Tobacco

- 7.6% of students have tried smoking cigarettes.
- 16.0% of students have tried an electronic vapor product.

### Alcohol

- 19.0% of students have had at least one drink of alcohol.

### Marijuana

- 8.6% of students have used marijuana at least once in their life.

### Drugs

- 8.4% of students have taken non-prescribed pain medication or misused it at least once in their life.

### Sexual Behavior

- 5.6% of students have had sexual intercourse.

### Body Weight

- 28.0% self-described as slightly or very overweight.

### Dietary Behavior

- 21.0% of students did not eat breakfast on at least 1 day in the past 7 days.

### Physical Activity

- 19.0% of students got a concussion from playing a sport or being active in the past 12 months.

### Other Topics

- 20.0% of students reported that their mental health was not good at least most of the time in the past 30 days.
  - 70.4% of those students were female.
- 19.0% of students have gambled in the past 12 months.
  - 65.5% of those students were male.
- 24.0% of students could get a loaded gun without a parent or other guardian's permission and be ready to fire within 10 minutes.
  - 67.2% of those students were male.



## Results

### Population Demographics

Categories	Overall %	% of Overall Who Are: Sex (Overall %)	
		Female (48.5%)	Male (51.5%)
<b>Age of Students</b>			
10 years or younger	0.1%	50.0%	50.0%
11 years	0.7%	43.8%	56.3%
12 years	28.7%	52.1%	47.9%
13 years	53.3%	49.4%	50.6%
14 years	16.0%	38.5%	61.5%
15 years	0.7%	53.3%	46.7%
16 years or older	0.3%	83.3%	16.7%
NA or did not answer	0.3%	0.0%	100.0%
<b>Grade</b>			
6th grade	0.4%	53.9%	46.1%
7th grade	43.3%	48.7%	51.3%
8th grade	55.9%	48.0%	52.0%
Ungraded or other	0.2%	75.0%	25.0%
NA or did not answer	0.3%	50.0%	50.0%
<b>Hispanic or Latino</b>			
Yes	10.8%	46.5%	53.5%
No	86.5%	49.2%	50.8%
NA or did not answer	2.6%	32.7%	67.3%
<b>Race</b>			
Multi-race	11.0%	53.9%	46.1%
American Indian or Alaska Native	2.1%	39.1%	60.9%
Asian	0.5%	45.5%	54.5%
Black or African American	15.9%	43.9%	56.1%
Native Hawaiian or Other Pacific Islander	0.0%	-	-
White	66.8%	49.0%	51.0%
NA or did not answer	3.8%	48.1%	51.9%
<b>Sex</b>			
Female	48.0%	-	-
Male	51.0%	-	-
NA or did not answer	1.0%	-	-

Behavior Data

Questions	Overall % (95% Confidence Interval)	% of Overall Who Are: Sex (Overall %)	
		Female (48.0%)	Male (51.0%)
<b>Safety</b>			
Rarely or never wore a helmet when riding a bicycle	<b>66.0%</b> (64.4% - 68.4%)	45.2%	54.8%
Rarely or never wore a helmet when rollerblading or riding a skateboard	<b>37.0%</b> (35.2% - 39.3%)	56.6%	43.4%
Rarely or never wore a seat belt when riding a car driven by someone else	<b>7.1%</b> (6.1% - 8.3%)	36.1%	63.9%
Have rode in a car driven by someone who had been drinking alcohol	<b>17.0%</b> (15.3% - 18.5%)	55.4%	44.6%
<b>Violence</b>			
Have been involved in a physical fight	<b>47.0%</b> (44.7% - 48.9%)	35.5%	64.5%
Seen someone get physically attacked, beaten, stabbed, or shot in their neighborhood	<b>23.0%</b> (21.4% - 24.9%)	49.1%	50.9%
Have been physically hurt by a parent or other adult in their home at least sometimes in their life	<b>8.6%</b> (7.5% - 9.9%)	55.6%	44.4%
<b>Bullying</b>			
Bullied on school property	<b>46.0%</b> (44.3% - 48.5%)	57.0%	43.0%
Electronically bullied (Facebook, Instagram, texting)	<b>33.0%</b> (30.6% - 34.5%)	64.0%	36.0%
Victim of teasing or name calling because of race or ethnic background in the past 12 months	<b>22.0%</b> (20.0% - 23.5%)	50.9%	49.1%
Have ever been the victim of teasing or name calling because someone thought you were gay, lesbian, or bisexual	<b>18.0%</b> (16.3% - 19.5%)	59.2%	40.8%
<b>Suicide, Hurting Oneself</b>			
Hurt themselves without wanting to kill themselves at least once in the past 12 months	<b>21.0%</b> (19.0% - 22.4%)	67.8%	32.2%
Seriously thought about killing yourself (suicide)	<b>21.0%</b> (19.0% - 22.4%)	65.9%	34.1%
Made a plan to attempt to kill yourself (suicide)	<b>14.0%</b> (12.4% - 15.3%)	68.9%	31.1%
Attempted to kill yourself (suicide)	<b>9.5%</b> (8.4% - 10.9%)	71.0%	29.0%
<b>Tobacco</b>			
Tried smoking a cigarette	<b>7.6%</b> (6.6% - 8.8%)	51.8%	48.2%
Smoked a cigarette before age 10 years old	<b>2.9%</b> (2.3% - 3.7%)	41.3%	58.7%
Smoked cigarettes at least 1 day in the past 30 days	<b>1.6%</b> (1.2% - 2.3%)	41.7%	58.3%
Smoked cigarettes at least 20 days in the past 30 days	<b>0.1%</b> (0.0% - 0.4%)	66.7%	33.3%

Questions	Overall % (95% Confidence Interval)	% of Overall Who Are: Sex (Overall %)	
		Female (48.0%)	Male (51.0%)
Smoked at least 1 cigarette per day in the past 30 days	<b>0.8%</b> (0.5% - 1.3%)	35.3%	64.7%
Used an electronic vapor product	<b>16.0%</b> (14.5% - 17.6%)	58.9%	41.1%
Smoked an electronic vapor product at least once in the past 30 days	<b>8.1%</b> (7.0% - 9.3%)	61.4%	38.6%
Used electronic vapor products because of feeling anxious, stressed or depressed	<b>4.4%</b> (3.6% - 5.4%)	69.8%	30.2%
Used chewing tobacco, snuff, snus, etc. 1 day or more in the past 30 days	<b>1.7%</b> (1.2% - 2.3%)	44.4%	55.6%
Smoked cigars, cigarillos, or little cigars on 1 day or more in the past 30 days	<b>2.3%</b> (1.7% - 3.0%)	49.0%	51.0%
<b>Alcohol</b>			
Had least one drink of alcohol	<b>19.0%</b> (17.4% - 20.7%)	48.1%	51.9%
Had their first drink of alcohol before age 10 years old	<b>5.7%</b> (4.8% - 6.8%)	44.1%	55.9%
Have lived with a parent or guardian who was having a problem with alcohol or drug use	<b>20.0%</b> (18.4% - 21.8%)	60.6%	39.4%
<b>Marijuana</b>			
Have used marijuana at least once in their life	<b>8.6%</b> (7.5% - 9.8%)	50.8%	49.2%
Tried marijuana for the first time before age 10 years old	<b>1.2%</b> (0.8% - 1.8%)	22.2%	77.8%
<b>Drugs</b>			
Have taken non-prescribed pain medication or misused it at least once in their life	<b>8.4%</b> (7.3% - 9.6%)	57.7%	42.3%
Have used any form of cocaine at least once in their life	<b>0.8%</b> (0.5% - 1.3%)	44.4%	55.6%
Have sniffed glue, aerosols, paints to get high at least once in their life	<b>2.7%</b> (2.1% - 3.5%)	54.2%	45.8%
<b>Sexual Behavior</b>			
Have had sexual intercourse	<b>5.6%</b> (4.7% - 6.7%)	35.2%	64.8%
First had sexual intercourse before age 10 years old	<b>0.7%</b> (0.4% - 1.2%)	56.2%	43.8%
Had sex with 4 or more people in their life	<b>0.6%</b> (0.3% - 1.1%)	38.5%	61.5%
Used a condom when they last had sex	<b>2.7%</b> (2.1% - 3.5%)	36.2%	63.8%
<b>Body Weight</b>			
Self-describe as slightly or very overweight	<b>28.0%</b> (26.5% - 30.3%)	49.4%	50.6%
Not trying to do anything with their weight	<b>24.0%</b> (22.3% - 26.0%)	54.6%	45.4%
<b>Dietary Behavior</b>			
Did not eat breakfast on at least 1 day in the past 7 days	<b>21.0%</b> (19.0% - 22.5%)	53.9%	46.1%

Questions	Overall % (95% Confidence Interval)	% of Overall Who Are: Sex (Overall %)	
		Female (48.0%)	Male (51.0%)
<b>Physical Activity</b>			
Were active for 60 minutes per day less than 5 days in the past 7 days	<b>42.0%</b> (39.8% - 43.9%)	44.0%	54.5%
Did not go to PE classes at school in an average week	<b>60.0%</b> (57.0% - 61.1%)	51.8%	48.2%
Do not play on any sports teams in the past 12 months	<b>41.0%</b> (38.9% - 43.1%)	49.7%	50.3%
Got a concussion from playing a sport or being active at least once in the past 12 months	<b>19.0%</b> (17.1% - 20.4%)	42.3%	57.7%
<b>Other Health Topics/Miscellaneous</b>			
Mental health was often not good at least most of the time during the past 30 days	<b>20.0%</b> (18.0% - 21.4%)	70.4%	29.6%
Often felt at least most of the time that they were able to talk to an adult about their feelings	<b>49.0%</b> (46.9% - 51.2%)	43.0%	57.0%
Get 4 hours or less of sleep on a school night	<b>8.3%</b> (7.2% - 9.6%)	56.9%	43.1%
Slept somewhere else besides their parent/guardians, family member or friends house in the past 30 days	<b>1.4%</b> (1.0% - 2.0%)	48.4%	51.6%
Did not have a usual place to sleep during the past 30 days	<b>0.3%</b> (0.1% - 0.7%)	14.3%	85.7%
Have talked about STDs with a parent, guardian, or other trusted adult	<b>28.0%</b> (26.2% - 30.0%)	56.5%	43.5%
At least sometimes went hungry because there wasn't enough food at home in the last 30 days	<b>11.0%</b> (10.1% - 12.8%)	53.3%	46.7%
Could get a loaded gun without a parent or other adult's permission and be ready to fire within 10 minutes	<b>24.0%</b> (21.8% - 25.4%)	34.5%	65.5%
Have gambled such as gambling on sports team, when playing cards or dice game, on the internet, lottery game or game of skill during the past 12 months	<b>19.0%</b> (17.8% - 21.2%)	32.8%	67.2%
Self-describe their grades as mostly D's or worse in the past 12 months	<b>3.8%</b> (3.1% - 4.7%)	46.4%	53.6%
Rarely or never felt safe and secure in their neighborhood	<b>5.4%</b> (4.5% - 6.4%)	48.7%	51.3%

Questions	Overall %	% of Overall Who Are: Race (Overall %)				
		American Indian or Alaskan Native (2.1%)	Asian (0.5%)	Black or African American (15.9%)	White (66.8%)	Multi-Race (11.0%)
<b>Safety</b>						
Rarely or never wore a helmet when riding a bicycle	66.0%	2.2%	0.1%	16.4%	70.1%	11.1%
Rarely or never wore a helmet when rollerblading or riding a skateboard	37.0%	2.1%	0.2%	15.9%	68.7%	13.1%
Rarely or never wore a seat belt when riding a car driven by someone else	7.1%	4.5%	0.0%	31.8%	43.5%	20.1%
Have rode in a car driven by someone who had been drinking alcohol	17.0%	2.8%	1.1%	16.8%	64.5%	14.8%
<b>Violence</b>						
Have been involved in a physical fight	47.0%	2.8%	0.4%	22.6%	60.2%	14.1%
Seen someone get physically attacked, beaten, stabbed, or shot in their neighborhood	23.0%	2.2%	1.0%	23.1%	57.8%	15.8%
Have been physically hurt by a parent or other adult in their home at least sometimes in their life	8.6%	1.1%	1.1%	17.8%	64.4%	15.6%
<b>Bullying</b>						
Bullied on school property	46.0%	2.9%	0.3%	12.2%	72.3%	12.2%
Electronically bullied (Facebook, Instagram, texting)	33.0%	2.7%	0.4%	11.3%	72.9%	12.7%
Victim of teasing or name calling because of race or ethnic background in the past 12 months	22.0%	2.6%	0.9%	28.7%	51.2%	16.6%
Have been the victim of teasing or name calling because someone thought you were gay, lesbian, or bisexual	18.0%	1.3%	0.5%	15.4%	69.2%	13.6%
<b>Suicide, Hurting Oneself</b>						
Hurt themselves without wanting to kill themselves at least once in the past 12 months	21.0%	3.2%	0.7%	16.9%	64.0%	15.2%
Seriously thought about killing yourself (suicide)	21.0%	2.3%	1.1%	16.4%	64.4%	15.8%
Made a plan to attempt to kill yourself (suicide)	14.0%	3.1%	1.0%	15.1%	63.7%	17.1%
Attempted to kill yourself (suicide)	9.5%	3.5%	2.0%	16.0%	62.0%	16.5%

Questions	Overall %	% of Overall Who Are: Race (Overall %)				
		American Indian or Alaskan Native (2.1%)	Asian (0.5%)	Black or African American (15.9%)	White (66.8%)	Multi-Race (11.0%)
<b>Tobacco</b>						
Tried smoking a cigarette	<b>7.6%</b>	2.5%	0.6%	15.3%	66.9%	14.7%
Smoked a cigarette before age 10 years old	<b>2.9%*</b>	3.2%	0.0%	19.0%	58.7%	19.0%
Smoked cigarettes at least 1 day in the past 30 days	<b>1.6%*</b>	0.0%	2.9%	20.0%	62.9%	14.3%
Smoked cigarettes at least 20 days in the past 30 days	<b>0.1%*</b>	0.0%	0.0%	0.0%	66.7%	33.3%
Smoked at least 1 cigarette per day in the past 30 days	<b>0.8%*</b>	0.0%	5.9%	11.8%	64.7%	17.6%
Used an electronic vapor product	<b>16.0%</b>	2.6%	0.0%	16.3%	64.1%	16.9%
Smoked an electronic vapor product at least once in the past 30 days	<b>8.1%</b>	4.7%	0.0%	21.1%	58.5%	15.8%
Used electronic vapor products because of feeling anxious, stressed or depressed	<b>4.4%*</b>	5.2%	0.0%	10.4%	63.5%	20.8%
Used chewing tobacco, snuff, snus, etc. 1 day or more in the past 30 days	<b>1.7%*</b>	0.0%	5.7%	22.9%	45.7%	25.7%
Smoked cigars, cigarillos, or little cigars on 1 day or more in the past 30 days	<b>2.3%*</b>	2.1%	4.2%	33.3%	43.8%	16.7%
<b>Alcohol</b>						
Had least one drink of alcohol	<b>19.0%</b>	2.3%	0.3%	15.3%	67.1%	15.1%
Had their first drink of alcohol before age 10 years old	<b>5.7%</b>	1.7%	0.8%	18.6%	62.7%	16.1%
<b>Marijuana</b>						
Have used marijuana at least once in their life	<b>8.6%</b>	2.2%	0.5%	25.8%	53.8%	17.7%

\*Overall % is less than 5%, so the race breakdown might be skewed higher for some races due to the small sample size.

Questions	Overall %	% of Overall Who Are: Race (Overall %)				
		American Indian or Alaskan Native (2.1%)	Asian (0.5%)	Black or African American (15.9%)	White (66.8%)	Multi-Race (11.0%)
Tried marijuana for the first time before age 10 years old	<b>1.2%*</b>	0.0%	3.7%	29.6%	59.3%	7.4%
<b>Drugs</b>						
Have taken non-prescribed pain medication or misused it at least once in their life	<b>8.4%</b>	3.3%	1.1%	24.4%	56.7%	14.4%
Have used any form of cocaine at least once in their life	<b>0.8%*</b>	5.9%	5.9%	29.4%	47.1%	11.8%
Have sniffed glue, aerosols, paints to get high at least once in their life	<b>2.7%*</b>	8.3%	1.7%	15.0%	60.0%	15.0%
Lived with someone who was having a problem with alcohol or drug use	<b>20.0%</b>	2.8%	0.7%	9.3%	70.1%	17.1%
<b>Sexual Behavior</b>						
Have had sexual intercourse	<b>5.6%</b>	2.5%	0.8%	26.1%	58.8%	11.8%
First had sexual intercourse before age 10 years old	<b>0.7%*</b>	6.2%	6.2%	31.2%	50.0%	6.2%
Had sex with 4 or more people in their life	<b>0.6%*</b>	0.0%	9.1%	36.4%	54.5%	0.0%
Used a condom when they last had sex	<b>2.7%*</b>	1.8%	0.0%	29.8%	57.9%	10.5%
<b>Body Weight</b>						
Self-describe as slightly or very overweight	<b>28.0%</b>	2.2%	0.2%	12.8%	69.8%	15.0%
Not trying to do anything with their weight	<b>24.0%</b>	0.8%	0.6%	16.4%	72.3%	9.9%
<b>Dietary Behavior</b>						
Did not eat breakfast on at least 1 day in the past 7 days	<b>21.0%</b>	2.1%	0.0%	14.4%	70.8%	12.8%
<b>Physical Activity</b>						
Were active for 60 minutes per day less than 5 days in the past 7 days	<b>42.0%</b>	2.4%	0.8%	20.2%	63.4%	13.2%

\*Overall % is less than 5%, so the race breakdown might be skewed higher for some races due to the small sample size.

Questions	Overall %	% of Overall Who Are: Race (Overall %)				
		American Indian or Alaskan Native (2.1%)	Asian (0.5%)	Black or African American (15.9%)	White (66.8%)	Multi-Race (11.0%)
Did not go to PE classes at school in an average week	<b>60.0%</b>	1.2%	0.6%	15.2%	71.9%	11.2%
Do not play on any sports teams in the past 12 months	<b>41.0%</b>	2.6%	0.6%	18.0%	65.7%	13.1%
Got a concussion from playing a sport or being active at least once in the past 12 months	<b>19.0%</b>	4.0%	0.8%	18.7%	62.6%	13.9%
<b>Other Health Topics/Miscellaneous</b>						
Mental health was often not good at least most of the time during the past 30 days	<b>20.0%</b>	2.1%	0.2%	12.1%	74.2%	11.4%
Often felt at least most of the time that they were able to talk to an adult about their feelings	<b>49.0%</b>	1.6%	0.6%	13.5%	74.7%	9.5%
Get 4 hours or less of sleep on a school night	<b>8.3%</b>	2.3%	0.0%	23.2%	15.3%	59.3%
Slept somewhere else besides their parent/guardians, family member or friends house in the past 30 days	<b>1.4%*</b>	3.3%	3.3%	23.3%	50.0%	20.0%
Did not have a usual place to sleep during the past 30 days	<b>0.3%*</b>	0.0%	0.0%	28.6%	28.6%	42.9%
Could get a loaded gun without a parent or other adult's permission and be ready to fire within 10 minutes	<b>24.0%</b>	2.0%	0.4%	11.4%	74.9%	11.4%
Have talked about STDs with a parent, guardian, or other trusted adult	<b>28.0%</b>	2.4%	0.2%	13.8%	69.7%	13.9%
At least sometimes went hungry because there wasn't enough food at home in the last 30 days	<b>11.0%</b>	2.9%	1.7%	23.4%	56.5%	15.5%
Self-describe their grades as mostly D's or worse in the past 12 months	<b>3.8%*</b>	6.2%	1.2%	9.9%	71.6%	11.1%

\*Overall % is less than 5%, so the race breakdown might be skewed higher for some races due to the small sample size.



Questions	Overall %	% of Overall Who Are: Race (Overall %)				
		American Indian or Alaskan Native (2.1%)	Asian (0.5%)	Black or African American (15.9%)	White (66.8%)	Multi-Race (11.0%)
Have gambled such as gambling on sports team, when playing cards or dice game, on the internet, lottery game or game of skill during the past 12 months	<b>19.0%</b>	3.7%	1.0%	18.8%	60.9%	15.6%
Rarely or never felt safe and secure in their neighborhood	<b>5.4%</b>	4.4%	0.9%	28.3%	54.9%	11.5%

\*Overall % is less than 5%, so the race breakdown might be skewed higher for some races due to the small sample size.

### Record of Change

Version	Changes Made	Date	Name
1	YRBS Data analyzed and report created	4/5/2024	Helaina LeCaptain