

Clark County Combined Health District 2023 Annual Report



Prevent



Promote



Protect



Table of Contents

02

Letter from the
Health
Commissioner

03

Environmental
Health

06

Women, Infants,
and Children
(WIC)

08

Early Childhood

09

Nursing

11

Health Planning

12

Communicable
Disease

13

Vital Statistics

14

Emergency
Preparedness

15

Financials

16

Health Equity

17

Communications
& Contact Us

Prevent

Promote

Protect

Letter from the Health Commissioner



2023 was a trying year for the health district. We had just completed three years of COVID response, and it continued with additional vaccinations weekly for those individuals choosing to receive booster doses. In addition to the ongoing COVID response, all of the regular duties that fall upon public health continued. Add in the influx of immigrants seeking a better life for themselves and their families, and we had an almost insurmountable set of objectives.

Our vaccination clinics were scheduled fully throughout the entire year. While this fact is good for our community and our immunization rates, it certainly put additional stress on our team to accomplish this day in and day out especially with the addition of a considerable amount of interpretation. When adding interpretation to any of our services at the health department, it extends the time necessary to provide such service. The clinical team continually adjusted the schedule to help accomplish the services without a reduction in customer service.

Our communicable disease investigation team was also very busy during 2023. With the increase in tuberculosis (TB) screening and identification, there was additional work for isolation and treatment of both active TB and latent TB. We are very proud of our team and all the accomplishments with the increased work.

All of our client-based services including immunizations, WIC, TB and environmental health team have been challenged by the numbers of non-English speaking clients. Even our vital statistics department had an increased workload not only from non-English speaking clients but also from a birth rate that increased by approximately 10%. This increase was not only seen at CCCHD but also at the Springfield Regional Medical Center and at the Department of Job and Family Services.

We accomplished a great deal in 2023 and built an even stronger organization to provide services to the Clark County residents into the future. I would like to thank all our team members, volunteers, and the public for coming together and making it a success.

A handwritten signature in black ink that reads "Charles Patterson".

Charles Patterson, MBA, REHS

Charles Patterson served as the Health Commissioner in 2023 and retired Jan. 31, 2024, after more than 23 years of dedicated public service to the residents of Clark County.

Environmental Health

Outreach & Education

Environmental Health staff were invited to provide food safety education to various food operators and school food science classes. They also attended a career fair at a local middle school/high school highlighting all the programs and work we do in the environmental health division.



Private Water Systems

In 2023 a total of **119** new or altered private water systems were inspected & sampled. **200** private water systems were sampled for real estate sales, homes that provide foster care, and food service operations.



Environmental Health

Food Service Operations/Retail Food Establishments

Environmental Health staff worked tirelessly with multiple food facilities to improve food safety and bring them into compliance with the state food code. Some of these visits ended in unsafe food being discarded as it had not been handled or stored safely or purchased from approved sources.

By the numbers:

- **955** food licenses issued
- **1508** standard inspections completed; 512 follow-up inspections completed
- **106** food complaints received, 32 of which were valid and resulted in 40 follow-up inspections.



Household Sewage Treatment Systems

- **206** household sewage treatment systems inspected
- **312** discharging sewage treatment systems (aerators) inspected
- **185** sewage complaints received and investigated, 154 of which were valid
- **272** operation permits were issued
- **\$258,965** was provided through the Ohio EPA Water Pollution Control Loan Fund to help 18 property owners replace their malfunctioning septic system during 2023



Environmental Health

Public Swimming Pools/Spas

- 61 swimming pool licenses issued
- 211 standard inspections completed
- 33 follow-up inspections completed



Campgrounds

- 7 campground licenses issued; 14 inspections completed
- 5 temporary campground licenses issued and inspected



Body Art

- 28 body art licenses issued
- 34 inspections completed



Solid Waste

- 151 solid waste complaints received, 107 of which were valid and resulted in 182 follow-up inspections
- 128 solid waste trucks registered
- 19 Solid waste haulers registered



Rabies

- 160 animal bite investigations; received, 305 dog, 48 cat, 4 raccoon, and 7 bat exposures



Smoking

- In 2023 Smoke Free Ohio Workplace rules were reviewed and updated and now include vape products. 19 Smoke Free Ohio Workplace complaints received & investigated



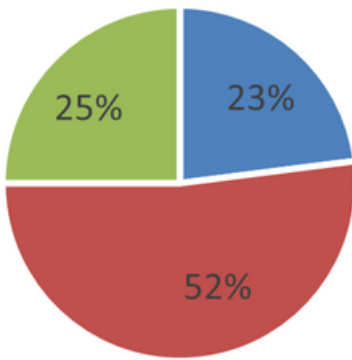
Women, Infants & Children (WIC)

Background

WIC is a health program that provides nutrition education, breastfeeding support, supplemental nutritious foods, and referrals to other health and human service agencies.

- **Purpose:** To help improve participants' diet during critical times of growth and development.
- **Serves:** income eligible women who are pregnant or postpartum, infants and children up to age 5
- **2 clinics** located in Clark County (New Carlisle and Springfield)

Distribution of Clients served in WIC



■ Infants ■ Children ■ Women

Breakdown of WIC recipients

A total of **3,757** total participants were enrolled in WIC at the end of fiscal year 2023. That figure is well above the recommended number of participants estimated by the state of Ohio.

- **37%** above state assigned caseload (**2,740**)
- Representation of languages **74.5%** English; **14.4%** Haitian Creole; **7.6%** Spanish; **3.5%** Other

In the fiscal year 2023, our WIC program saw an increase of 0.8% in breastfeeding initiation rates, bringing them to about 64%. These rates are consistent with the statewide figures in Ohio. This progress reflects our ongoing efforts to support and encourage breastfeeding among program participants, promoting better health outcomes for mothers and infants.

WIC staff and participants transitioned back to in person visits. Hybrid visits were made available to ease the transition by completing part over the phone and part in person. Susan Cole, LPN, is pictured at right, completing measurements for a family in the office at E. High Street.



Women, Infants, & Children (WIC)



Department of Health

Women, Infants, and Children Program (WIC)

The Ohio Department of Health (ODH), along with all other Ohio state agencies, recently rebranded to “Ohio, the Heart of It All.” The Ohio WIC logo has been updated to reflect the new State of Ohio brand.


Benefit Eligibility for WIC Clients

Category	2023	VS.	2022
Children	\$26		\$10
Postpartum Women	\$47		\$12
Fully/partially breastfeeding and pregnant women	\$52		\$12
Exclusively breastfeeding multiples	\$78		\$12



The increase for the cash value benefit for fruits and vegetables went through all of 2023 for participants 1 year of age and older.

National Nutrition Month



“Kids in the Kitchen Fuel the Future” was promoted with a bulletin board thanks to two of our dietitians, Isabel Hysing and Olivia Levine. Participants received a nutrition handout, a bag of kitchen tools, and recipes to use at home.

Breastfeeding Awareness Month



Breastfeeding peer helpers Ariel Colvin with her son Matthew and Courtney Reynolds spoke to moms about breastfeeding during Breastfeeding Awareness Month. Bulletin board information and resources bags also were provided.

Early Childhood

Healthy Pregnancies ~ Healthy Births ~ Healthy Families



Help Me Grow is a program that helps parents support their children's health and development from pregnancy through early childhood. It offers services like prenatal care, parenting education, and early intervention. Each year, CCCHD supports over 225 families through the Home Visiting Program. Help Me Grow believes every child deserves the chance to thrive, no matter their background.

Families that participate in home visiting are then enrolled in Help Me Grow services so that they have support for up to three years. Help Me Grow home visitors completed 3,125 visits with Help Me Grow families.

The ABCs of safe sleep: ALONE- BACK- CRIB.

Eligible Clark County families can earn a free pack and play by participating in safe sleep education. 312 families received a safe sleep environment for their baby. 279 were funded by the Cribs for Kids grant and 33 were funded from a generous grant from the Community Health Foundation. In addition, CHF provided 28 car seats to families in need.



A tobacco free pregnancy gives babies a healthy head start. Pregnant tobacco users can get free help quitting and earn free diapers and wipes with help from a tobacco treatment specialist. This program helps pregnant tobacco users quit nicotine products with evidence-based, judgement-free, one-on-one support. Tobacco free babies are more likely to be born on time and at a healthy weight, and they are less likely to have complications that need further medical treatment. During 2023, fifteen new moms were enrolled in the program and fifty counseling sessions were completed to help moms quit for good!

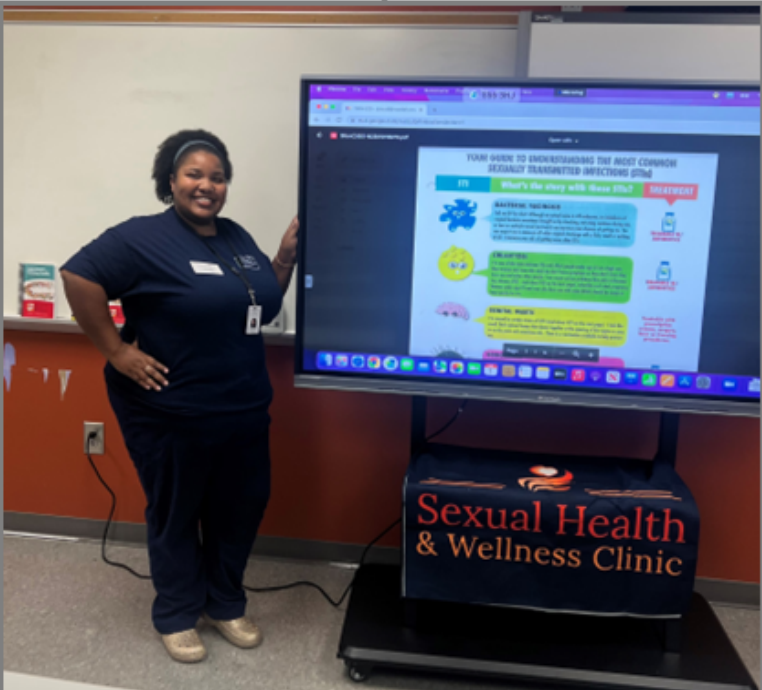


Vaccine Preventable Disease

4,172	1491	8690
Immunization encounters to provide protection against vaccine preventable disease <i>Comparison # from 2022: 3357</i>	COVID Vaccines provided through CCCHD in 2023. <i>(Total COVID vaccines administered through December 2023 is 104,026.)</i>	Vaccines administered at CCCHD <i>Comparison # from 2022: 6488</i>

Sexual Health and Wellness


2146	265
Encounters with persons receiving services through the Sexual Health and Wellness Clinic.	Office or field visits with persons who have been diagnosed or exposed to syphilis or HIV.

43		318
Long Acting Reversible Contraceptives (LARCs) provided through Sexual Health and Wellness Clinic in 2023.		Health Screenings in One 2 One Syringe Exchange <i>Rapid Screenings offered: HIV, Syphilis, Hep C</i>


34,000

Condoms Distributed through CCCHD programs and partner sites.


Connecting to Services Through Case Management

315		747
<p>Encounters to assist families with connecting to services through the Children with Medical Handicaps program.</p>		<p>Lead Case Management</p> <p>Encounters with families of children with elevated lead levels.</p>

Tuberculosis Prevention & Control

1270	6
<p>Encounters to facilitate Interferon-Gamma Release Assays (IGRA) screening for Tuberculosis.</p>	<p>Persons with active TB who received support services and monitoring during treatment in 2023</p>
75	
<p>Chest X-Rays completed in partnership with Mercy Health for the purposes of TB control.</p>	

Supporting Educational Success

5727	6512
<p>Hearing Screenings performed in K-12 schools through partnership with nursing students.</p>	<p>Vision Screenings performed in K-12 schools through partnership with nursing students.</p>
	56
	<p>Encounters for head checks for lice, with assistance for elimination of lice.</p>

Safe Sleep for Infants

105		7
<p>Safe Sleep Education in Haitian Creole Visits to birthing center to assist with Cribs for Kids distribution.</p>		<p>Pack 'n Plays Donated to supplement the supply of portable safe sleep spaces for Cribs for Kids.</p>

Diabetes Prevention and Management

23	95	10
<p>Individuals who successfully completed the 6-session diabetes self management education program</p>	<p>Screening for Diabetes, utilizing the Hemoglobin A1C Screening</p>	<p>Diabetes Support Groups held in 2023</p>

Health Planning

Health planning involves making a thoughtful strategy for keeping people healthy, involving looking at what health needs a community or group has, figuring out the best ways to address those needs, and then putting plans into action.

Safe Communities

Seatbelt usage is crucial for your safety while driving or riding in a vehicle. During 2023, CCCHD's Safe Communities program hosted several community events to bring awareness of the importance of wearing your seatbelt to both adults and youth. The Click it or Ticket Campaign was held at Greenon Local Schools. Collaborating with Mad River Fire Department, firefighters dropped a watermelon from 24ft which simulated a 25-mph collision and dropped another from 65ft simulating a 45-mph collision, to demonstrate the consequences of being unbelted. Additionally, the Safe Communities programs hosted a seatbelt challenge with local high schools with the help of the School Resource Officers and the Springfield Post of the Ohio State Highway Patrol. The challenge consisted of documenting the number of students who were properly wearing their seatbelts arriving or leaving school. Students received a small prize for wearing their seatbelt and education was provided to those who weren't. There were 3 winning schools that had 100% belted students: Southeastern, Northeastern, and Shawnee. The winners received a \$250 award to use for traffic safety programming at the school.



Drug Overdose Prevention

The drug overdose prevention team hosted our annual “Chalk the Walk” event to recognize International Overdose Awareness Day event on August 31, 2023. “Chalk the Walk” is a special event that allows the community to come together to remember those we have lost to an overdose, acknowledge the grief of the family and friends left behind, and renew our commitment to end overdose and related harms. The event focused on providing resources and education to help in the fight in reducing stigma around substance use and how to help those in need. In partnership with Project DAWN, we were able to distribute 97 kits of naloxone during the event with an attendance of nearly 100 people. This event continues to be a success and helps raise awareness and reduce stigma around substance use.

Communicable Diseases

Reportable Condition <small>*Grand total numbers include all Confirmed and Probable Cases.</small>	2023 Annual CD Report										5 Year Trend Line
	Quarter 1		Quarter 2		Quarter 3		Quarter 4		Grand Total*		
	Confirmed	Total	Confirmed	Total	Confirmed	Total	Confirmed	Total	Confirmed	Total	
Enteric Diseases											
Campylobacteriosis	2	9	0	8	3	13	0	2	5	32	↑
Cryptosporidiosis	6	6	2	2	1	1	2	2	11	11	↑
Cyclosporiasis	0	0	1	1	1	1	0	0	2	2	↑
E. coli, Shiga Toxin-Producing (O157:H7, Not O157, Unknown Serotype)	0	0	0	2	1	2	0	0	1	4	↓
Giardiasis	1	1	2	2	2	2	3	3	8	8	↑
Salmonellosis	4	4	7	10	2	2	3	4	16	20	↑
Shigellosis	0	1	0	0	0	0	0	0	0	1	↑
Vibriosis (not cholera)	0	0	0	0	0	2	0	2	0	4	↑
Yerseniosis	0	1	0	0	0	1	0	0	0	2	↑
Hepatitis B & C											
Hepatitis B (including delta) - acute	1	1	0	0	0	0	0	0	1	1	↓
Hepatitis B (including delta) - chronic	2	5	4	8	1	10	0	5	7	28	↑
Hepatitis C - acute	0	0	1	1	1	1	0	0	2	2	↓
Hepatitis C - chronic	10	25	15	30	9	23	9	16	43	94	↓
Sexually Transmitted Infections											
Chlamydia infection	171	171	173	173	194	194	119	119	657	657	↓
Gonococcal infection	41	41	64	64	51	51	37	37	193	193	↓
HIV [‡]	5	5	9	11	6	6	9	25	29	47	↑
Syphilis - congenital	0	1	0	0	0	0	0	1	0	2	↑
Syphilis - early	0	3	0	0	0	2	0	0	0	5	↑
Syphilis - primary	0	4	0	3	0	0	0	0	0	7	↑
Syphilis - secondary	0	3	0	5	0	2	0	3	0	13	↑
Syphilis - unknown duration or late	0	8	0	5	0	3	0	7	0	23	↑
Syphilis - All Stages	0	18	0	13	0	7	0	10	0	48	↑
Vaccine-Preventable Diseases											
Haemophilus influenzae (invasive disease)	0	0	4	4	0	0	1	1	5	5	↑
Influenza-associated hospitalization	16	16	2	2	6	6	15	15	39	39	↓
Meningitis - aseptic/viral	0	0	1	1	1	1	0	0	2	2	↓
Meningitis - bacterial (Not N. meningitidis)	1	1	0	0	0	0	0	0	1	1	↑
Menigococcal disease - Neisseria meningitidis	0	0	0	0	1	1	0	0	1	1	↑
Pertussis	0	0	2	2	3	3	2	2	7	7	↓
Streptococcal - Group A - invasive	17	17	9	10	5	5	6	6	37	38	↑
Streptococcus pneumoniae - invasive antibiotic resistance unknown or non-resistant	4	4	8	8	3	3	7	7	22	22	↑
Streptococcus pneumoniae - invasive antibiotic resistant/intermediate	1	1	1	1	1	1	1	1	4	4	↓
Varicella	0	2	2	3	0	0	0	1	2	6	↑
Vectorborne and Zoonotic Diseases											
Dengue	0	0	0	0	0	1	0	0	0	1	—
Lyme Disease	1	1	2	4	1	3	0	0	4	8	↑
Malaria	0	0	0	0	0	0	1	1	1	1	—
Other Reportable Infectious Diseases											
Botulism - infant	1	1	0	0	0	0	0	0	1	1	—
Candida auris	1	1	0	0	0	0	0	0	1	1	—
COVID-19	913	1277	202	288	487	686	1075	1391	2677	3642	—
CPO	5	5	3	3	8	8	7	7	23	23	↑
Legionellosis - Legionnaires' Disease	1	1	2	2	1	1	2	2	6	6	↓
Tuberculosis†	1	1	1	1	3	3	1	1	6	6	↑
Total	1205	1617	513	650	792	1038	1299	1660	3809	4965	

Unless otherwise specified, all cases are totaled by event date.

‡HIV data were collected from ODRS and not from ODH HIV Surveillance.

†Cases were totaled based on date reported to ODH.

- ↑ - Represents that the 5 year trend is increasing
- ↓ - Represents that the 5 year trend is decreasing
- - Represents that the 5 year trend is staying the same

Vital Statistics

The Health District is the steward of birth and death records for Clark County. Vital information is part of the history of our community. Many agencies use vital statistics to obtain grants to provide health programs and other services for our citizens, to monitor the health and well-being of our community, and to promote wellness overall.

Clark County was in the first wave of local health districts who were able to be handle death certification electronically. Funeral directors and physicians can enter information directly into the program, eliminating the need to hand-carry paperwork to various locations. Birth registration has been handled electronically for several years. Electronic registration for both birth and death records ensure the information is correct and complete and provides prompt access to those records for our citizens.

If you were born in the State of Ohio, you may obtain a copy of your birth certificate from the Clark County Combined Health District. Currently, we are only able to issue death certificates for those who die in Clark County.

Births Registered in 2023	Deaths Registered in 2023
1,255	1,570
Birth Certificates Issued in 2023	Death Certificates Issued in 2023
6,936	6,355

Births Registered in 2022	Deaths Registered in 2022
1,095	1,794
Birth Certificates Issued in 2022	Death Certificates Issued in 2022
7,525	7,258

Emergency Preparedness

In 2023, the Health District continued the recovery phase of the COVID-19 Response. We still give out COVID-19 at home test kits at a rate of over 1,000 kits a month.

CCCHD is also preparing for the Great American Solar Eclipse. This will occur the afternoon of April 8, 2024. With the help of a state grant, CCCHD purchased 100,000 solar eclipse glasses to give to schools, community partner organizations, and other community members to ensure they have the proper eye protection when the eclipse occurs. Multiple presentations have been given to the staff, and to other organizations to share the importance of safety during the eclipse.



CCCHD participated in multiple exercises and trainings this year. The Ohio Department of Health hosted a Full Scale Exercise in October that allowed CCCHD to test our Point of Dispensing plan and update it for the first time since our COVID-19 vaccination clinics. This exercise also tested our partnerships with the EMA. In this exercise we had to order medication for our Clark County population for a simulated anthrax attack. Once this simulated medication was ordered, CCCHD staff had to drive to our Regional Strategic National Stockpile drop site to simulate picking up this medication and the safety measures that would occur during an true emergency medical drop. We had members of our staff that are not typically in leadership roles run this exercise and it was a success.



Lastly, an exercise on teamwork was performed, which incorporated incident command and Plan-Do-Check-Act in preparation for the staff Fall Festival. Administrative team members were assigned to teams to prepare a food item for staff and also to put up a large tent in the courtyard. They had to make their own incident command teams and halfway through the exercise, they were stopped to report out. After reports, all teams then continued in the best agreed on fashion to be most successful, quickest but best quality work.

Financials

	<u>Governmental Fund Types</u>		
	<u>General</u>	<u>Special Revenue</u>	<u>Totals</u>
Cash Receipts:			
Intergovernmental Revenue	407,638	\$4,413,471	4,821,109
Property Taxes	2,585,898	-	2,585,898
Licenses, Permits, & Fees	564,529	863,284	1,427,814
Contractual services	0	231,207	231,207
Medicaid	-	2,195	2,195
State Subsidy	105,174	0	105,174
Vital Statistics	288,374	0	288,374
Reimbursements	0	0	0
Other receipts	584,289	4,291	588,580
Total Cash Receipts	4,535,902	5,514,449	10,050,351
Cash Disbursements:			
Salaries	1,736,383	2,818,749	4,555,132
Benefits	281,990	434,520	716,511
Insurances	504,284	708,326	1,212,610
Workers Compensation	25,995	46,004	71,999
Supplies	894,149	314,625	1,208,774
State Remittance	144,158	38,472	182,630
Equipment	2,331	0	2,331
Contract Services	318,577	1,553,908	1,872,484
Travel & Training	20,574	38,470	59,044
Maintenance / Utilities	182,433	129,125	311,558
Rent/Leases	1,896	164,188	166,083
County Auditor Fees	42,868	0	42,868
Reimbursements	0	296	296
Other	2,595	1,173	3,768
Total Cash Disbursements	4,158,232	6,247,855	10,406,087
Total Cash Receipts Over Cash Disbursements	377,670	(733,407)	(355,736)
Other Financing Cash Receipts/ (Cash Disbursements)			
Transfers-In	0	306,074	306,074
Advances-In	189,181	454,881	644,062
Transfers-Out	(306,074)	0	(306,074)
Advances-Out	(454,881)	(189,181)	(644,062)
Total Other Financing Cash Receipts/ (Cash Disbursements)	(571,774)	571,774	0
Net Change in Fund Balance	(194,104)	(161,633)	(355,736)
Fund Cash Balances, January 1, 2023	2,352,250	1,284,926	3,637,176
Fund Cash Balances, December 31, 2023	\$2,158,146	\$1,123,294	\$3,281,440

Health Equity

In 2023 CCCHD continued efforts to identify and close Health Equity gaps in our community.

CCCHD continued to expand its commitment to help guide the community in facilitating the successful integration of newly arrived Haitians in Clark County. The Haitian Interpreter staff has become an essential component of CCCHD as well as a trusted resource for many community agencies, including law enforcement, transportation, and health care.

The interpreter team remains vital in facilitating successful access to community services for the Haitian community. They continued to serve as a pivotal asset for CCCHD in assessing the culturally and linguistically appropriate measures necessary to help CCCHD meet the needs of the Haitian population in Clark County.

CCCHD also continued its leadership of the Clark County Haitian Coalition, with the goal of bringing county agencies together to strategize efforts to meet the needs of our Haitian community in the areas of legal services, food, housing, employment, healthcare, education, transportation, and culture.

Spanish language interpreters are also employed by CCCHD, and in 2023 the Clark County Latino Coalition was reconvened with the goal of identifying the needs of this community and how to better serve it.

CCCHD continued to lead the Clark County Health Equity Advisory Committee to bring County health care agencies (Hospitals, Mental Health, Drug Treatment, etc.) together to identify gaps and needs and to create plans to fill and meet those community concerns.



Along with community partners, CCCHD again convened The Minority Health Fair in 2023, with close to three hundred community members in attendance at Lincoln Elementary School. The growing popularity of the event necessitated a move to a larger venue, and the 2024 Minority Health Fair will be held at Hayward Middle School. This event brings community partners together to highlight services and community resources available to underserved populations in Clark County.



Communications & Contact Us

The Communications and Public Information Program at CCCHD is committed to providing reliable and easily understood local public health information to Springfield, Clark County and the surrounding areas. Communication and outreach occurs through a variety of platforms, including social media and our website, www.ccchd.com.



Facebook remains a primary source of information for much of the population we serve. Nearly 6,000 Facebook users follow our Facebook Page, @ClarkCoHealth.

Content posted to our Facebook page was seen over 98,000 times in scrolling feeds in 2023. Posts were clicked on 3,500 times. Interactions with our posts, such as “likes” or “shares” increased 34% in 2023; and links clicked on increased over 150% from 2022.

Approximately 13,000 users visited over a total of 33,000 pages at our website in 2023. About half of all users were new and the other half were returning visitors. This is an indication that ccchd.com is a useful tool to individuals looking for public health information and guidance.

A majority of users access ccchd.com through a mobile device, such as a cell phone. A priority for the Communications team in 2023 was improving the responsiveness of the website to make a better experience for mobile users.

The three most popular web pages in 2023 were:

Birth & Death Records

Employment Opportunities

COVID-19 Information

Contact Us

Clark County Combined Health District

529 E. Home Road
Springfield, Oh 45503

(937) 390-5600
health@CCCHD.com

Visit ccchd.com for more information about the services we offer to Clark county residents.