



Clark County Seasonal Flu Activity Report 2023-2024 MMWR Week 3 January 14, 2024 -January 20, 2024

Clark County Influenza-Associated Hospitalizations and ED Visits Report

2023 MMWR Week 40 ended on October 7th. This is considered the beginning of “flu season.”

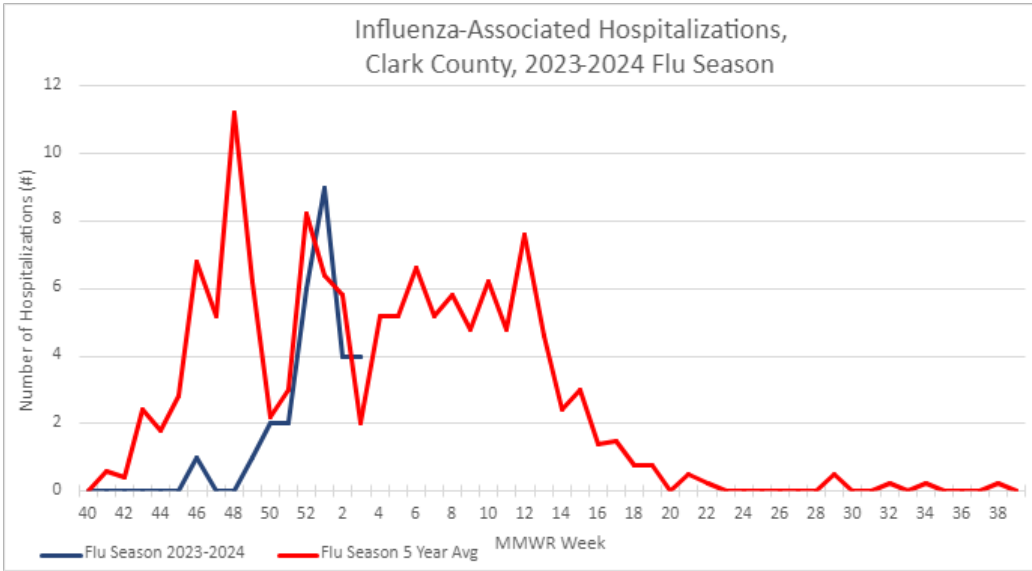


Figure 1: Influenza-associated Hospitalizations in Clark County, OH; 2023-2024 flu season compared to 5-year average. Data queried from Ohio Disease Reporting System (ODRS) Data Extract on 1/25/2024. These are preliminary numbers and may change based on updated ODRS data.

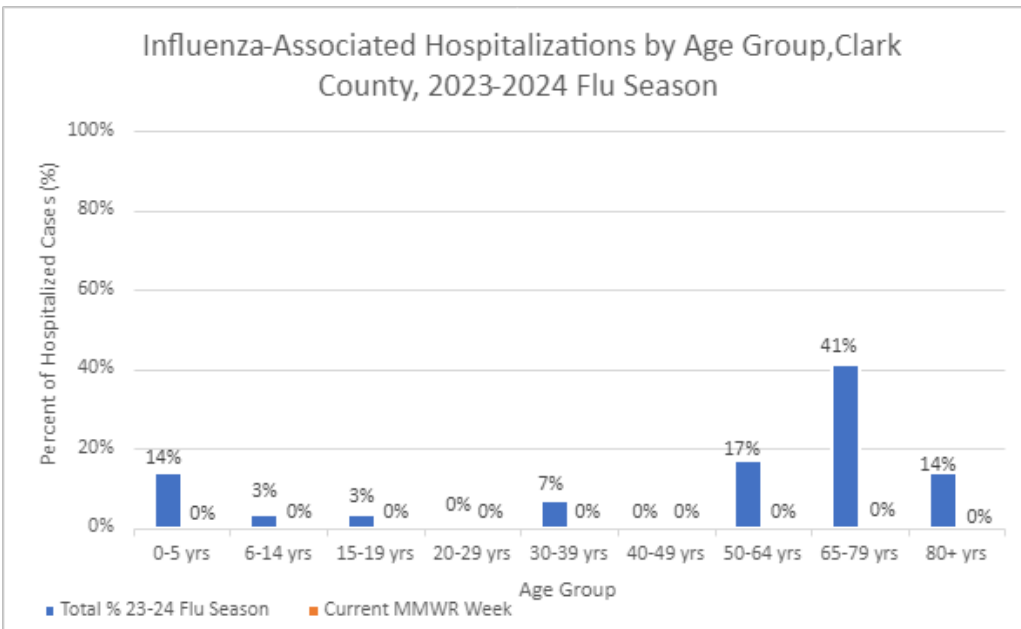


Figure 2: Confirmed Influenza-Associated Hospitalizations in Clark County, by age group. MMWR Week 40 – 14 (10/1/2023 –4/6/2024). Data queried from ODRS Data extract on 1/25/2024.

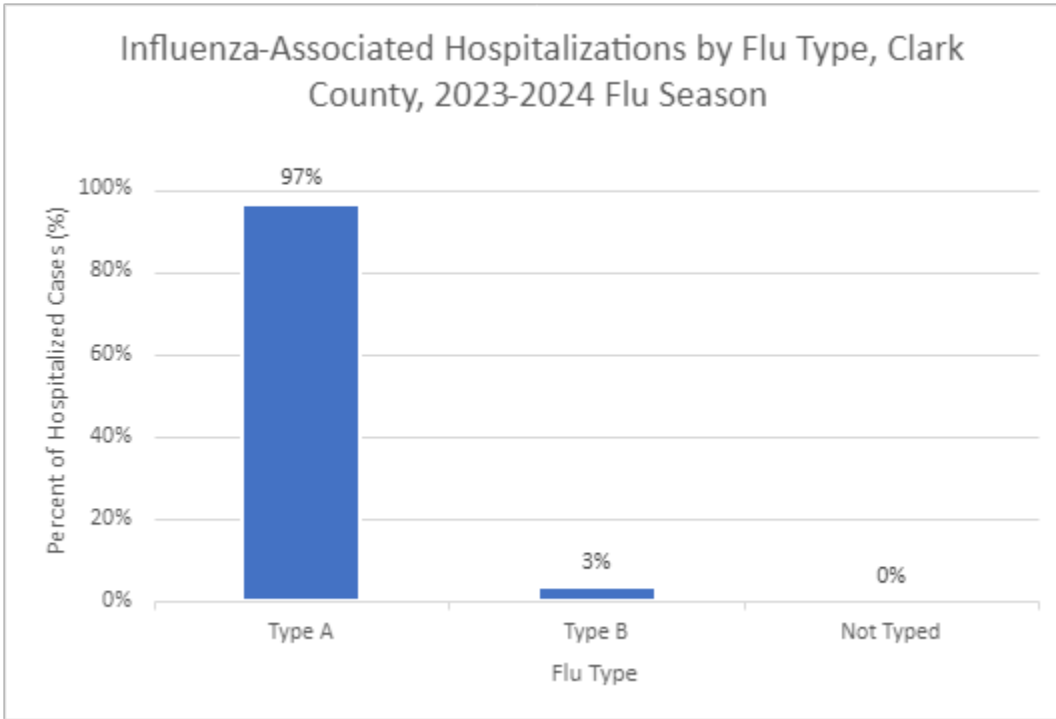


Figure 3: Confirmed Influenza-Associated Hospitalizations in Clark County, by flu type. MMWR Week 40 – 14 (10/1/2023 –4/7/2024). Data queried from ODRS Data extract on 1/25/2024.

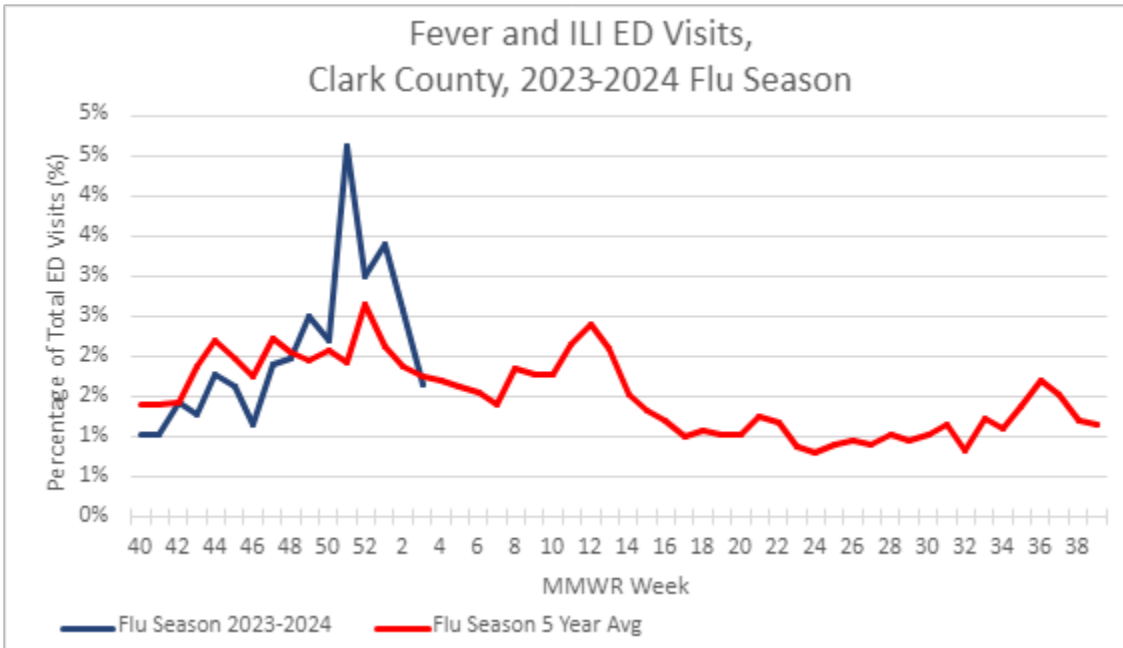


Figure 5: Percentage Fever and Influenza-Like-Illness (ILI) Specified ED Visits in Clark County, OH, compared to 5-year average. Data queried from EpiCenter Syndromic Surveillance System on 1/25/2024.

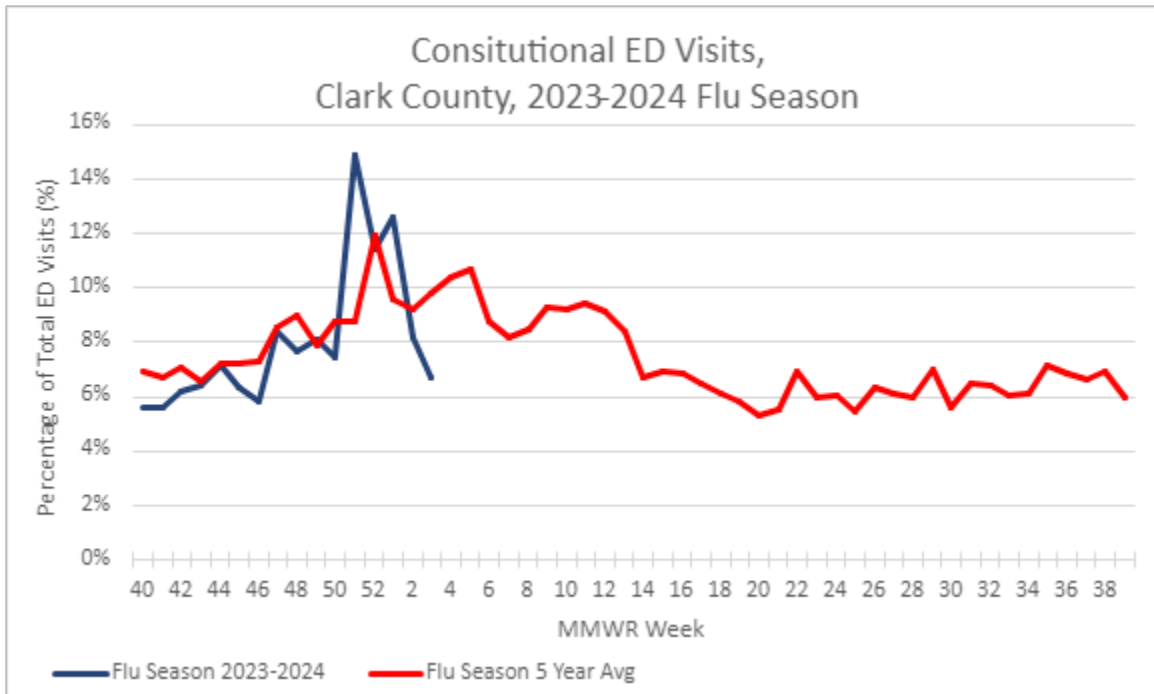


Figure 5: Percentage Constitutional ED Visits in Clark County, OH, compared to 5-year average. Data queried from EpiCenter Syndromic Surveillance System on 1/25/2024.

Clark County Flu Reports: <https://ccchd.com/nursing-health-education/infectious-disease/>

Regional Influenza Report: MMWR Week 3 (Jan 14th – Jan 20th)

West Central Ohio Flu Reports: <https://www.phdmc.org/report/montgomery-county-flu-activity-level>

State Influenza Report: MMWR Week 2 (Jan 7th – Jan 13th)

State Influenza Surveillance Report: <https://odh.ohio.gov/know-our-programs/seasonal-influenza/influenza-dashboard>

There was 1 pediatric death associated with influenza this flu season in Ohio.

National Influenza Summary: MMWR Week 2 (Jan 7th – Jan 13th)

This week, 8 jurisdictions experienced very high activity and 17 jurisdictions experienced high activity. Ohio was a state that reported high activity.

There have been 47 Pediatric Deaths reported this flu season for influenza associated deaths.

National Influenza Surveillance Report : <https://www.cdc.gov/flu/weekly/index.htm#ORIAM>

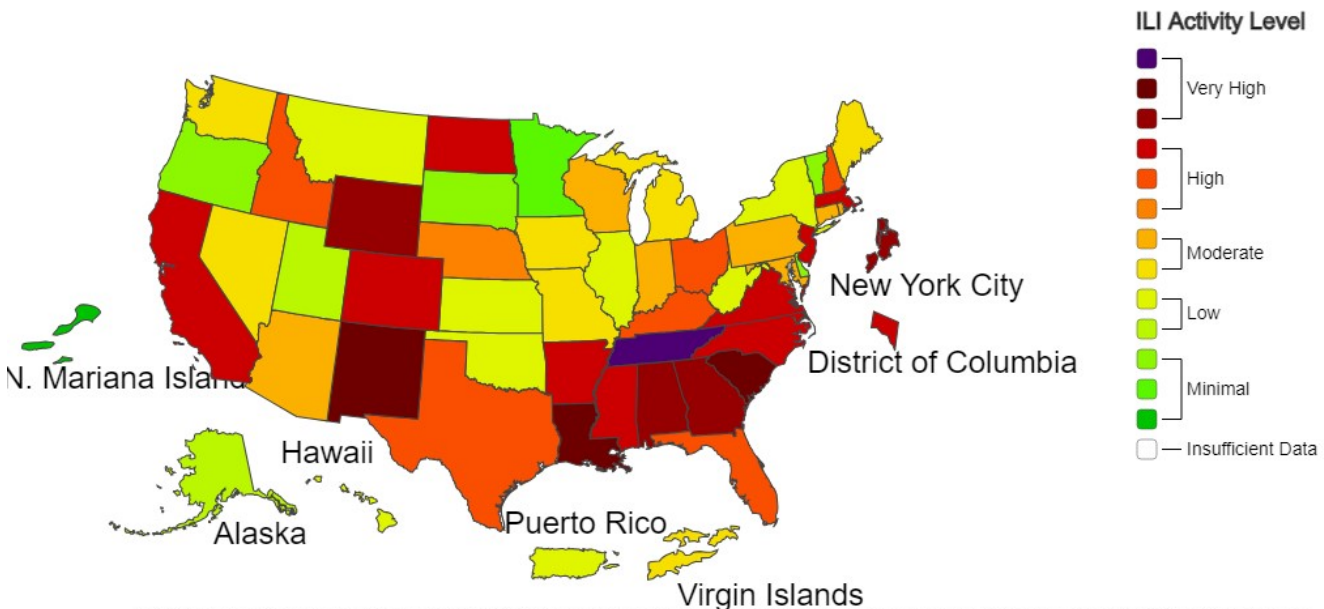


A Weekly Influenza Surveillance Report Prepared by the Influenza Division

Outpatient Respiratory Illness Activity Map Determined by Data Reported to ILINet

This system monitors visits for respiratory illness that includes fever plus a cough or sore throat, also referred to as ILI, not laboratory confirmed influenza and may capture patient visits due to other respiratory pathogens that cause similar symptoms.

2023-24 Influenza Season Week 2 ending Jan 13, 2024



*This map uses the proportion of outpatient visits to healthcare providers for influenza-like illness to measure the ILI activity level within a state. It does not, however, measure the extent of geographic spread of flu within a state. Therefore, outbreaks occurring in a single city could cause the state to display high activity levels.

*Data collected in ILINet may disproportionately represent certain populations within a state, and therefore may not accurately depict the full picture of influenza activity for the whole state.

*Data displayed in this map are based on data collected in ILINet, whereas the State and Territorial flu activity map are based on reports from state and territorial epidemiologists. The data presented in this map is preliminary and may change as more data is received.

*Differences in the data presented by CDC and state health departments likely represent differing levels of data completeness with data presented by the state likely being the more complete.

*For the data download you can use Activity Level for the number and Activity Level Label for the text description.

*This graphic notice means that you are leaving an HHS Web site.

For more information, please see CDC's Exit Notification and Disclaimer policy.

For more information on the methodology, please visit Outpatient Illness Surveillance methods section.