

**AGENDA**  
**CLARK COUNTY COMBINED HEALTH DISTRICT**  
**BOARD OF HEALTH**  
**March 16, 2023**  
**6:00 p.m.**

1. Call Meeting to Order
2. Roll Call
3. Minutes of the February 16, 2023 Meeting
4. Activity Reports:
  - A. Nursing Division (*Christina Conover*)
  - B. Environmental Division (*Larry Shaffer*)
  - C. Early Childhood (*Lori Lambert*)
  - D. Women, Infants, & Children (*Emily Thomas*)
  - E. Health Planning (*Chris Cook*)
  - F. Vital Statistics (*Shannon Hackathorne*)
  - G. Financial Report (*Linda Moore*)
  - H. Legislative Update (*Charles Patterson*)
5. Monthly Vouchers (*Lindsey Hardacre*)
  - A. Payment Approval
  - B. Transfers/Advances, if necessary
6. Public Comment
7. Special Report
8. Old Business
  - A. 1378 Titus Road Nuisance Abatement (*Larry Shaffer*)
9. New Business
  - A. 2024 Budget Approval (*Linda Moore*)
  - B. Get Vaccinated Ohio grant submission (*Christina Conover*)
  - C. Audiometer Purchase (*Christina Conover*)
  - D. NACCHO Refugee Outreach Grant Submission (*Christina Conover*)
  - E. Annual Report Acceptance (*Shannon Hackathorne*)
  - F. FSO/RFE BOH policies (*Larry Shaffer*)
  - G. Altaro Backup Solution (*Chris Cook*)
10. Health Commissioner's Comments
11. Executive Session – if necessary
12. Additional Business – if necessary
13. Next Meeting Date – Thursday, April 20, 2023

Adjournment

Clark County Combined Health District  
Board of Health Minutes  
February 16, 2023

President Dala DeWitt called the February 16, 2023, Clark County Combined Health District Board of Health meeting to order at 6:00 p.m.

Board members present: Dala DeWitt, Bernadette deGuzman, Scott Griffith, Mike Adamson, Dana King, and Sherry Robinette.

Board members absent: Valerie Moore.

Staff present: Charles Patterson, Health Commissioner; Christina Conover, Director of Nursing; Lori Lambert, Early Childhood Director; Emily Thomas, WIC Director; Shannon Hackathorne, Administrative Assistant to the Health Commissioner; Lindsey Hardacre, Fiscal Officer; Chris Cook, Assistant Health Commissioner; Laura Thompson, Medical Director and Nate Smith, Communications Coordinator.

Guests: no guests.

Minutes: The minutes of the Board of Health meeting held on January 19, 2023, were approved as submitted.

### **Activity Reports**

Nursing: Ms. Conover said that today was the first day of a five- day interpreter training. She said that six (6) of our bilingual staff are attending the training that is sponsored by Catholic Charities of Southwest Ohio and provided by Accuracy Now. She said there are sixteen people in the class, and we are excited to host the training.

Ms. Conover said that later in the agenda she will ask for permission to send two (2) of our staff to Community Health Worker training. She said that Community Health Worker training is a certification that comes through the Ohio Board of Nursing and includes 100 hours of study and 120 hours of practicum which can be completed within their positions. She said that the class is provided through the Rocking Horse Community Health Center and John Carrol University. She said that having this training will allow us to be more intentional about social determinants of health screenings and referrals.

Ms. Conover said that as a follow-up to last month she wanted to clarify what grant applications we sent to the Community Health Foundation. She said that we asked for funding to sustain the Health Equity Coordinator position which is currently filled by Mr. Vince Carter. She said this grant application will move over to one of their application processes specific to health equity. She said that we also sent a \$20,000.00 grant request for car seats and pack n plays to help supplement our supply of these items. She said that we have had opportunity to serve many of the Haitian community families and want to prepare for the increased need for these safety items. She said that we sent a \$2,000.00 grant request for funding to supplement state funding for additional AED purchases for the Faith Community Nursing program. She said that we sent a fourth grant funding request for diabetes management. She said that one of our public health nurses has some history and training in the program called “healthy you” which contains chronic disease management and a diabetes self-management aspect. She said that the same staff member handles COVID questions such as testing and vaccination and aids with furthering our efforts towards

diabetes self-management which aligns with the current community health improvement plan as chronic disease continues to rise to the top. She said that the fifth funding request was for the sexual health and wellness program to provide services at the jail and condom distribution.

Environmental Health: Mr. Patterson said that we just finished our food service program survey and will talk about a revision of fees in that program later in the agenda. He said in May we will have the retail food establishment survey completed by the Department of Agriculture. He said that March 1, 2023, is the deadline for food service and food establishments to renew their licenses. He said that we have a newer secretary, Jackie Mullenix who is doing a great job in getting those food licenses out and processing them.

Early Childhood: Ms. Lambert said we are excited to report that we could start taking referrals in mid-January. She said that we are working our way through the waitlist and meeting new families. She said that they had a valentine's event for families that was successful and a lot of fun.

WIC: Ms. Thomas said that they postponed the return of in-person office visits until next week to give them extra time for preparation and training. She said that the waivers are still in place through August 9, 2023, which was intended to provide flexibility to participants so telehealth appointments will remain an option when appropriate.

Ms. Thomas said the temporary formula waivers are ending this month. She said that staff have been working to notify families of the change and we plan to use social media to spread the information as well.

Ms. Thomas said that our breastfeeding coordinator, peer helper and herself had an opportunity to meet with the perioperative service and birthing center manager and nurse manager at the hospital to discuss collaborating breastfeeding support and referral efforts. She said that prior to COVID pandemic our peer helper visited post-partum moms at the hospital to share breastfeeding support services and remind them to schedule appointments with WIC, however, that stopped with the start of the pandemic. She said after this meeting our peer helper was invited back to start meeting with postpartum mothers again, which we are excited about.

Health Planning: Mr. Cook said he is excited to announce that we were awarded \$170,000.00 in lead safe housing funds from the Ohio Department of Health, in addition to the \$290,000.00 we received back in November of 2021. He thanked Ms. Lesslie Vasquez, Ms. Caroline Quelette and Ms. Gracie Hemphill for their hard work and tenacity in seeking additional funding for this program.

Mr. Cook said that the substance abuse coalition has adopted a new awareness campaign called OH against OD (Ohio against Overdose). He said that this will be a year-long campaign and the new campaign materials will be reflected in our publications that will highlight the importance of harm reduction, naloxone distribution and the dangers of illicit substances in our community.

Mr. Cook said that we had our Infant Vitality Coordinator, Ms. AnnMarie Schmersal, on Facebook Live to provide some valuable information about our Start Strong coalition and that was picked up by Channel 2. He said that it was nice to see the media paying attention to our social media which is a compliment to our team and Mr. Nate Smith, our communications coordinator.

Mr. Cook said that our tobacco retail licensing workgroup met to discuss our unfortunately successful purchases from underage individuals. He said that they talked about next steps for continued education for our retail licensing locations and possibly some firmer grips on regulations.

Mr. Cook said that our Haitian coalition has meet for the past four (4) months and the meetings continue to grow averaging about 45 people per meeting. He said that these meetings are successful with the first hour being education. He said as partners and agencies we need better education on what the needs are of our Haitian population and what we can do to serve them. He said the second part of the meeting is breaking into small subgroups. He said that we have law enforcement, hospital and healthcare representatives, social services, Haitian radio station representatives as well as many citizens which makes it a great coalition. He said that they will set goals and activities of where the group wants to head.

Mr. Cook referred to the 2022 Clark County Community Health Assessment (CHA) included in the board packet. He said that this is something we do every three (3) years, and this is our latest iteration of data and getting our finger on the pulse of what is going on for public health in Clark County. He said that this is a document used by the entire community when looking for data. He said that the goal when putting this document together is to tell the community story, build infrastructure and capacity, develop a clear plan with goals for the next three (3) years and share the wins and challenges. He shared a few highlights including the data changes, the new additions centering around factors that contribute to health inequities, identification and mobilization of community assets and the next steps graphic which indicates where we will focus our efforts. He said that when looking through the lens of health inequities we realize that what a healthier Clark County looks like is different for different groups and this may be a theme for the steering committee to see where the force is heading and what the strategic goals will be for the next three (3) years. Dr. King said that he is seeing a lot of information about side effects and the possibility of low testosterone for kids receiving the COVID vaccine and asked if we are exploring what might be best for younger age kids that are not as much of risk for severe COVID disease getting the vaccine. Mr. Cook said that we carefully examine anything that might be affecting our community's health. He said that we look for peer reviewed studies and he personally has not seen many peer-reviewed studies that have gone through the process that show these risks, but our commitment is to the community, and we read that data and pay attention to make sure it is right for our community. He referred to the CHA and said when you are looking through the lens of the COVID pandemic some of the data is skewed such as infectious and communicable diseases which are up. He said that he believes we will see many things for decades to come that are a result of the pandemic. He said that we will continue to look at the data as we head into the next cycle of annual COVID vaccines or boosters and will look to the Ohio Department of Health and Centers for Disease Control for baseline data that we evaluate for our community. Dr. Robinette asked if we also look at the Vaccine Adverse Event Reporting System (VAERS) data. Mr. Cook said that he is not sure that we get data pushed to us for our county but said that we know that our providers do enter information into VAERS when there is an adverse reaction. He said that as we know when there is an identified reaction of concern the provider enters the data, and that data is aggregated together. He said that this system is what initially put up the red flag for the Johnson and Johnson vaccine. He said that the data is very carefully scrutinized. Dr. Robinette said that what she has seen from the VAERS data seems there are some very disturbing numbers with side effects. She advised that she would be happy to bring some of this data and Mr. Cook said that we would be happy to look at that data together. Mr. Griffith said that during a meeting with the city schools, government and local businesses the increasing Haitian population in the community was a major topic and he is happy to hear that we are on top of providing translation services to aid this population in getting the services needed. Ms. Conover confirmed that we currently have 3.5 full time equivalent Haitian Creole translators that interpret in our clinics, WIC and some at mental health, but most of the systems work for immigration and employability comes through the Haitian Coalition. She said there are many steps involved, but employment leads to health care coverage, which leads to access to care. She said we are lucky to have ABLE, which is accessing basic legal

equality on the coalition, and they have helped navigate the direction we need to send people. Mr. Adamson said that Catholic Charities mentioned wading into legal aid and asked if they have talked about this at the coalition. Mr. Cook said that there was an information session recently that was jointly staffed by ABLE, St. Vincent de Paul and Catholic Charities. He said that it was merely an information session to talk about the Temporary Protective Status (TPS) and the path to asylum and they took appointments from that for an asylum clinic scheduled next week and Catholic Charities is very much involved. He said that Ms. Conover is correct in that legal services seem to be the gateway to everything else. He said that it is a great coalition including many community partners including the city schools. Ms. Conover shared that St. Vincent de Paul has put forward significant effort as well to help with resources to build trust with law enforcement which seems to be a new challenge for the population. Mr. Griffith thanked the health district for being at the coalition table to support this population.

Vital Statistics: Ms. Hackathorne said there is nothing unusual in the report this month. She shared that we provided 25 reduced birth certificates in 2022 with 24 to Project Woman and 1 to OIC. She said the final cost to the board was \$337.50.

Financial Report: Ms. Hardacre said that we brought many transfers and advances last month which are included in the health fund. She said that payroll costs the health fund about \$120,000.00 which does fluctuate. She said there was also a significant fee for vital statistics. She said that it seems high this month, however, it will decrease going forward.

Legislative Update: Mr. Patterson said that the Governor's budget was released last week, and the association has begun to peruse that line by line to see what changes might affect public health and whether they support the changes. He said that one of most exciting pieces of the budget is that the Governor has included a \$20 million line item for local health departments to enhance our evidence-based projects towards making our communities healthier. He said that this will directly tie into our Community Health Assessment (CHA) and Community Health Improvement Plans (CHIP). He said that it looks like Clark County will receive somewhere between \$135,000.00 and \$200,000.00. He said that it will depend on how it is spread across the state. He said that there is some talk about \$1 per capita for everybody across the state and additional funding split amongst those health districts that are accredited. He said the board would then have those funds available to put funds towards the projects included in the Community Health Improvement Plan (CHIP) such as forces of change, the Haitian population, chronic disease and others. He said the state wants these funds distributed for each community to decide what to do with them. He said we do not have a bill number and until this week the House did not have any bills with numbers introduced due to problems with the new speaker. He said that they are also watching the creation of the new agency focused on children. He said that much of our funding comes through the Ohio Department of Health for our Early Childhood and WIC programs and we are not sure yet which of those programs will eventually be transferred to this new agency. He said that when looking at how long it took to separate the Department of Medicaid from the Department of Job and Family Services, we do not expect anything in the next fiscal year. He said some of those line items are moving to the new agency, but we do not expect it to be set up and running by July 1st.

Vouchers: Ms. Hardacre presented the bills.

**R 13-23** A resolution approving payment of the bills from January 1, 2023 through January 31, 2023.

Motioned by: Dr. King

Seconded by: Dr. deGuzman

Dr. deGuzman	Yes	
Mr. Griffith	Yes	
Mr. Adamson	Yes	
Ms. Moore	Absent	
Dr. Robinette	Yes	
Ms. DeWitt	Yes	
Dr. King	Yes	Motion carried.

Transfers/Advances: Ms. Hardacre said that we are requesting budgeted advances from the General Revenue Fund to the Drug Overdose Prevention Fund for \$20,000.00 and to the Workforce Development Fund for \$10,000.00. She said that we are asking for a budgeted transfer from the General Revenue Fund to the Water Systems Fund for \$30,000.00.

**R 14-23** A resolution approving a budgeted advance from the General Revenue Fund to the Drug Overdose Prevention Fund in the amount of \$20,000.00, a budgeted advance from the General Revenue Fund to the Workforce Development Fund in the amount of \$10,000.00 and a budgeted transfer from the General Revenue Fund to the Water Systems Fund in the amount of \$30,000.00.

Motioned by: Mr. Griffith

Seconded by: Dr. King

Mr. Adamson	Yes	
Ms. DeWitt	Yes	
Dr. King	Yes	
Ms. Moore	Absent	
Mr. Griffith	Yes	
Dr. deGuzman	Yes	
Dr. Robinette	Yes	Motion carried.

**Public Comment:** no public comment.

**Special Report:** no special report this month.

**Old Business:** no old business.

**New Business:**

Revised Environmental Health Fees: Mr. Patterson said that we had our retail food service survey visit from the state and one of the things found was that we were undercharging our non-commercial food licensees by \$0.50 because the law says that it can be 50% of the commercial fee. He said the commercial fee for risk level 1 less than 25,000 square foot was \$181.00 so when we made it 50% an earlier board member asked to round it to the nearest dollar, so we lowered by \$0.50 and just learned that we are not able to do that. He said that typically we have three (3) readings when changing fees, however, we are

asking the board to pass these updated fees in one hearing under emergency measure so they will go into effect immediately and we can collect the proper fees to keep us in compliance with the Ohio Department of Health. Dr. Robinette asked for an explanation of non-commercial. Mr. Patterson explained that commercial would be Applebee's and non-commercial would be the First United Methodist Church. He said non-commercial is not for profit. Dr. Robinette asked if we have been undercharging and need to catch up or if it is a revisit of what was set last year. Mr. Patterson confirmed that it is only a revisit of what the board passed last year to add the \$0.50 to ensure that we are charging the correct fee. He said that without passing the updated fee schedule our food service program would be put on provisional status which is why we are asking the board to pass this under emergency measure.

**R 15-23** A resolution approving the following Environmental Health fees under emergency measure:

FSO/RFE Non-Commercial Risk Level 1 less than 25,000 Sq. Ft. - \$90.50

FSO/RFE Non-Commercial Risk Level 3 less than 25,000 Sq. Ft. - \$196.50

FSO/RFE Non-Commercial Risk Level 1 greater than 25,000 Sq. Ft. - \$131.50

FSO/RFE Non-Commercial Risk Level 2 greater than 25,000 Sq. Ft. - \$138.50

FSO/RFE Non-Commercial Risk Level 4 greater than 25,000 Sq. Ft. - \$524.50

Motioned by: Mr. Adamson

Seconded by: Mr. Griffith

Dr. Robinette Yes

Mr. Griffith Yes

Dr. King Yes

Ms. Moore Absent

Ms. DeWitt Yes

Dr. deGuzman Yes

Mr. Adamson Yes

Motion carried.

Tobacco Grant Submission: Mr. Cook said that this is a non-competitive continuation grant. He said this flat funding was \$132,000.00. He referred to the grant deliverables included in the board packet and said that we are a tier 2 applicant and highlighted objective 4 which is where we already headed.

**R 16-23** A resolution authorizing the Health Commissioner to do all things necessary including submitting the grants and negotiating and executing all related contracts for the 2023 Tobacco Grant.

Motioned by: Dr. King

Seconded by: Dr. deGuzman

Dr. Robinette	Yes	
Mr. Griffith	Yes	
Dr. King	Yes	
Ms. Moore	Absent	
Ms. DeWitt	Yes	
Dr. deGuzman	Yes	
Mr. Adamson	Yes	Motion carried.

IT Services Contract: Mr. Cook said that we sent a request for proposal (RFP) for IT managed services for all our locations in late January which explained exactly what we are looking for to take care of all our IT needs. He said that we did this because it was simply time. He said that when we say simply time it is the combination of the current contract, the value of the current contract and the recent retirement of Mr. Rick Holbrook, who was our IT technician. He said that we also have an IT consultant company to provide a higher-level engineering type of services so when Mr. Holbrook retired, we decided to run IT as is with some help from himself and Ms. Johnson, our Emergency Preparedness Coordinator to assess what our needs are. He said that this proposal is a hybrid request with the high-level engineering with someone from the company here a few hours a week providing hands on service. He said that we received seven (7) bids from our RFP. He said that it is not an apples-to-apple comparison, but we have narrowed it down and are requesting approval to enter into a contract not to exceed \$154,000.00 annually. He said that we are not bringing a selected or recommended contractor yet as we are not fully ready to make that decision with a few questions still out on some of the proposals. He said that the contract with our current provider ends this month which is why we are bringing this for approval now. He said that our current contract is valued at \$81,000.00 per year and the approximate value of the IT technician with benefits previously employed was \$115,00.00. He said that looking at the proposals we believe that we will be able to save some money in a sense for the comprehensive package of IT services that we need for the agency. Mr. Griffith asked if this contract includes an onsite person for hands-on service. Mr. Cook confirmed that we do not have any intention of hiring another person employed by the health district and everything will be included in the IT managed services contract.

**R 17-23** A resolution authorizing the Health Commissioner to enter into an IT services contract beginning March 1, 2023, not to exceed \$154,000.00 annual cost.

Motioned by: Mr. Griffith

Seconded by: Dr. King

Ms. Moore	Absent	
Mr. Adamson	Yes	
Dr. King	Yes	
Dr. deGuzman	Yes	
Dr. Robinette	Yes	
Ms. DeWitt	Yes	
Mr. Griffith	Yes	Motion carried.

Community Health Worker Course Approval: Ms. Conover said that we are asking for permission to send two (2) of our staff to the Community Health Worker training course, which will be paid for by the Medicaid Administrating (MAC (Medicaid Administrative Claiming)) Fund.



**R 18-23** A resolution approving two health fund employees to attend the Community Health Worker course associated with the Rocking Horse Community Health Center, not to exceed \$3,000.00 paid from the Medicaid Administrative Claiming (MAC) Fund.

Motioned by: Mr. King

Seconded by: Mr. Adamson

Mr. Adamson	Yes	
Ms. Moore	Absent	
Mr. Griffith	Yes	
Ms. DeWitt	Yes	
Dr. King	Yes	
Dr. Robinette	Yes	
Dr. deGuzman	Yes	Motion carried

Core Team Job Reclassifications: Mr. Patterson said that we had a great discussion with the personnel committee on Monday and out of that discussion we are bringing forward a single resolution. He said the personnel committee has decided to hold the rest of the discussion until later in the year. Dr. King said that the personnel committee discussed the classified and unclassified core management team members and decided to hold further discussion until later in the year to give them time to look at everything. He said that they have decided to move forward with the reclassification of Ms. Hackathorne as we are revising the job description for the position she holds. He said the change in the job description includes changing the job classification.

**R 19-23** A resolution approving the updated job description for the Administrative Assistant to the Health Commissioner/Human Resources Specialist which includes moving the position to unclassified status as presented at the Clark County Combined Health District Board of Health meeting and as reviewed by the Personnel Committee of the Board, effective February 20, 2023.

Motioned by: Dr. King

Seconded by: Dr. deGuzman

Dr. Robinette	Yes	
Ms. DeWitt	Yes	
Dr. deGuzman	Yes	
Mr. Adamson	Yes	
Mr. Griffith	Yes	
Dr. King	Yes	
Ms. Moore	Absent	Motion carried.

Reclassification Series: Mr. Patterson said that this is another move discussed with the personnel committee. He said our LPN and MA have ended up on the same pay grade, and we would like to

distinguish between these positions and are requesting the board move the LPN and LPN2 forward one pay grade.

**R 20-23** A resolution upgrading the LPN classification to paygrade 18 and the LPN2 classification to paygrade 19.

Motioned by: Mr. Adamson

Seconded by: Mr. Griffith

Ms. DeWitt	Yes	
Mr. Adamson	Yes	
Dr. Robinette	Yes	
Dr. deGuzman	Yes	
Mr. Griffith	Yes	
Dr. King	Yes	
Ms. Moore	Absent	Motion carried.

Post-Probationary Raise Adjustment: Mr. Patterson said that several years ago we asked the board to implement a policy giving staff coming off probation a 3.5% pay raise as a standard. He said that this was slightly more than the annual raise typically given. He said that we are asking the board to make a one-time adjustment for only the staff currently working with us and on probation to give them 7.5% versus 3.5%, which is a 4% delta to the board with the cost at \$5,000.00. Ms. DeWitt said that this seems appropriate to keep good staff. Mr. Patterson said it takes a lot of time and energy to hire and retrain staff, and we believe this will help with retention. He said that this change would positively affect staff in several divisions. Dr. Robinette asked if all staff were given a 7.5% pay raise this year. Mr. Patterson confirmed that was correct. He said that typically the pay raise for staff coming off probation is set at 3.5%, however, we are asking for this one-time change due to the 7.5% raise given to all non-probationary staff earlier this year. He said we are only asking for this one-time change for staff here working and on probation at the time of the annual raise. He said that the standard 3.5% pay raise for staff coming off probation would remain in place for any new staff hired from this point forward.

**R 21-23** A resolution extending the 7.5% annual raise to include the current employees who were on probation during the implementation of the raise package. This will take the place of the 3.5% increase for employees who successfully complete probation prior to June 11, 2023.

Motioned by: Dr. deGuzman

Seconded by: Dr. King

Ms. Moore	Absent
Ms. DeWitt	Yes
Dr. Robinette	Yes
Mr. Griffith	Yes

Mr. Adamson	Yes	
Dr. King	Yes	
Dr. deGuzman	Yes	Motion carried.

Vehicle Purchase: Mr. Patterson said that the firewall was less than \$1,000.00 so that item was removed from the agenda, however, it is something that we still need at our WIC and Early Childhood building so we are working to replace that.

Mr. Patterson said that as we shared last month, one of our leased vehicles was repossessed last month so we are looking to replace that vehicle using Medicaid Administrative Claiming (MAC) funds. He said we would like to buy a vehicle under the state term contract, which means we do not have to bid out the purchase. He said that we believe the best priced small SUV will be a Ford Escape and we are asking permission to make this purchase, not to exceed \$30,000.00.

**R 22-23** A resolution authorizing the Health Commissioner to purchase a small SUV under state term contract, not to exceed \$30,000.00 from the Medicaid Administrative Claiming (MAC) Fund to replace the nursing CRV that was repossessed.

Motioned by: Mr. Griffith

Seconded by: Dr. King

Dr. deGuzman	Yes	
Ms. DeWitt	Yes	
Ms. Moore	Absent	
Dr. King	Yes	
Dr. Robinette	Yes	
Mr. Adamson	Yes	
Mr. Griffith	Yes	Motion carried.

Designation of Fund 8299 as a Custodial Fund: Ms. Hardacre said that custodial funds are used to track fiduciary activity in the fund, but the dollars are not required to be reported to the state as they are in and out funds. He said we are asking to designate fund 8299 as a custodial fund to pay our health benefits. Ms. DeWitt said that as she understands this fund will not increase budget appropriations. Ms. Hardacre said that was correct.

**R 23-23** A resolution designating fund 8299 as a custodial fund.

Motioned by: Mr. Adamson

Seconded by: Mr. Griffith

Mr. Adamson	Yes
Mr. Griffith	Yes
Ms. DeWitt	Yes
Dr. King	Yes
Dr. deGuzman	Yes

Ms. Moore	Absent	
Dr. Robinette	Yes	Motion carried.

**Health Commissioner's Comments:** Mr. Patterson said the auditor's office told us that the board of health members must be listed as vendors to receive their stipend for meeting attendance. He said that we sent the paperwork for payment over a month ago and are still waiting for them to process the payments. He asked that Ms. DeWitt let us know once she receives her payment so we can track that with the auditor's office.

**Additional Business:** no additional business.

The next regular Board of Health meeting will be held on Thursday March 16, 2023, at 6:00 p.m. at 529 East Home Road, Springfield, Ohio.

With no further business to come before the Board, the meeting was adjourned at 7:06 p.m.

---

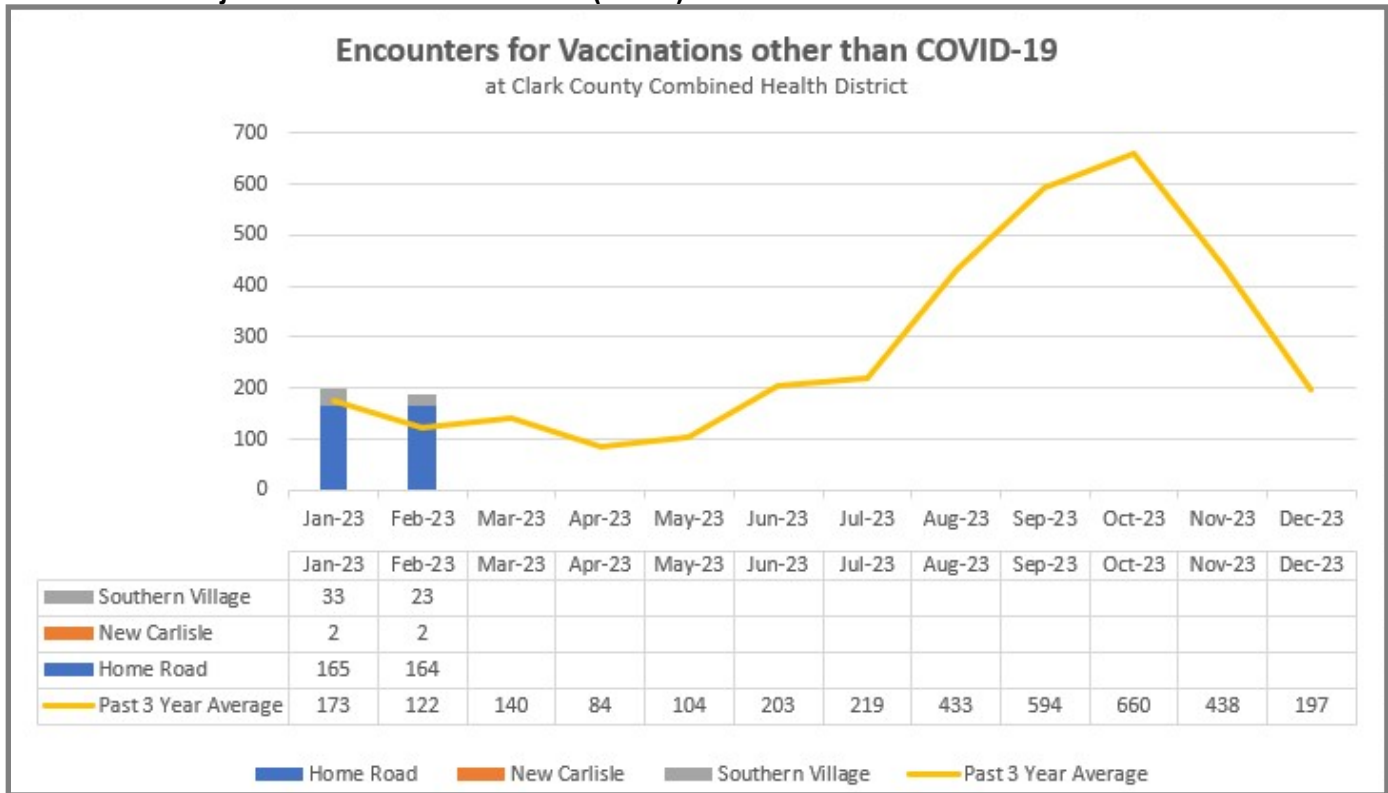
Charles A. Patterson, Secretary  
Clark County Combined Health District  
Board of Health

---

Dala DeWitt, President  
Clark County Combined Health District  
Board of Health

# Nursing and Health Promotion Services February Activities and March Highlights 2023

## Immunization Projects and Get Vaccinated Ohio (GVOH)



- Highlights**
- Provided education Teen Immunization Education Sessions (TIES) to Enon Primary Care
  - Reminders (prior to appointment) in February: 520      Recalls (after missed appointment) in February: 97  
*Vigorous reminder and recalls is a best practice that is included as a deliverable in the Get Vaccinated Ohio Grant.*

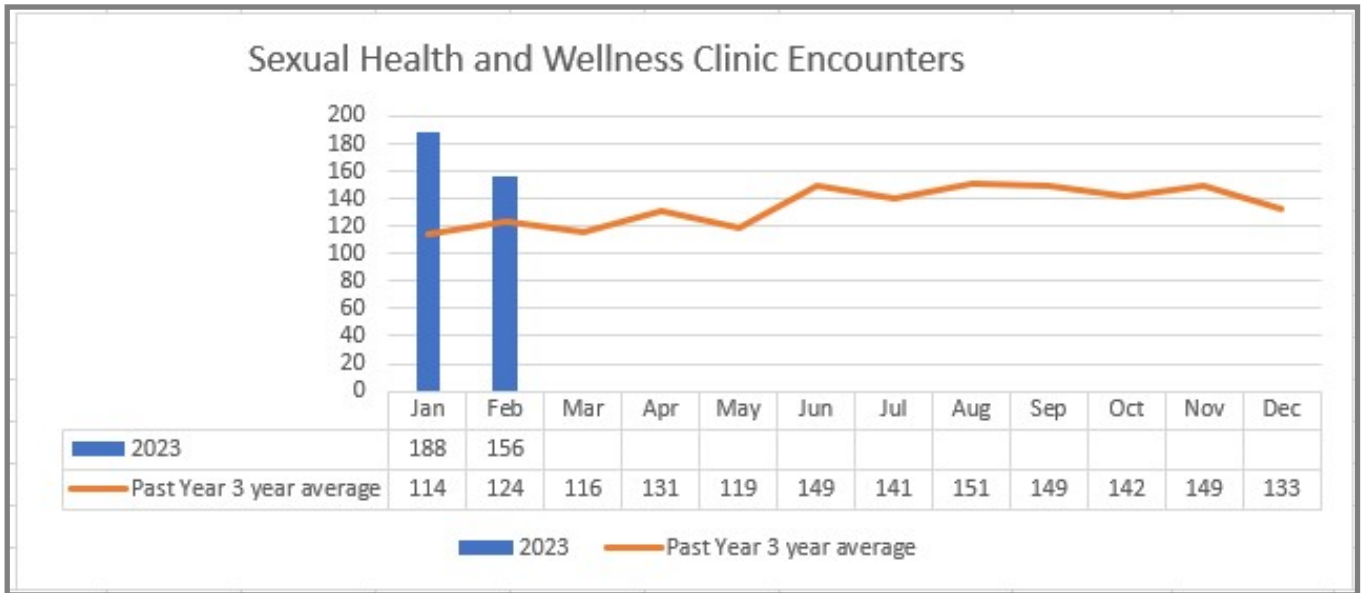
**School Record Reviews**

*A deliverable of the Get Vaccinated Ohio Grant is the completion of audits on school immunization records. The schools, grade levels and vaccine to be audited are determined by ODH and assigned to CCCHD for completion. We are including a snapshot of some of the recent audits. The national concern is the increase of pockets of low vaccine coverage which increases community susceptibility to disease circulation.*

Audit Date	School	Grade & Vaccine	Up to Date	Exemptions	Records incomplete
2/9/2023	High School 1	Grade 12 Meningococcal	168 Complete 60%	5 with Personal Exemptions 2%	49 Incomplete; 56 no record on file 38%
2/9/2023	High School 2	Grade 12 Meningococcal	67 Complete 73%	4 with Personal Exemptions 4%	21 Incomplete 23%
2/14/2023	Elementary 1	Grade Kindergarten DTAP/Polio/HepB/ MMR/Varicella	137 Complete 94%	8 with Personal Exemptions 5%	1 in complete <1%
2/23/2023	Elementary 2	Grade Kindergarten DTAP, Polio/Hep B/ MMR/ Varicella	34 complete 87%	3 with Personal Exemptions 8%	2 incomplete 5%

# Nursing and Health Promotion Services February Activities and March Highlights 2023

## Sexual Health and Wellness



### Condom Distribution Project



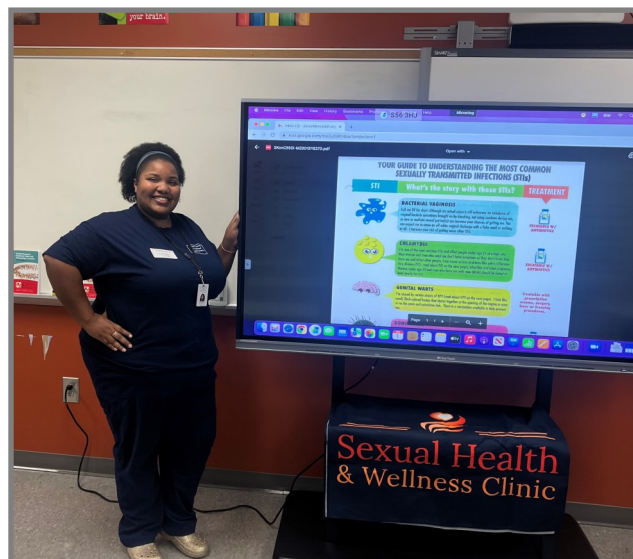
### Current Active Sites:

- Wagon Wheel
- Wayside
- Dan & Dees
- Jimmy T's
- Ben's Corner
- WIC/Early Childhood, High Street
- CCCHD Sexual Health Clinic
- Wittenberg
- One2One Exchange Site

### Highlights

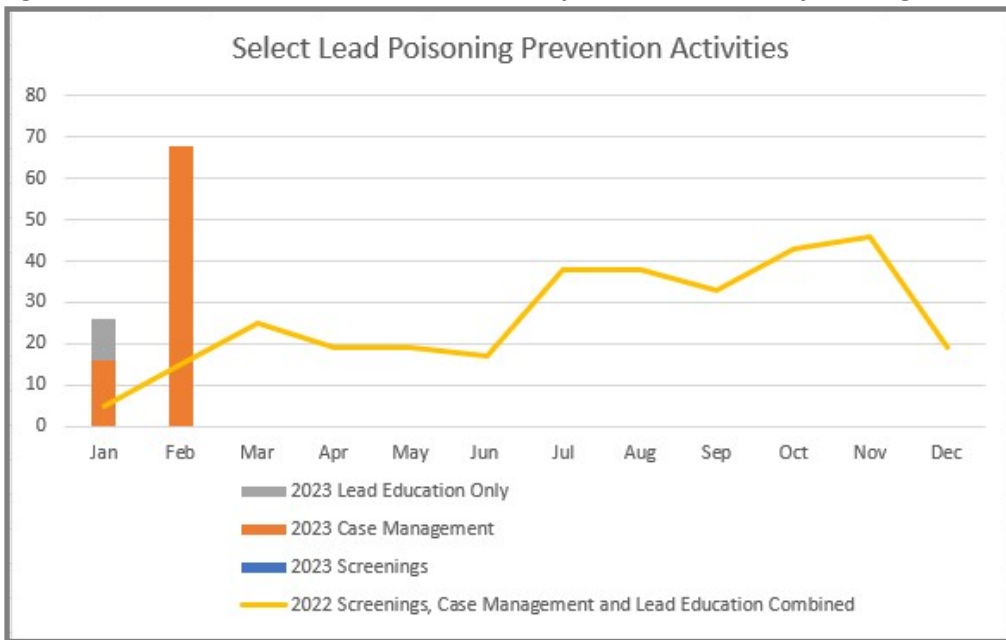
#### Disease Investigation Specialist (DIS)

In March, Kathryn moved from a Health Planner position at CCCHD to fill the DIS position, which covers Clark and Greene counties. CCCHD is a contract agency of Public Health Dayton and Montgomery County (PHDMC) for this position.



# Nursing and Health Promotion Services February Activities and March Highlights 2023

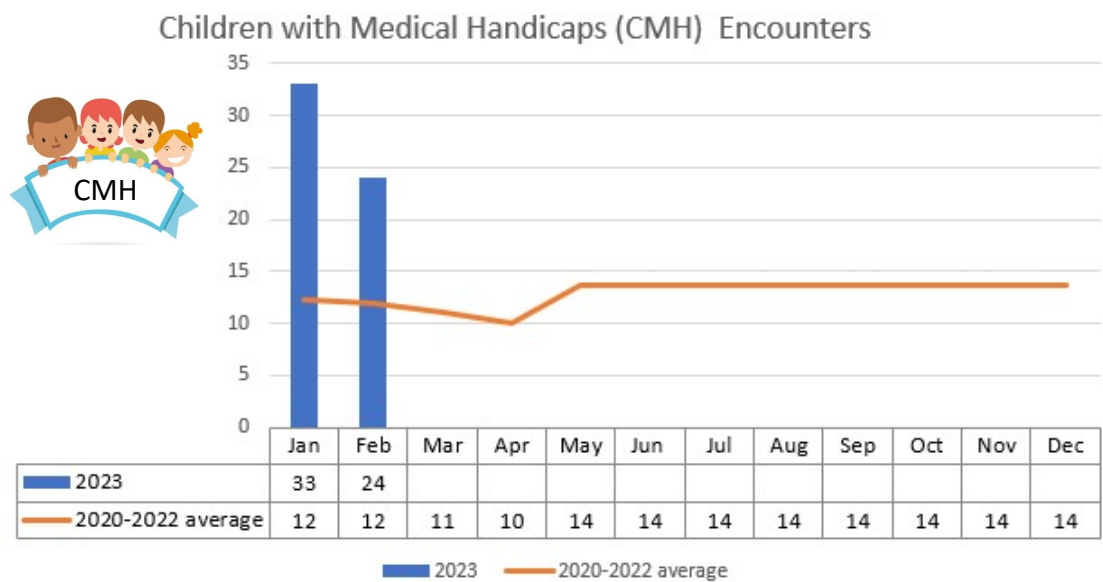
## Lead Poisoning Prevention, Children with Medical Handicaps, Faith Community Nursing



### CMH Notes:

Interpretation for the family visits is becoming increasingly important.

Thanks to our Haitian Connection Team, visits are able to be completed successfully.



### Faith Community Nursing (FCN) Updates

Although the primary funder for this program continues to be the Mercy Health Foundation through Mercy Health, the Nehemiah Foundation, through receipt of funding from Ohio Department of Health is able to provide complementary funding to sustain this growing program.

As the program continues to evolve, there has been a need for **three part-time positions** to assist the FCN Coordinator. CCCHD will receive funding from The Nehemiah Foundation to contract for support capacity in three positions:

- additional nurse for program expansion,
- administrative support to increase tracking of activities and show outcomes,
- technical support to assist the faith community nurses and health ministers in overcoming barriers with technology. Technology is used for reporting activities and continued workforce development through trainings and education.

# Nursing and Health Promotion Services February Activities and March Highlights 2023

## Tuberculosis and Communicable Disease

### Tuberculosis Prevention and Control

- Direct Observe Therapy (DOT) on 2 active TB cases, both out of their infectious stage
- Currently facilitating preventive treatment for latent TB cases

### Update on Communicable Disease Nurse Supervisor

Position is unfilled to date.

Tuberculosis Screening: IGRAs




Tuberculosis Screening: Chest X-Rays



### Interpretation/Outreach

Congratulations to Rodolph, Martha, Alejandra, Dorline, Daniel, Luckens and their classmates who completed the 40 hour training in The Community Interpreter: The International Edition; Interpreter Training for Education, Health and Human Services. This training was provided by AccuracyNow, a part of Catholic Charities of Southwest Ohio.



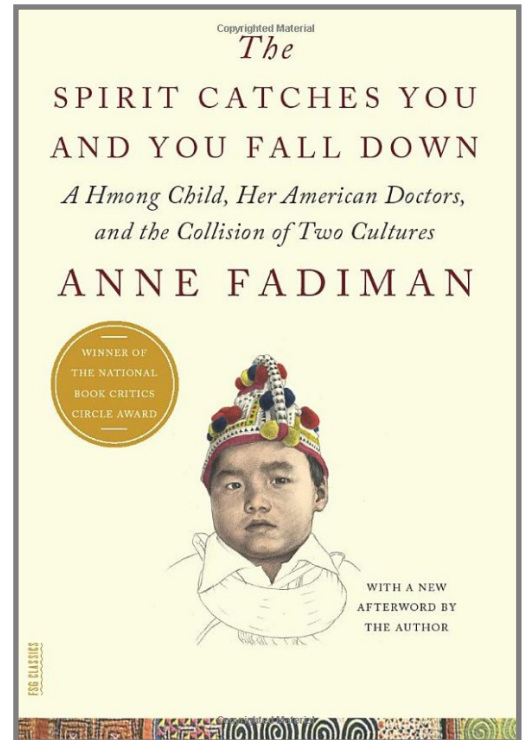


## Nursing and Health Promotion Services February Activities and March Highlights 2023

As part of the Community Health Worker (CHW) course, four of our staff is reading this book as part of the health equity and cultural humility part of the class.

Here are some of their responses to this experience.

“The book is about a Hmong family (Lee's) that escape their village during the war through a rough and scary travel and losing 3 children they make it to a small county in California. The author explains her research and goes over the details of the Hmong culture. The story of Lia Lee takes places in the early 80's. The title of the book "The Spirit Catches You and You Fall Down." The author chose that (title) because the Hmong beliefs and spirits. When Lia first had a seizure her oldest sister slammed the door. The parents believe Lia's spirit left because the slamming of the door scared her, and then the spirit returned sick. Lia's parents take her to a hospital; there is no translator. The author has actually had separate sit downs with all the doctors and family. She explains the miscommunication that occurred for years. At times Lia did not get the right medicine because of the language barrier. For a year Lia was "government property" due to the doctor reporting that the parents could not maintain her medical appointments and treatment.



“This book is very compelling. It helps you see things in a few different perspectives.

1. Language barrier is a huge disadvantage for the patient as well as the caregivers. Trying to communicate what medical attention is needed, to taking and giving out meds.
2. Respecting their culture and beliefs, all while trying to treat them.
3. Showing how some medical professionals are not compassionate, they only see dollar signs. The level of care given depends on whether the patient can pay or not.”

“I haven't finished the book yet, but I am really enjoying it so far. It's about the importance of cultural competence in healthcare and how everyone should be aware of the differences in the way people grow up/are raised and the way those differences and beliefs shape the way they view healthcare. I think everyone in healthcare can definitely benefit from reading this book because it helps you think outside of your own culture and understand the importance of keeping people's differences in mind!”

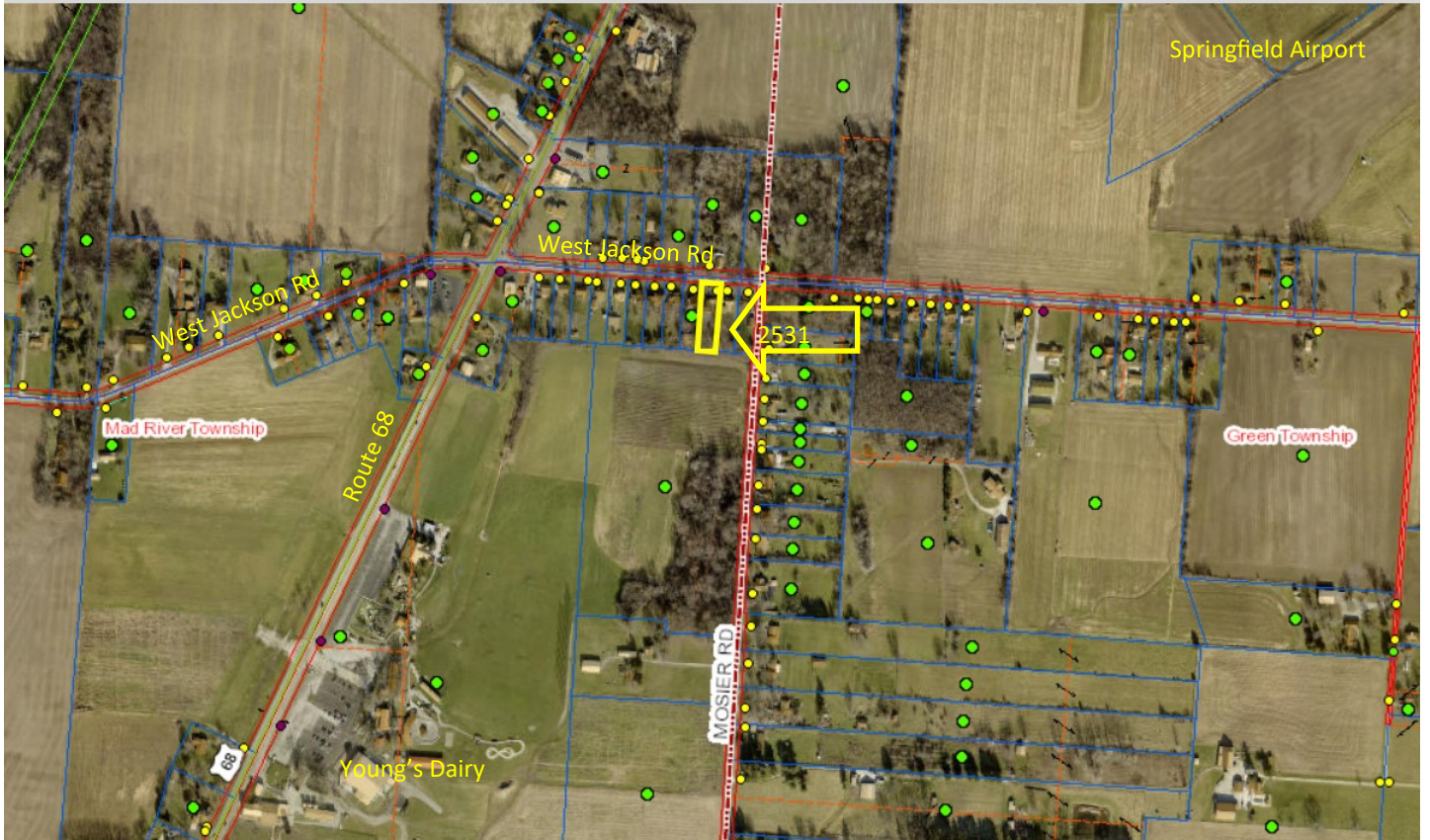
PROGRAM:	Feb'23	YTD '23	PROGRAM:	Feb'23	YTD '23	PROGRAM:	Feb'23	YTD '23
<b>C&amp;DD-Active:</b>			<b>DOMESTIC PREPAREDNESS:</b>			<b>FOOD-MOBILE:</b>		
Consultations	3	5	Complaints/Consultations	0	0	Consultations	4	7
Enforcement	0	0	Field Activity Hours (Clinics, Etc.)	0	0	Licenses Issued:		
Licenses, Permits, Orders Issued	0	0	Inspections/Re-Inspections	0	0	Food Establishment	8	8
Inspections &/or Re-Inspections	1	1	Sample/Re-Sample	0	0	Food Service	0	51
<b>C&amp;DD-Closed:</b>			Sample or Specimen Pick-Up/Delivery	0	0	Inspections-Standard	2	5
Consultations	0	0	Training-Given	0	0	Notices of Critical Viol.-Standard Insp.	0	0
Enforcement	0	0	Training-Received	1	1	Follow-Up Inspections	0	0
Inspections &/or Re-Inspections	0	0	<b>FOOD-RISK (144):</b>			Complaints Rec'd./Investigated/FU/Pend.	0	0
<b>CAMPGROUNDS (182):</b>			<b>PLAN REVIEW</b>	15	35	<b>FOOD-TEMPORARY:</b>		
Consultations	0	0	Consultations	1	5	Consultations	0	0
Licenses Issued	0	0	Licenses Issued:			Licenses Issued:		
Inspections-Standard	0	0	Food Establishment	0	183	Food Establishment	0	11
Licenses Issued-Temporary	0	0	Food Service	0	316	Food Service	6	6
Inspections-Temporary	0	0	Inspections-Food Establishment:			Inspections-Standard	15	18
Notices of Critical Viol.-Standard Insp.	0	0	Standard Inspections	11	48	Notices of Critical Viol.-Standard Insp.	0	0
Re-Inspections	0	0	PR Inspections	4	7	Follow-Up Inspections	0	0
Complaints Pending-Beg. Of Month	0		Notices of Critical Viol.-Stand./PR	0	0	Complaints Rec'd./Investigated/FU/Pend.	0	0
Complaints Rec'd.-Current Month	0	0	Follow-Up Inspections	9	22	<b>FOOD-VENDING:</b>		
Complaints Investigated:			Outbreak Investigations:	0	0	Consultations	0	0
Valid Complaints	0	0	Sample or Specimen Pick-Up/Delivery	0	0	Licenses Issued	41	41
Notices of Violation Sent	0	0	Inspection/Sample	0	0	Inspections-Standard	0	0
Summary Compliance Abated	0	0	Inspections-Food Service:			Inspections - Misc	0	0
Non-Valid Abated	0	0	Standard Inspections	26	123	Notices of Critical Viol.-Standard Insp.	0	0
Complaint Re-Inspections	0	0	CCP Inspections	9	64	Follow-Up Inspections	0	0
Complaints Pending-End of Month	0		Notices of Critical Viol.-Stand./CCP	0	0	Complaints Rec'd./Investigated/FU/Pend.	0	0
Outbreak Investigations	0	0	Follow-Up Inspections	44	69	<b>INDOOR AIR QUALITY:</b>		
Orders to Appear before CCCHD	0	0	Outbreak Investigations:	0	0	Consultations	9	18
BOH Orders Issued	0	0	Sample or Specimen Pick-Up/Delivery	0	0	Inspections &/or Re-Inspections	1	5
Citations to Appear before BOH	0	0	Inspection/Sample	0	0	<b>INFECTIOUS WASTE:</b>		
Plan Review	0	0	Complaints Pending-Beg. Of Month	4		Consultations	0	0
<b>CLEAN FILL OPERATION:</b>			Complaints Rec'd.-Current Month	3	12	Enforcement	0	0
Complaints	0	0	Complaints Investigated:			Inspections &/or Re-Inspections	0	0
Consultations	0	0	Valid Complaints	1	2	<b>INSECT/RODENT (146):</b>		
Enforcement	0	0	Notices of Violation Sent	0	0	<b>Bed Bugs:</b>		
NOITF, Orders Issued	0	0	Summary Compliance Abated	1	2	Consultations	2	7
Inspections &/or Re-Inspections	0	0	Non-Valid Abated	1	8	Inspections &/or Re-Inspections	0	0
<b>COMPOSTING FACILITY:</b>			Complaint Re-Inspections	2	4	Consultations-Insect/Rodent	0	0
Consultations	2	4	Complaints Pending-End of Month	5		Complaints Pending-Beg. Of Month	1	
Enforcement	0	0	Orders to Appear before CCCHD	0	0	Complaints Rec'd.-Current Month	0	0
Licenses, Permits, Orders Issued	0	0	BOH Orders Issued	0	0	Complaints Investigated:		
Inspections &/or Re-Inspections	2	2	Citations to Appear before BOH	0	0	Valid Complaints	0	0
			Citations into Court	0	0	Notices of Violation Sent	0	0

PROGRAM:	Feb'23	YTD '23	PROGRAM:	Feb'23	YTD '23	PROGRAM:	Feb'23	YTD '23
<b>INSECT/RODENT (cont'd.):</b>			<b>MERCURY (199):</b>			<b>NUISANCES-OTHER (cont'd.):</b>		
Summary Compliance Abated	0	0	Consultations	0	0	Complaint Re-Inspections	0	0
Non-Valid Abated	0	0	Enforcement/NOV	0	0	Complaints Pending-End of Month	0	
Complaint Re-Inspections	0	0	Inspections/Re-Inspections	0	0	Orders to Appear before CCCHD	0	0
Complaints Pending-End of Month			Complaints Rec'd	0	0	BOH Orders Issued	0	0
Orders to Appear before CCCHD	0	0	<b>MOLD:</b>			Citations to Appear before BOH	0	0
BOH Orders Issued	0	0	Consultations	5	30	Citations into Court	0	0
Citations to Appear before BOH	0	0	Inspections &/or Re-Inspections	0	0	<b>NUISANCES-WATER/UTILITIES (160):</b>		
Citations into Court	0	0	<b>MOTORCYCLE OHIO:</b>			Consultations	0	0
<b>JAIL:</b>			# of Classes Conducted	0	0	Complaints Pending-Beg. Of Month	19	
Complaints Rec'd./Investigated/FU/Pend.	0	2	<b># SUCCESSFULLY COMPLETED: MALE</b>	0	0	Complaints Rec'd.-Current Month	2	4
Consultations	0	0	FEMALE	0	0	Complaints Investigated:		
Enforcement	0	0	MINORS	0	0	Valid Complaints	2	4
Inspections	1	1	<b># DID NOT PASS: MALE</b>	0	0	Notices of Violation Sent	2	4
Inspection/Sample	0	0	FEMALE	0	0	Summary Compliance Abated	0	0
Re-Inspections	0	0	MINORS	0	0	Non-Valid Abated	0	0
Sample or Specimen Pick-Up/Delivery	0	0	<b># DROPPED OUT: MALE</b>	0	0	Complaint Re-Inspections	0	3
Outbreak Investigations	0	0	FEMALE	0	0	Complaints Pending-End of Month	18	
<b>LANDFILLS-CLOSED:</b>			MINORS	0	0	Orders to Appear before CCCHD	0	0
Consultations	0	0	<b>NUISANCES-GENERAL ANIMAL (147):</b>			BOH Orders Issued	0	0
Enforcement	0	0	Consultations	0	0	Citations to Appear before BOH	0	0
Inspections &/or Re-Inspections	0	0	Complaints Pending-Beg. Of Month	0		Citations into Court	0	0
<b>LEAD:</b>			Complaints Rec'd.-Current Month	2	2	<b>PLUMBING (141):</b>		
Consultations	2	5	Complaints Investigated:			<b>PLAN REVIEW</b>	6	23
<b>MAN. HOME PARK (180):</b>			Valid Complaints	1	1	Inspections	53	94
Consultations	0	0	Notices of Violation Sent	0	0	Finals	37	64
Inspections-Standard	0	0	Summary Compliance Abated	0	0	Permits	95	135
Notices of Critical Viol.-Standard Insp.	0	0	Non-Valid Abated	1	1	Registrations	40	187
Re-Inspections	0	0	Complaint Re-Inspections	0	0	Backflow Certifications	348	520
Complaints Pending-Beg. Of Month	1		Complaints Pending-End of Month	1		Consultations	11	23
Complaints Rec'd.-Current Month	0	1	Orders to Appear before CCCHD	0	0	Complaints Pending-Beg. Of Month	1	
Complaints Investigated:			BOH Orders Issued	0	0	Complaints Rec'd.-Current Month	0	0
Valid Complaints	0	1	Citations to Appear before BOH	0	0	Complaints Investigated:		
Notices of Violation Sent	0	0	Citations into Court	0	0	Valid Complaints	0	0
Summary Compliance Abated	0	0	<b>NUISANCES-OTHER (149):</b>			Notices of Violation Sent	0	0
Non-Valid Abated	0	0	Consultations	0	0	Summary Compliance Abated	0	0
Complaint Re-Inspections	0	2	Complaints Pending-Beg. Of Month	0		Non-Valid Abated	0	0
Complaints Pending-End of Month	1		Complaints Rec'd.-Current Month	0	0	Complaint Re-Inspections	0	0
Orders to Appear before CCCHD	0	0	Complaints Investigated:			Complaints Pending-End of Month	1	
BOH Orders Issued	0	0	Valid Complaints	0	0	Orders to Appear before CCCHD	0	0
Citations to Appear before BOH	0	0	Notices of Violation Sent	0	0	BOH Orders Issued	0	0
Citations into Court	0	0	Summary Compliance Abated	0	0	Citations to Appear before BOH	0	0
			Non-Valid Abated	0	0	Citations into Court	0	0

<b>PROGRAM:</b>	<b>Feb'23</b>	<b>YTD '23</b>	<b>PROGRAM:</b>	<b>Feb'23</b>	<b>YTD '23</b>	<b>PROGRAM:</b>	<b>Feb'23</b>	<b>YTD '23</b>
<b>RABIES CONTROL:</b>			Mercury Spills	0	0	<b>SMOKING:</b>		
Animal Bite Investigation	0	27	Orders to Appear before CCCHD	0	0	Administrative Review	0	0
Re-Inspections	0	0	BOH Orders Issued	0	0	Complaints	3	4
Consultations	1	1	Citations to Appear before BOH	0	0	Consultations	0	0
Sample or Specimen Pick-Up	0	4	Citations into Court	0	0	Fines	0	0
Sample or Specimen Delivery	1	1	<b>SCRAP TIRE ADDRESS:</b>			Investigations	1	2
Citations into Court	0	0	Consultations	2	4	Letters Sent - Notice of Report	3	4
<b>RADON:</b>			Enforcement	0	0	Letters Sent - Violation Warning	0	1
Consultations	2	4	Inspections	3	5	Letters Sent - Misc	1	1
<b>REAL ESTATE:</b>			<b>SEWAGE (143):</b>			<b>SOLID WASTE (142):</b>		
Consultations	0	0	Consultations	9	9	Hauler Registrations	1	9
Inspections - Well Only	1	1	Inspections:			Truck Registrations-w/Registration Fee	0	0
Inspections - Septic Only	3	4	Aerator Inspections	0	9	Truck Registrations-Additional Trucks	0	13
Inspections - Well & Septic	7	10	Dye Tests/Sampling	0	0	Truck Inspections	11	29
Re-Inspections	0	0	Finals (New/Repair)	0	8	Consultations	1	1
Sampling	15	18	1 Year Operation Inspections	0	38	Complaints Pending-Beg. Of Month	25	
Resampling	0	0	Site Approvals	0	11	Complaints Rec'd.-Current Month	16	29
<b>RECYCLING/TRANSFER STATION:</b>			Site Review Inspections	0	8	Complaints Investigated:		
Inspections	0	0	Subdivision Review Inspections	0	2	Valid Complaints	13	22
<b>ROUTINE WATER:</b>			Truck Inspections/Re-inspections	0	2	Notices of Violation Sent	16	28
Consultations	0	0	Licenses, Permits, Orders Issued:			Summary Compliance Abated	0	0
Sampling by CCCHD Staff	11	27	Site Review Applications	0	10	Non-Valid Abated	3	7
Sampling by Owner (Self)	11	21	Subdivision Review Applications	0	1	Complaint Re-Inspections	12	26
Inspections	5	5	Installation (New, Replace or Alter Permits)	0	11	Complaints Pending-End of Month	35	
Dye Tests	0	0	Operation Permits/Inspection Fees	0	32	Orders to Appear before CCCHD	0	0
<b>SALVAGE YARD:</b>			Site Approval Applications	0	1	BOH Orders Issued	0	0
Consultations	0	0	Sewage Installer Registrations	0	12	Citations to Appear before BOH	0	0
Enforcement	0	0	Service Provider Registrations	0	8	Citations into Court	0	0
Inspections	0	0	Septage Hauler Registrations/Trucks	0	15	<b>SWIMMING POOLS/SPAS (181):</b>		
<b>SCHOOL/PLAYGROUND (145):</b>			Variance Applications	0	0	Consultations	0	4
Consultations	1	4	Complaints Pending-Beg. Of Month	30		Licenses Issued	0	0
Inspections-Standard	8	10	Complaints Rec'd.-Current Month	3	7	Inspections-Standard	14	19
Re-Inspections	0	0	Complaints Investigated:			Notices of Critical Viol.-Standard Insp.	2	3
Complaints Pending-Beg. Of Month	0		Valid Complaints	3	4	Re-Inspections	5	5
Complaints Rec'd.-Current Month	0	0	Notices of Violation Sent	1	6	Complaints Pending-Beg. Of Month	0	
Complaints Investigated:			Summary Compliance Abated	0	1	Complaints Rec'd.-Current Month	0	0
Valid Complaints	0	0	Non-Valid Abated	0	2	Complaints Investigated:		
Notices of Violation Sent	0	0	Complaint Re-Inspections	0	14	Valid Complaints	0	0
Summary Compliance Abated	0	0	Complaints Pending-End of Month	30		Notices of Violation Sent	0	0
Non-Valid Abated	0	0	Orders to Appear before CCCHD	0	0	Summary Compliance Abated	0	0
Complaint Re-Inspections	0	0	BOH Orders Issued	0	0	Non-Valid Abated	0	0
Complaints Pending-End of Month	0		Citations to Appear before BOH	0	0	Complaint Re-Inspections	0	0
Outbreak Investigations	0	0	Citations into Court	0	0	Complaints Pending-End of Month	0	

PROGRAM:	Feb'23	YTD '23	PROGRAM:	Feb'23	YTD '23	PROGRAM:	Feb'23	YTD '23
<b>SWIMMING POOLS/SPAS (cont'd.):</b>			<b>WEST NILE VIRUS (198):</b>			<b>WEST NILE VIRUS (cont'd.):</b>		
Outbreak Investigations	0	0	Consultations	0	0	Orders to Appear before CCCHD	0	0
Orders to Appear before CCCHD	0	0	Complaints Pending-Beg. Of Month	0		BOH Orders Issued	0	0
BOH Orders Issued	0	0	Complaints Rec'd.-Current Month	0	0	Flyer/Information Distribution	0	0
<b>TOBACCO</b>	0	0	Complaints Investigated:			Treatments Applied	0	0
Licenses Issued	11	37	Valid Complaints	0	0	<b>MEETINGS/TRAINING:</b>		
<b>TATTOO/BODY PIERCING (171):</b>			Notices of Violation Sent	0	0	Meetings	21	42
Consultations	0	4	Summary Compliance Abated	0	0	Training-Given	0	10
Plan Review	0	7	Non-Valid Abated	0	0	Training-Received	18	51
Licenses Issued/*Temporary	1	9	Complaint Re-Inspections	0	0			
Inspections-Standand/*Temporary	0	3	Complaints Pending-End of Month	0				
Re-Inspections	0	0	<b>REPORTED ANIMAL BITES/ RABIES EXPOSURE:</b>	<b>Feb'23</b>			<b>Feb'22</b>	<b>Feb'22</b>
Complaints Pending-Beg. Of Month	0			<b>OWNED</b>	<b>UNOWNED</b>	<b>YTD 2023</b>	<b>OWNED</b>	<b>UNOWNED</b>
Complaints Rec'd.-Current Month	0	0	<b>DOG: Bite/Non-Bite/Other Events</b>	22	8	45	0	0
Complaints Investigated:			Total Persons Exposed	30		45		14
Valid Complaints	0	0	# People Rec. Post-Exposure	0		0		17
Notices of Violation Sent	0	0	# Vaccinated at Time of Incident	0		0	2	0
Summary Compliance Abated	0	0	# Sent to ODH-Negative	0		0	2	2
Non-Valid Abated	0	0	# Sent to ODH-Positive/*Unsat.	0		0	0	0
Complaint Re-Inspections	0	0	<b>CAT: Bite/Non-Bite/Other Events</b>	2	1	8	0	0
Complaints Pending-End of Month	0		Total Persons Exposed	3	0	8	0	0
Outbreak Investigations	0	0	# People Rec. Post-Exposure	0		0	0	0
Orders to Appear before CCCHD	0	0	# Vaccinated at Time of Incident	0		0	0	0
BOH Orders Issued	0	0	# Sent to ODH-Negative	0		0	0	0
Citations to Appear before BOH	0	0	# Sent to ODH-Positive/*Unsat.	0		0	0	0
Citations into Court (*Search Warr.)	0	0	<b>RACCOON:</b>					
			Bite/Non-Bite/Other Events		1	1		0
<b>VECTOR-BORNE (TICKS):</b>			Total Persons Exposed		1	1		0
Consultations	0	0	# People Rec. Post-Exposure		0	0		0
# Ticks Received	0	1	# Sent to ODH-Negative		0	0		0
# Ticks Sent to ODH	0	0	# Sent to ODH-Positive/*Unsat.		0	0		0
# Ticks Ident. by ODH/Pending	0	0	<b>BAT: Bite/Non-Bite/Other Events</b>		0	0		1
<b>WELLS (PWS):</b>			Total Persons Exposed		0	0		1
Consultations	0	0	# People Rec. Post-Exposure		0	0		0
Licenses/Permits/Orders Issued:			# Sent to ODH-Negative		0	0		1
Alterations	0	2	# Sent to ODH-Positive/*Unsat.		0	0		0
New	0	11	<b>OTHER:</b>					0
Sealing Permits	0	8	Bite/Non-Bite/Other Events		0	0		0
Inspections	0	25	Total Persons Exposed		0	0		0
PWS Contractor Inspections	0	0	# People Rec. Post-Exposure		0	0		0
Re-Inspections	0	0	# Sent to ODH-Negative		0	0		0
New Well Sampling	0	25	# Sent to ODH-Positive/*Unsat.		0	0		0
Dye Tests	0	1	<b>Cases Pending:</b>	<b>Dogs:</b>	9	<b>Cats:</b>	1	

# 2531 West Jackson Road





Measured Heating Oil In  
buried Tank 3/2/2023



Water in basement  
3/2/2023



Observing water at 2555  
W Jackosn 3/3/2023



Property owner confirmed plans to  
demolish structure and seal well and  
retain septic system. 3/8/2023



Water in basement drained out.

3/8/2023



Demolition begins

3/9/2023

Buried Oil Tank



Sealing well with bentonite clay

3/10/2023



Demolition contractor will remove concrete and backfill with soil.

3/10/2023





Clark County Combined Health District  
529 E. Home Road  
Springfield, Ohio 45503



**Public Health**  
Prevent. Promote. Protect.

Charles Patterson, Health Commissioner

For Immediate Release  
March 7, 2023

**Water samples being conducted in area of recent house fire**

*Bottled water being made available to residents within impacted*

**CLARK COUNTY** – The Clark County Combined Health District is investigating a complaint of contamination of ground water at 2531 West Jackson Road, Yellow Springs, 45387. The Health District has determined that surface water may have mixed with ground water through the well located in the basement. This is a result of the basement becoming flooded while the fire department put out a fire at the residence on March 1, 2023.

We are working with residents who live closest to 2531 West Jackson Road to determine the extent of the possible contamination. Water quality testing is being performed as needed.

The residents at the homes known to be affected have been advised to not use their well water to drink or bathe until it is known to be safe. The water at the affected residences has an unusual odor of smoke and a recent change in appearance. To ensure safe drinking water, bottled water is being made available to residents within the impacted area at the Husted Fire and EMS Department, 6215 Springfield-Xenia Road, 45502, between 6 a.m. and 6 p.m.

We are asking you to contact us with your name and telephone number and let us know if you notice any unusual change in odor or appearance with your water. This will allow us to reach out to you as necessary as our investigation proceeds. Please call (937) 717-2452. We look forward to addressing your questions or concerns.

**Clark County Combined Health District  
Early Childhood Division  
February 2023**

**Referrals**

Type of Referral	Current	FYTD
<b>Help Me Grow-Home Visiting</b> FY: July 1, 2022 - June 30, 2023	13	27
<b>Federal Home Visiting (MIECHV)</b> FY: October 1, 2022 - September 30, 2023	23	46
<b>Total Referrals For February</b>	<b>36</b>	<b>73</b>

Referral Sources	Current
Health District	2
Primary Caregiver	9
WIC	4
Other	21
<b>Total</b>	<b>36</b>

**Families Served in Home Visiting**

Program	Total Served	Target	%
Help Me Grow	65	91	71%
Federal (MIECHV)	105	132	80%

Home Visits	Current	FYTD
HMG-HV	101	733
MIECHV	152	524
<b>Total</b>	<b>253</b>	<b>1257</b>

**Moms Quit For Two:**

Activity	Referrals	Enrolled
Baby & Me Tobacco Free	4	3

**Safe Sleep Initiative:**

Activity	Served
Cribs For Kids	22

**Division Programs:**

**Help Me Grow-Ohio Healthy Families:** prenatal to age 3

**Cribs For Kids:** prenatal (last trimester) up to 1 year

**Moms Quit For Two** grant funds Baby & Me Tobacco Free: mom enrolls prenatally and can be served up to 1 year after birth of baby



## Health Planning Team: March 2023 Update

### Drug Overdose Prevention Program

#### One2One Update:

- **Second Harvest Food Bank (SHFB) Partnership:** Over the month of February, we gave out 36 food boxes to our clients.
- **Sheltered Inc. Partnership:** Over the month of February, we completed 3 housing referrals.
- **Department of Job and Family Services Partnership:** Over the month of February, we assisted 3 clients in completing applications for Medicaid and SNAP benefits.
- **One2One Needle Exchange:** stats from January and February has been delayed and were not available at the time of this report. Data will be reported in the next report.

#### Substance Abuse/DOP:

- The One2One team has created a partnership with Spero Health, a local outpatient and medicine assisted treatment provider, to complete on-site assessment for clients. A certified counselor will be on site on Thursdays to complete intake assessments and enroll them in the treatment program. The goal is to have clients, that choose to participate, to be fully enrolled in treatment before they leave One2One.
- We have continued to plan for this year's awareness campaign. The focus will be on the State's *OH Against OD* messaging. The campaign highlights the importance of harm reduction, naloxone distribution, and outlines the dangers fentanyl and other illicit substances. The campaign will include printed material, social media ads, and working with community partners to expand the reach of the campaign.

### Maternal Child Health Program (MP):

#### Objective 4: Adolescent Health

- Registration is now open for the upcoming Cooking Matters program. All Clark County families are eligible to participate. The classes will be held virtually on Thursday evenings from May 4<sup>th</sup> to June 8<sup>th</sup>. All participating families will receive a meal box prior to the class each week. We are working with community partners to promote the program through their networks and will be using CCCHD social media as well. We have capacity to serve 20 families and registration will be open until April 28<sup>th</sup>.



## Health Planning Team: March 2023 Update

### Safe Communities:

- Over the past month we participated in several community events to increase community awareness on the dangers of distracted driving and seat belt usage for both teens and adults.
- Provided local pizza places with stickers to be used during the Super Bowl Weekend. The stickers promote Driver Sober or Get Pulled over messaging and were put on the pizza boxes.



### Tobacco:

- Over the past month we have continued to build community partnerships. Ridgewood School, Clark County Education Center and Central State University Extension are 3 new recent



partnerships that have been created to collaborate on grant related work.

- The Cessation & Behavioral Health 3-month media campaigns have officially launched. Paid Cessation digital ads promoting the Ohio Tobacco Quit Line are now running for Springfield News Sun, Facebook, and streaming services Pandora and iHeart Radio. As of 3/6, total impressions from the streaming service ads have accumulated 3,171 impressions, achieved a reach of 2,157 users who reside in Clark County and 97.6% have watched the digital ad from beginning to end. The paid media will continue to run until April/May.

### Creating Healthy Communities (CHC):

- One of the strategies for this year's Creating Health Communities grant is supporting active commute initiatives at CCCHD and across the county. Some of the activities to be completed include:
  - Creating an Active Commute Policy for CCCHD
  - Working with the City of Springfield and the Clark County Transportation Coordination Council to distribute bike helmets to Clark County youth.
  - Promoting active commute week throughout Clark County.
- National Walk to Workday is the first Friday in April, we will be sending out promotional material throughout the county, and the health planners will be participating in walking to work.

## Health Planning Team: March 2023 Update

### **Lead-Safe Homes:**

- Received additional funding from ODH for this grant period. Funds will be used to implement a billboard campaign, purchase XRF tools (lead detection), and provide lead license training to local contractors.
  - LAMAR ad campaign begins 3/15/2023. CCCHD signed agreements for the first few months advertising on a major billboard downtown, another on I-70 and 12 smaller billboards running concurrently throughout the County. LAMAR has reserved the billboards for our use for 1-year.
  - Initial meetings held with two key nonprofit partners for expansion of our local lead licensed workers. Meeting with [1159 South Community Development Corporation](#) to explore possibilities. We held two meetings with [Opportunities for Individual Change \(OIC\) of Clark County](#). Both organizations will help recruit contractors and workers for our local ODH approved lead abatement contractor classes and both will likely have some of their own staff take the classes.
- Began a lead safe partnership with the Springfield City School District. Two meetings held, the first with the head of Behavioral Health Services who then linked us to the district's chief nurse and the head of Emotional Learning Supports. Both meeting highly productive and several invitations were extended to us to present to district staff and provide information to parents through multiple venues (e.g., parent teacher conferences, open houses, etc.)

**3 YEAR COMPARATIVE  
BIRTH DATA**

Birth Certificates Issued In Feb - 576

**4F**

<i>Total Births</i>	Jan	Feb	Mar	Apr	May	June	July	Aug	Sept	Oct	Nov	Dec	Y-T-D Total	Previous 12 Month Avg
2023	90	100											190	84
2022	79	90	88	88	79	105	101	106	88	76	83		983	88
2021	91	79	87	94	73	95	88	91	81	93	81	100	1,053	90
<b>No. of LBW Newborns</b>														
2023	7	10											17	6
2022	6	7	8	5	7	7	9	7	7	2	4		69	6
2021	9	4	8	10	6	7	5	1	5	6	5	7	73	7
2023	7.78%	10.00%											8.95%	7.27%
2022	7.59%	7.78%	9.09%	5.68%	8.86%	6.67%	8.91%	6.60%	7.95%	2.63%	4.82%		7.02%	6.94%
2021	9.89%	5.06%	9.20%	10.64%	8.22%	7.37%	5.68%	1.10%	6.17%	6.45%	6.17%	7.00%	6.93%	7.76%
<b>Mothers' Ages</b>														
<b>Age 0-14</b>														
2023	1	0											1	0.1
2022	1	0	0	0	0	0	0	0	0	0	0		1	0.3
2021	0	0	1	0	0	0	0	0	1	0	0	1	3	0.1
<b>Age 15-19</b>														
2023	9	7											16	8
2022	8	13	13	4	8	7	7	15	9	6	6		96	8
2021	11	7	11	9	7	9	5	9	3	6	5	13	95	9
<b>Age 20-24</b>														
2023	28	31											59	24
2022	30	19	27	21	25	31	28	23	27	28	21		280	28
2021	26	26	32	24	20	34	25	32	23	34	32	25	333	27
<b>Age 25+</b>														
2023	52	62											114	52
2022	40	58	48	63	46	67	66	68	52	42	56		606	52
2021	54	46	43	61	46	52	58	50	54	53	44	61	622	54

Feb

VITAL STATISTICS													
2023 DEATH REPORT													
Death Certificates Issued in FEB - 462													
<i>Cause of Death - 2023</i>	Jan	Feb	Mar	Apr	May	June	July	Aug	Sept	Oct	Nov	Dec	Y-T-D Total
Heart Disease	48	44											92
Cancer	18	12											30
Chronic Lower Respiratory Disease	7	3											10
Accidents	5	7											12
Cerebrovascular Disease	12	6											18
Alzheimer's Disease	12	3											15
Drug Intoxication	5	0											5
Diabetes	1	1											2
Influenza/Pneumonia	6	4											10
Kidney Related Disease	2	2											4
Septicemia	6	6											12
Suicide	2	1											3
Liver Disease/Cirrhosis	2	1											3
Hypertension	1	1											2
Parkinson's Disease	6	1											7
Other	30	22											52
Pending	6	2											8
<b>Totals</b>	<b>169</b>	<b>116</b>	<b>0</b>	<b>0</b>	<b>0</b>	<b>0</b>	<b>0</b>	<b>0</b>	<b>127</b>	<b>0</b>	<b>0</b>	<b>0</b>	<b>412</b>
<i>Causes of Death - 2022</i>	Jan	Feb	Mar	Apr	May	June	July	Aug	Sept	Oct	Nov	Dec	Y-T-D Total
Heart Disease	52	45	43	39	31	37	38	44	34	34	37	35	469
Cancer	18	19	28	27	19	22	17	22	16	20	17	20	245
Chronic Lower Respiratory Disease	8	6	4	9	9	5	6	15	4	3	4	9	82
Accidents	4	4	7	3	2	2	3	3	1	2	1	5	37
Cerebrovascular Disease	15	17	17	7	6	14	5	8	8	9	8	17	131
Alzheimer's Disease	14	11	11	5	12	8	5	6	5	7	11	31	126
Drug Intoxication	3	5	4	5	4	5	5	5	11	4	3	4	58
Diabetes	1	1	1	0	0	0	0	0	0	0	3	4	10
Influenza/Pneumonia	11	8	16	8	7	3	5	4	5	4	6	14	91
Kidney Related Disease	2	1	4	1	6	6	2	2	4	1	6	3	38
Septicemia	9	6	5	7	5	6	8	5	6	2	5	4	68
Suicide	1	2	2	2	2	2	1	0	3	1	0	3	19
Liver Disease/Cirrhosis	2	0	1	1	0	3	3	4	2	2	2	5	25
Hypertension	0	1	0	1	0	0	0	0	0	0	4	5	11
Parkinson's Disease	4	1	1	1	5	0	2	1	1	2	1	0	19
Other	83	80	33	20	14	19	15	17	27	18	15	13	354
Pending	0	0	0	0	0	0	0	0	0	4	7	0	11
<b>Totals</b>	<b>227</b>	<b>207</b>	<b>177</b>	<b>136</b>	<b>122</b>	<b>132</b>	<b>115</b>	<b>136</b>	<b>127</b>	<b>113</b>	<b>170</b>	<b>172</b>	<b>1,834</b>

**"Other" Causes of Death - FEBRUARY - 2023**

ALS	1
Bowel/Instestinal Obstruction	1
COVID	1
Failure to Thrive	2
MS	1
Multi-System Organ Failure	5
Premature birth	1
Respiratory Failure	10
<b>TOTAL</b>	<b>22</b>



03/10/2023

OHIO CASH BASIS REPORT FOR CLARK COUNTY  
PERIOD ENDING 02/28/2023

FUND	DESCRIPTION	BEGINNING	CURRENT	CURRENT	ENDING
		CASH BALANCE	RECEIPTS	EXPENDITURES	CASH BALANCE
		MONTH			YEAR
Custodial Fund					
8201	HEALTH DISTRICT	1,678,351.65	166,360.37	294,825.28	1,549,886.74
8202	FOOD SERVICE	7,131.81	165,766.87	23,511.05	149,387.63
8203	SOLID WASTE	1,822.68	35,500.00	1,178.82	36,143.86
8204	RECREATION PARKS & CAMPS	16,793.46	0.00	0.00	16,793.46
8205	WATER SYSTEMS	8,189.69	32,742.90	9,444.56	31,488.03
8206	SWIMMING POOL	16,979.60	0.00	80.00	16,899.60
8207	MOSQUITO CONTROL GRANT	2,638.22	0.00	0.00	2,638.22
8208	MEDICAID ADMIN CLAIM	184,152.73	0.00	13,445.31	170,707.42
8209	HIV GRANT	5,843.22	9,665.19	39.85	15,468.56
8211	DRUG OVERDOSE PREVENTION	14,428.32	0.00	14,605.89	(177.57)
8212	EARLY START GRANT	288,160.73	27,387.01	34,469.82	281,077.92
8213	CRIBS FOR KIDS	9,743.44	0.00	6,231.60	3,511.84
8214	IMMUNIZATION GRANT	40,819.45	0.00	4,485.21	36,334.24
8217	PLUMBING	115,659.45	14,489.50	16,853.79	113,295.16
8220	WIC	47,766.90	0.00	77,899.43	(30,132.53)
8222	VACCINE EQUITY GRANT	169.05	0.00	0.00	169.05
8223	COVID-19	34,955.26	0.00	0.00	34,955.26
8225	WATER POLLUTION CONTROL GRANT	103,941.77	1,669.00	56,750.00	48,860.77
8226	MOM QUIT FOR TWO	7,517.11	0.00	5,077.11	2,440.00
8227	SAFE COMMUNITIES GRANT	3,319.20	5,468.01	1,866.18	6,921.03
8228	TOBACCO USE PREVENTION	94,144.74	0.00	14,106.28	80,038.46
8229	CONTINGENCY	250,000.00	0.00	0.00	250,000.00
8231	COVID 19 VACCINATION GRANT FUND	18,686.49	0.00	0.00	18,686.49
8233	HL PREVENTION GRANT	5,387.81	0.00	2,204.46	3,183.35
8237	PUBLIC INFRASTRUCTURE	70,063.32	0.00	10,218.45	59,844.87
8238	SW NON DIST	21,681.78	125.00	150.00	21,656.78
8239	LEAVE ACCRUAL	27,550.01	0.00	0.00	27,550.01
8240	ENVIRONMENTAL SERVICES	35,959.06	208.00	12,112.06	24,055.00
8246	CD&D FUND	69,483.08	4,161.60	1,836.89	71,807.79
8247	WORKFORCE DEVELOPMENT	4,012.72	9,374.17	15,017.41	(1,630.52)
8248	SEWAGE TREATMENT SYSTEMS	19,187.20	3,540.00	8,413.94	14,313.26
8252	CONTACT TRACING	16,332.23	0.00	0.00	16,332.23
8257	FHV	3,117.72	0.00	38,168.15	(35,050.43)
8259	MSG GRANT	56,873.56	4,555.03	0.00	61,428.59
8260	HEALTH - CHC	41,282.66	0.00	6,438.58	34,844.08
8261	REPRODUCTIVE HEALTH AND WELLNESS (RHW)	83,132.98	51,669.58	33,657.09	101,145.47
8262	MATERNAL & CHILD HEALTH PROGRAM (MCHP)	60,519.31	0.00	6,617.09	53,902.22
8263	HAITIAN COMMUNITY CONNECTION	6,643.55	0.00	1,852.31	4,791.24
	Total Custodial Fund	3,472,441.96	532,682.23	711,556.61	3,293,567.58
Revolving and Clearing Accounts					
8299	CCCHD PAYROLL CLEARING FUND	10,929.34	0.00	(91,977.91)	102,907.25
	Total Revolving and Clearing Accounts	10,929.34	0.00	(91,977.91)	102,907.25
Total All Funds:		3,483,371.30	532,682.23	619,578.70	3,396,474.83

03/10/2023

REVENUE AND EXPENDITURE REPORT FOR CLARK COUNTY  
 PERIOD ENDING 02/28/2023

GL NUMBER	DESCRIPTION	2023 AMENDED BUDGET	ACTIVITY FOR MONTH 02/28/23	YTD BALANCE 02/28/2023
Fund 8201 - HEALTH DISTRICT				
Revenues				
Dept 810 - CCCHD				
8201-810-411100	TAXES - REAL ESTATE	2,056,304.00	0.00	0.00
8201-810-411300	TAXES - MANUFACTURED HOMES	4,468.00	0.00	0.00
8201-810-413100	TAXES - PERS PROPERTY	0.00	0.00	0.00
8201-810-421000	INTERGOVERNMENTAL	154,000.00	66,115.02	78,615.02
8201-810-422110	INTERGOVERNMENTAL - H/R	270,000.00	0.00	0.00
8201-810-431000	CHARGES FOR SERVICES	513,644.00	44,702.42	111,760.86
8201-810-451000	LICENSES & PERMITS	0.00	1,687.50	7,875.00
8201-810-481000	OTHER REVENUE	500,000.00	53,855.43	83,180.93
8201-810-520000	ADVANCES IN	46,000.00	0.00	0.00
8201-810-540000	TRANSFERS IN	210,000.00	0.00	0.00
Total Dept 810 - CCCHD		3,754,416.00	166,360.37	281,431.81
TOTAL REVENUES		3,754,416.00	166,360.37	281,431.81
Expenditures				
Dept 810 - CCCHD				
8201-810-702000	SALARIES - EMPLOYEES	1,774,180.00	131,942.63	284,079.26
8201-810-705250	COVID-19 PAYROLL RELATED EXPENSE	0.00	0.00	0.00
8201-810-711000	PERS	251,185.00	18,264.80	40,938.62
8201-810-712000	WORKERS COMPENSATION	35,884.00	0.00	0.00
8201-810-713000	UNEMPLOYMENT COMPENSATION	0.00	0.00	0.00
8201-810-714000	MEDICARE	26,016.00	1,925.13	4,177.49
8201-810-715000	DENTAL INSURANCE	19,710.25	3,281.07	3,725.35
8201-810-716000	LIFE INSURANCE	1,640.66	228.73	2,001.95
8201-810-717000	HEALTH INSURANCE	464,222.54	40,380.01	100,608.75
8201-810-718100	TRAINING & DEVELOPMENT	6,962.71	6.38	6.38
8201-810-718400	TRAVEL	17,221.41	1,807.26	1,930.28
8201-810-721000	OFFICE SUPPLIES	420,117.22	30,629.62	57,264.93
8201-810-732000	ADVERTISING & PRINTING	2,919.50	0.00	(18.40)
8201-810-736500	FEES - STATE	190,000.00	0.00	0.00
8201-810-737700	INSURANCE - PREMIUMS	0.00	0.00	0.00
8201-810-740000	CONTRACT SERVICES - REPAIRS	5,000.00	0.00	0.00
8201-810-744000	CONTRACT SERVICES	107,145.00	16,203.72	88,965.80
8201-810-745000	MAINTENANCE	27,429.73	7,817.54	8,632.75
8201-810-746000	RENTS & LEASES	13,788.16	418.52	662.98
8201-810-746200	UTILITIES	73,631.82	11,667.37	15,923.67
8201-810-746400	EQUIPMENT LEASE	0.00	0.00	0.00
8201-810-751000	SMALL EQUIPMENT	8,469.42	0.00	0.00
8201-810-752000	CAPITAL ASSET EXPENSES	0.00	0.00	0.00
8201-810-790000	OTHER EXPENSES	1,000.00	0.00	0.00
8201-810-791000	SPECIAL PURPOSE EXPENDITURE	0.00	0.00	0.00
8201-810-795100	REIMBURSEMENTS - GRANTS	0.00	0.00	0.00
8201-810-795900	REIMBURSEMENTS - OTHER	0.00	0.00	0.00
8201-810-796200	ADMINSTRATIVE COSTS	0.00	0.00	0.00
8201-810-797100	FEES - STATE	64,717.52	252.50	445.00
8201-810-798000	COVID-19 EXPENDITURES	0.00	0.00	0.00
8201-810-830000	ADVANCES OUT	46,000.00	0.00	96,900.00
8201-810-850000	TRANSFERS OUT	210,000.00	30,000.00	100,000.00
Total Dept 810 - CCCHD		3,767,240.94	294,825.28	806,244.81
TOTAL EXPENDITURES		3,767,240.94	294,825.28	806,244.81
Fund 8201 - HEALTH DISTRICT:				
TOTAL REVENUES		3,754,416.00	166,360.37	281,431.81
TOTAL EXPENDITURES		3,767,240.94	294,825.28	806,244.81
NET OF REVENUES & EXPENDITURES		(12,824.94)	(128,464.91)	(524,813.00)

03/10/2023

INVOICE GL DISTRIBUTION REPORT FOR CLARK COUNTY  
 INVOICE ENTRY DATES 02/01/2023 - 02/28/2023  
 BOTH JOURNALIZED AND UNJOURNALIZED  
 PAID

GL Number	Invoice Line Desc	Vendor	Amount
	Fund 8201 HEALTH DISTRICT		
Dept 810 CCCHD			
8201-810-717000	HRA 01/25/23 - 01/31/23	NAVIA BENEFITS SOLUTIONS	450.11
8201-810-717000	HRA 02/01/23 - 02/07/23	NAVIA BENEFITS SOLUTIONS	534.46
8201-810-718400	MILEAGE REIMBURSEMENT- JAN 2023	ANNETTE RUTTER	111.94
8201-810-718400	MILEAGE REIMBURSEMENT FOR JAN/FEB 2023	DANIEL VILMOND	70.76
8201-810-718400	MILEAGE AND CELL PHONE REIMBURSEMENT-JAN	KATINA KOUMOUTSOS	78.94
8201-810-718400	MILEAGE REIMBURSEMENT- JAN 2023	DOUG WYANDT	55.10
8201-810-718400	MILEAGE REIMBURSEMENT FOR JAN 2023	JO WINDON	24.94
8201-810-718400	MILEAGE REIMBURSEMENT FOR JAN 2023	RENEE E STEELE	194.30
8201-810-718400	MILEAGE REIMBURSEMENT FOR JAN 2023	SALIMAH BERRIEN	16.24
8201-810-718400	MILEAGE AND CELL PHONE REIMBURSEMENT- JAN	STEPHANIE JOHNSON	5.80
8201-810-718400	FUEL FOR STAFF VEHICLES ACCT: FB913	SUPERFLEET MASTERCARD PROGRAM	115.33
8201-810-721000	SUPPLIES - MAPHUB HOBBYIST FOR 12/29/22-	CARDMEMBER SERVICES	72.00
8201-810-721000	BOH MEETING LUNCHEON	CARDMEMBER SERVICES	100.00
8201-810-721000	PAYMENT FOR HONDA ACCT: 433458304	CARDMEMBER SERVICES	505.49
8201-810-721000	PAYMENT FOR HONDA ACCT: 433459515	CARDMEMBER SERVICES	505.39
8201-810-721000	SUPPLIES - STAMPS FOR CCCHD	CARDMEMBER SERVICES	25.20
8201-810-721000	PANERA LUNCHEON FOR PRESENTATION AT PRC	CARDMEMBER SERVICES	109.90
8201-810-721000	SPECTRUM PAYMENT TO ACCT 836328323054623	CARDMEMBER SERVICES	395.73
8201-810-721000	SUPPLIES - ENGRAVING BLANKS	CARDMEMBER SERVICES	43.27
8201-810-721000	MEDICAL WASTE TO BE DISPOSED FOR ALL FAC	SPECIAL WASTE SYSTEMS INC	435.00
8201-810-721000	MEDICAL WASTE DISPOSAL FOR HOME AND SV	SPECIAL WASTE SYSTEMS INC	310.00
8201-810-721000	UPS PAYMENT FOR CHECK TO BE SENT TO HOND	UNITED PARCEL SERVICE INC	54.55
8201-810-721000	CANVA SUSCRIPTION PURCHASE	CARDMEMBER SERVICES	119.40
8201-810-721000	GIFT CARDS FROM KROGER KASH	CARDMEMBER SERVICES	231.90
8201-810-721000	WALMART GIFT CARDS AS INCENTIVES/FOOD AS	CARDMEMBER SERVICES	200.00
8201-810-721000	FEDEX PURCHASE FOR CLARKE MOSQUITO CONTR	CARDMEMBER SERVICES	71.26
8201-810-721000	WESTERN UNION PAYMENT FOR HONDA FINANCIA	CARDMEMBER SERVICES	340.51
8201-810-721000	STATE OF OH BOARD OF PHARMACY PAYMENT FO	CARDMEMBER SERVICES	323.50
8201-810-721000	PAYMENT FOR SURVEYMONKEY	CARDMEMBER SERVICES	60.06
8201-810-721000	HARD DRIVES FOR DESKTOPS AND INTERNAL SS	CARDMEMBER SERVICES	399.97
8201-810-721000	GIFT CARDS FOR CMH PROGRAM	CARDMEMBER SERVICES	120.00
8201-810-721000	QUANTIFERON TB GOLD PLUS TESTING FOR CLI	PATHOLOGY LABORTORIES INC	118.35

8201-810-721000	1ST QTR CCTA MTG FOR 6 EMPLOYEES AND HEA	CLARK COUNTY TOWNSHIP ASSOC	150.00
8201-810-721000	SUPPLIES -SYPHILIS HEALTH CHECK RAPID TR	DIAGNOSTICS DIRECT	415.00
8201-810-721000	WALL CALENDAR/ 4-FT FOLDING TABLE GRAY/	CARDMEMBER SERVICES	116.22
8201-810-721000	(80) CASES OF COPY PAPER	STERLING DISTRIBUTION	3,992.00
8201-810-721000	PORTABLE STAND COMPATIBLE FOR IPADS	AMAZON CAPITAL SERVICES INC	102.54
8201-810-721000	SPARE INDOOR SECURITY CAMERA	AMAZON CAPITAL SERVICES INC	19.99
8201-810-721000	REPLACEMENT CPU COOLING FAN FOR DELL INS	AMAZON CAPITAL SERVICES INC	11.19
8201-810-721000	SUPPLIES-EASY TOUCH SYRINGES AND SILGAN	DAVE PURCHASE PROJECT/NASEN	730.00
8201-810-721000	HP 711 CYAN 3-PACK FOR PLOTTER	AMAZON CAPITAL SERVICES INC	74.00
8201-810-721000	CELL PHONE REIMBURSEMENT- JAN 2023	JENNIFER MICHAELSON	25.00
8201-810-721000	THE SPIRIT CATCHES YOU AND YOU FALL DOWN	AMAZON CAPITAL SERVICES INC	37.56
8201-810-721000	REPAIR TAPE PATCH WOOD FOR FURNITURE	AMAZON CAPITAL SERVICES INC	9.58
8201-810-721000	AMAZON BASIC LAPTOP AND SHOULDER BAG	AMAZON CAPITAL SERVICES INC	226.20
8201-810-721000	SUPPLIES- WINDOW SECURITY ENVELOPES	AMAZON CAPITAL SERVICES INC	29.99
8201-810-721000	SUPPLIES -SMALL STORAGE BASKETS	AMAZON CAPITAL SERVICES INC	17.55
8201-810-721000	DESK ORGANIZER WITH SLIDING DRAWER/ DRY	AMAZON CAPITAL SERVICES INC	224.61
8201-810-721000	SCEPTRE LED MONITOR WITH SPEAKERS	AMAZON CAPITAL SERVICES INC	311.88
8201-810-721000	EPSON COLOR DUPLEX DOC SCANNER FOR PC AN	AMAZON CAPITAL SERVICES INC	738.00
8201-810-721000	SUPPLIES-SYRINGES/TOURNIQUETS/ FENTANYL	DAVE PURCHASE PROJECT/NASEN	889.90
8201-810-721000	CELL PHONE REIMBURSEMENT - JAN 2023	TINA FISHER	25.00
8201-810-721000	SUPPLIES -MONITOR STAND	AMAZON CAPITAL SERVICES INC	30.00
8201-810-721000	SUPPLIES -MONITOR STAND	AMAZON CAPITAL SERVICES INC	4.59
8201-810-721000	SUPPLIES -PYRAZINAMIDE/ VITAMINB-6/ RIFA	CAPITAL WHOLESALE DRUG	248.56
8201-810-721000	SUPPLIES - GLUCOSE GEL 15GM (3 PACK)	MCKESSON MEDICAL-SURGICAL	27.79
8201-810-721000	SUPPLIES -GLUCOSE TAB TRUE PLUS 4GM RASP	MCKESSON MEDICAL-SURGICAL	14.88
8201-810-721000.CCHD8100036	VACCINES - TYPHIM	SANOFI PASTEUR INC	232.13
8201-810-721000.CCHD8100036	VACCINES -M-M-R II/VARIVAX/ STERILE DILU	MERCK SHARP & DOHME CORP	4,656.47
8201-810-721000.CCHD810LEAD	WATER BOTTLES FOR LUNCH AND LEARN	CARDMEMBER SERVICES	2.49
8201-810-721000.CCHD810LEAD	LEAD CLEANING KIT SUPPLIES	CARDMEMBER SERVICES	27.84
8201-810-721000.CCHD810LEAD	LEAD CLEANING KIT SUPPLIES	CARDMEMBER SERVICES	50.88
8201-810-721000.CCHD810LEAD	APP FOR CLINICAL LEAD LAB APPROVAL FOR S	TREASURER STATE OF OHIO	300.00
8201-810-721000.CCHD810LEAD	LEAD BILLBOARD ON SPRING ST	LAMAR COMPANIES	600.00
8201-810-721000.CCHD810LEAD	WATER FOR LEAD LUNCH AND LEARN	CARDMEMBER SERVICES	1.99
8201-810-721000.CCHD810LEAD	LEAD LUNCH AND LEARN	CARDMEMBER SERVICES	62.45
8201-810-721000.CCHD810LEAD	FLYERS AND BROCHURES FOR LEAD DEPT	BOX KING	2,110.00
8201-810-721000.CCHD810LEAD	CELL PHONE REIMBURSEMENT- JAN 2023	LESLIE VASQUEZ	25.00
8201-810-721000.CCHD810LEAD	LC II BLOOD LEAD TEST KIT, 48 TESTS	RYAN DIAGNOSTICS OF FLORIDA INC	823.00
8201-810-744000	CONTRACT SERVICES FOR FEB 2023	LAURA THOMPSON	379.00
8201-810-744000	CONTRACT SERVICES FOR FEB 2023	LAURA THOMPSON	221.00
8201-810-744000	CONTRACT SERVICES FOR JAN 2023	SHAHID BASHIR SPFLD PULMONARY	1,100.00
8201-810-744000	CONTRACT SERVICES FOR FEB 2023	SHAHID BASHIR SPFLD PULMONARY	1,100.00

8201-810-744000	MSP STANDARD PLUS OPTIONS FOR FIRST QUAR	TECHADVISORS	6,000.00
8201-810-744000	COMPLETE IT MANAGED SERVICES FOR FEB 202	BLUEPRINT CYBER ENGINEERING	6,750.00
8201-810-744000	MICROSOFT 365 BUSINESS FOR EMPLOYEES ACC	INSIGHT PUBLIC SECTOR INC	1,476.04
8201-810-744000	TELEPHONE INTERPRETATION SERVICES FOR 1/	PROPIO LANGUAGE SERVICES	68.00
8201-810-744000	CONTRACT SERVICES - COPIERS	PROSOURCE	7,124.73
8201-810-745000	MAINTENANCE WORKER FOR E HOME RD	CLARK CO BD OF DEVELOPMENTAL	136.00
8201-810-745000	DRUG TESTING FOR N SMITH	CITRAN OCCUPATIONAL HEALTH LLC	90.00
8201-810-745000	CAR WASH SERVICES FOR EMPLOYEE VEHICLES	FASTLANE WASH & LUBE	37.30
8201-810-745000	2022 BOARD MEMBER ATTENDANCE PAYMENT	RAYMOND S GRIFFITH	960.00
8201-810-745000	LEASE PAYMENT FOR HOME RD 3/13/23-6/12/2	QUADIENT LEASING USA INC	180.12
8201-810-745000	PREVENTATIVE MAINTENANCE PLAN FOR E HOME	HAUCK BROS INC	815.75
8201-810-745000	ANNUAL FEE FOR FAX SERVICES IN ECLINICAL	LOCAL PUBLIC HEALTH SERVICES	600.00
8201-810-745000	OFFSITE SHREDDING FOR HOME RD OFFICE	OHIO MOBILE SHREDDING LCC	66.72
8201-810-745000	MONTHLY MAINTENANCE FEE FOR JAN 2023	NAVIA BENEFITS SOLUTIONS	307.25
8201-810-745000	TRASH SERVICE FOR E HOME RD CUST: 120004	RUMPKE	237.85
8201-810-745000	PEST CONTROL AT WIC ON 2/8/23	A-1 ABLE PEST DOCTORS	40.00
8201-810-745000	SUPPLIES- WET MOPS/ MOPHEADS/ SAM DUST	MILLER'S TEXTILE SERVICE	38.59
8201-810-746200	EMPLOYEE CELL PHONES PLANS FOR NOV 2022	A T & T MOBILITY	3,208.59
8201-810-746200	ACCT:110013621757 ELEC FOR HOME RD	OHIO EDISON	2,332.65
8201-810-746200	ACCT:110013621757 ELEC FOR HOME RD	OHIO EDISON	276.84
8201-810-746200	ACCT: 110123835107 HOME RD SIGN	OHIO EDISON	86.55
8201-810-746200	ACCT 8363283230546232 - HOME RD PHONES	CHARTER COMMUNICATIONS	724.93
8201-810-746200	HOME RD INTERNET ACCT: 8363283230539112	CHARTER COMMUNICATIONS	578.00
8201-810-746200	ACCT 93734210814993- REFRIGERATOR LINE	A T & T	175.10
8201-810-746200	GAS FOR HOME RD ACCT: 132224510010009	COLUMBIA GAS OF OHIO	103.58
8201-810-746200	WATER/SEWER FOR HOME RD ACCT:82170-16515	CITY OF SPRINGFIELD	372.91
8201-810-790000	CHF CELEBRATES EVENT	COMMUNITY HEALTH FOUNDATION	140.00
8201-810-797100	BURIAL PERMIT FEES FOR 1/1/23-1/31/23	OHIO DIVISION OF REAL ESTATE	252.50
		Total For Dept 810 CCCHD	<u>59,543.68</u>
		Total For Fund 8201 HEALTH DISTRICT	<u><u>59,543.68</u></u>

Fund 8202 FOOD SERVICE

Dept 810 CCCHD  
 8202-810-718400  
 8202-810-718400  
 8202-810-718400  
 8202-810-718400  
 8202-810-718400  
 8202-810-721000  
 8202-810-721000  
 8202-810-721000  
 8202-810-721000  
 8202-810-736500  
 8202-810-736500

MILEAGE REIMBURSEMENT- JAN 2023  
 MILEAGE AND CELL PHONE REIMBURSEMENT- JA  
 MILEAGE REIMBURSEMENT- JAN 2023  
 MILEAGE AND CELL PHONE REIMBURSEMENT- JA  
 FUEL FOR STAFF VEHICLES ACCT: FB913  
 REGISTRATION FOR PRINCIPLES WORKSHOP 23  
 CELL PHONE REIMBURSEMENT- JAN 2023  
 MILEAGE REIMBURSEMENT-JAN 2023  
 CELL PHONE REIMBURSEMENT- JAN 2023  
 RETAIL FOOD ESTABLISHMENT STATE FEES FOR  
 FOOD SERVICE OPERATION STATE FEES FOR JA

ANNE KAUP-FETT 11.60  
 ELIZABETH DEWITT 40.08  
 EMILY GRIESER 34.22  
 MEGAN DAVIS 30.22  
 SUPERFLEET MASTERCARD PROGRAM 318.93  
 TREASURER STATE OF OHIO 40.00  
 DANIEL LYNCH 25.00  
 JENNIFER BAUGH 9.86  
 EMILY GRIESER 25.00  
 TREASURER STATE OF OHIO 28.00  
 TREASURER STATE OF OHIO 56.00  
 Total For Dept 810 CCCHD 618.91

Total For Fund 8202 FOOD SERVICE 618.91

Fund 8203 SOLID WASTE

Dept 810 CCCHD  
 8203-810-718400

MILEAGE REIMBURSEMENT FOR JAN 2023

DANIEL LYNCH 8.12  
 Total For Dept 810 CCCHD 8.12

Total For Fund 8203 SOLID WASTE 8.12

Fund 8205 WATER SYSTEMS

Dept 810 CCCHD

8205-810-718100	REGISTRATION FOR 76TH ANNUAL EDU CONFERE	OHIO ENVIRONMENTAL HEALTH ASSOC	175.00
8205-810-718100	REGISTRATION FOR 76TH ANNUAL EDU CONFERE	OHIO ENVIRONMENTAL HEALTH ASSOC	175.00
8205-810-744000	MASI	MOBILE ANALYTICAL SERVICES INC	17.15
8205-810-744000	MASI	MOBILE ANALYTICAL SERVICES INC	269.10
8205-810-744000	MASI	MOBILE ANALYTICAL SERVICES INC	59.80
8205-810-744000	MASI	MOBILE ANALYTICAL SERVICES INC	145.20
8205-810-744000	MASI	MOBILE ANALYTICAL SERVICES INC	102.90
8205-810-744000	MASI	MOBILE ANALYTICAL SERVICES INC	155.15
8205-810-744000	MASI	MOBILE ANALYTICAL SERVICES INC	35.55
8205-810-744000	MASI	MOBILE ANALYTICAL SERVICES INC	53.70
8205-810-744000	MASI	MOBILE ANALYTICAL SERVICES INC	72.80
8205-810-744000	MASI	MOBILE ANALYTICAL SERVICES INC	59.80
8205-810-744000	MASI	MOBILE ANALYTICAL SERVICES INC	29.90
8205-810-744000	MASI	MOBILE ANALYTICAL SERVICES INC	29.90
8205-810-744000	MASI	MOBILE ANALYTICAL SERVICES INC	155.15
8205-810-744000	MASI	MOBILE ANALYTICAL SERVICES INC	59.80
		Total For Dept 810 CCCHD	<u>1,595.90</u>

Total For Fund 8205 WATER SYSTEMS 1,595.90

Fund 8208 MEDICAID ADMIN CLAIM

Dept 810 CCCHD

8208-810-721000	INSTALL OF IWAVE-C ON ROOFTOP OF SOUTHER	HAUCK BROS INC	1,114.00
8208-810-721000	INSTALL OF IWAVE-C ON ROOFTOP OF SOUTHER	HAUCK BROS INC	258.00
8208-810-721000	MTHLY SERVICE AT SUNSET AVE	A-1 ABLE PEST DOCTORS	60.00
8208-810-721000	WEEKLY CARPET CLEANINGS FOR SUNSET AVE	ABSOLUTE CLEAN	400.00
8208-810-744000	EVAL/ESTIMATE FOR CCCHD HVAC PROJECT- CD	CRAIG E DILLON	1,500.00
8208-810-744000	INTERPRETATION/TRANSLATION SERVICES FOR	WENDY DEPUY	896.00
8208-810-744000	MSP STANDARD PLUS OPTIONS FOR FIRST QUAR	TECHADVISORS	23,645.90
8208-810-744000	MILEAGE AND CELL PHONE REIMBURSEMENT - J	EMILY THOMAS	27.90
8208-810-744000	STAFF HOURS AND BARCHARTS FOR TUTORING	CLARK CO LITERACY COALITION	383.88
8208-810-746200	GAS FOR SUNSET AVE ACCT:132224510050005	COLUMBIA GAS OF OHIO	170.54
8208-810-746200	ELEC FOR SUNSET AVE ACCT:110148671339	OHIO EDISON	183.03
8208-810-746200	WATER/SEWER FOR SUNSET AVE ACCT:736610-1	CITY OF SPRINGFIELD	(34.83)
8208-810-746200	INTERNET SERVICE FOR SUNSET AVE ACCT:106	CHARTER COMMUNICATIONS	64.98
8208-810-746200	ANNUAL SERVICE AGREEMENT FOR SUNSET AVE	A-1 ABLE PEST DOCTORS	676.80
		Total For Dept 810 CCCHD	<u>29,346.20</u>

Total For Fund 8208 MEDICAID ADMIN CLAIM 29,346.20

Dept 810 CCCHD 8209-810-745000	Fund 8209 HIV GRANT  ACCT 287289007766 EMPLOYEE PHONE PLANS N	A T & T MOBILITY Total For Dept 810 CCCHD	----- 39.85 39.85
		Total For Fund 8209 HIV GRANT	=====
			39.85
Dept 810 CCCHD 8211-810-721000	Fund 8211 DRUG OVERDOSE PREVENTION  MEETING OWL 3	CARDMEMBER SERVICES Total For Dept 810 CCCHD	----- 1,049.00 1,049.00
		Total For Fund 8211 DRUG OVERDOSE PREVENTION	=====
			1,049.00



Fund 8212 EARLY START GRANT

Dept 810 CCCHD

8212-810-718400	MILEAGE REIMBURSEMENT FOR JAN 2023	DAWN STASAK	16.24
8212-810-718400	MILEAGE REIMBURSEMENT FOR JAN 2023	KRISTINA FULK	73.66
8212-810-718400	MILEAGE REIMBURSEMENT FOR JAN 2023	MARCIA JOHNSON	3.48
8212-810-718400	MILEAGE REIMBURSEMENT FOR JAN 2023	ANTIONETTE PEREZ	95.70
8212-810-718400	MILEAGE AND CELL REIMBURSEMENT FOR DEC/	NATALIE OLIVER	57.84
8212-810-718400	MILEAGE REIMBURSEMENT FOR JAN 2023	KAREN BRUBAKER	77.72
8212-810-718400	MILEAGE REIMBURSEMENT FOR JAN 2023	MICHELINE DRUGMAN-DEWITT	3.48
8212-810-718400	MILEAGE REIMBURSEMENT FOR JAN 2023	PAM EGGLESTON	27.84
8212-810-718400	MILEAGE REIMBURSEMENT FOR JAN 2023	SARITA CONDORI CCAHUANA	41.76
8212-810-718400	MILEAGE REIMBURSEMENT FOR JAN 2023	SHEILA WATKINS	0.58
8212-810-721000	CASES OF DIAPERS AND WIPES FOR EARLY CHI	AMAZON CAPITAL SERVICES INC	3,318.20
8212-810-721000	KLEENEX/TOLIET TISSUE/LYSOL WIPES/AJAX F	QUILL CORPORATION	224.58
8212-810-721000	SUPPLIES- WET MOPS/ MOPHEADS/ SAM DUST	MILLER'S TEXTILE SERVICE	3.49
8212-810-745000	ACCT 287289007766 EMPLOYEE PHONE PLANS N	A T & T MOBILITY	441.07
8212-810-745000	MAINTENANCE WORKER FOR E HIGH ST FOR JAN	CLARK CO BD OF DEVELOPMENTAL	20.40
8212-810-745000	FIRE ALARM SERVICES FOR E HIGH ST- CUST	SHIVER SECURITY SYSTEMS INC	27.75
8212-810-745000	RESET UNIT WHERE IT TRIPPED AT E HIGH ST	HAUCK BROS INC	519.72
8212-810-745000	RESET UNIT WHERE IT TRIPPED ON LIMIT AT	HAUCK BROS INC	35.25
8212-810-745000	SNOW PLOWING AND SIDE WALK CLEANING FOR	GILLAM LANDSCAPING	47.25
8212-810-745000	MELT WALKS AND SERVICE SALT LOTS AT E HI	GILLAM LANDSCAPING	20.10
8212-810-745000	SERVICCE SALT LOTS/ICE MELT WALKS/SIDEWA	GILLAM LANDSCAPING	59.85
8212-810-745000	SERVICE TO SALT LOTS AND ICE MELT WALKS	GILLAM LANDSCAPING	20.10
8212-810-745000	OFFSITE SHREDDING FOR HIGH ST OFFICE	OHIO MOBILE SHREDDING LCC	7.32
8212-810-745000	INTERNET SERVICE FOR E HIGH ST ACCT:106	CHARTER COMMUNICATIONS	9.75
8212-810-745000	TRASH SERVICE FOR E HIGH ST CUST:1201264	RUMPKE	34.32
8212-810-745000	ANNUAL SERVICE AGREEMENT FOR HIGH ST P	A-1 ABLE PEST DOCTORS	135.36
8212-810-745000	ANNUAL SERVICE AGREEMENT FOR HIGH ST P	A-1 ABLE PEST DOCTORS	16.92
8212-810-746000	2685 E HIGH ST LEASE FOR MARCH 2023	COMMUNITY HEALTH FOUNDATION	713.90
8212-810-746200	GAS FOR E HIGH ST ACCT: 132224510030007	COLUMBIA GAS OF OHIO	135.42
8212-810-746200	ELEC FOR E HIGH ST ACCT: 110113007162	OHIO EDISON	179.30
8212-810-746200	WATER/SEWER FOR E HIGH ACCT:926360-47437	CITY OF SPRINGFIELD	25.17
		Total For Dept 810 CCCHD	<u>6,393.52</u>
		Total For Fund 8212 EARLY START GRANT	<u><u>6,393.52</u></u>

Fund 8213 CRIBS FOR KIDS

Dept 810 CCCHD

8213-810-721000	RESET UNIT WHERE IT TRIPPED ON LIMIT AT	HAUCK BROS INC	4.70
8213-810-721000	SERVICE SALT LOTS/ICE MELT WALKS/SIDEWA	GILLAM LANDSCAPING	7.98
8213-810-721000	SERVICE TO SALT LOTS AND ICE MELT WALKS	GILLAM LANDSCAPING	2.68
8213-810-721000	TRASH SERVICE FOR E HIGH ST CUST:1201264	RUMPKE	4.58
8213-810-721000	KLEENEX/TOILET TISSUE/LYSOL WIPES/AJAX F	QUILL CORPORATION	29.94
8213-810-721000	SUPPLIES- WET MOPS/ MOPHEADS/ SAM DUST	MILLER'S TEXTILE SERVICE	0.47
8213-810-746000	2685 E HIGH ST LEASE FOR MARCH 2023	COMMUNITY HEALTH FOUNDATION	95.19
8213-810-746200	MAINTENANCE WORKER FOR E HIGH ST FOR JAN	CLARK CO BD OF DEVELOPMENTAL	2.72
8213-810-746200	GAS FOR E HIGH ST ACCT: 132224510030007	COLUMBIA GAS OF OHIO	18.05
8213-810-746200	FIRE ALARM SERVICES FOR E HIGH ST- CUST	SHIVER SECURITY SYSTEMS INC	3.70
8213-810-746200	RESET UNIT WHERE IT TRIPPED AT E HIGH ST	HAUCK BROS INC	69.30
8213-810-746200	ELEC FOR E HIGH ST ACCT: 110113007162	OHIO EDISON	23.91
8213-810-746200	SNOW PLOWING AND SIDE WALK CLEANING FOR	GILLAM LANDSCAPING	6.30
8213-810-746200	OFFSITE SHREDDING FOR HIGH ST OFFICE	OHIO MOBILE SHREDDING LCC	0.97
8213-810-746200	INTERNET SERVICE FOR E HIGH ST ACCT:106	CHARTER COMMUNICATIONS	1.30
8213-810-746200	WATER/SEWER FOR E HIGH ACCT:926360-47437	CITY OF SPRINGFIELD	3.35
8213-810-746200	ANNUAL SERVICE AGREEMENT FOR HIGH ST P	A-1 ABLE PEST DOCTORS	18.05
8213-810-746200	ANNUAL SERVICE AGREEMENT FOR E HIGH ST F	A-1 ABLE PEST DOCTORS	2.26
		Total For Dept 810 CCCHD	<u>295.45</u>

Total For Fund 8213 CRIBS FOR KIDS

295.45

Fund 8217 PLUMBING

Dept 810 CCCHD

8217-810-718400	FUEL FOR STAFF VEHICLES ACCT: FB913	SUPERFLEET MASTERCARD PROGRAM	112.82
8217-810-721000	REFUND FOR 2 JOURNEYMAN NOT NEEDING REGI	NELSON STARK	100.00
8217-810-744000	SCOTT COLLINS PLUMBING SERVICES JAN 2023	GREENE COUNTY PUBLIC HEALTH	440.04
8217-810-744000	RICK JEWELL/PLUMBING INSPECTOR HRS AND M	CHAMPAIGN CO HEALTH DISTRICT	2,879.40
		Total For Dept 810 CCCHD	<u>3,532.26</u>

Total For Fund 8217 PLUMBING

3,532.26

Fund 8220 WIC

Dept 810 CCCHD

8220-810-721000	SUPPLIES -BABY WIPES AND DIAPERS	CARDMEMBER SERVICES	65.11
8220-810-721000	CHARACTER STICKERS FOR WIC	SMILEMAKERS	235.77
8220-810-721000	DEC 22 AND JAN 23 CELL PHONE REIMBURSEM	JAYNE LOFTIS	50.00
8220-810-721000	ENVELOPES/COLOR CARD STOCK/FEBREEZE/FLOO	AMAZON CAPITAL SERVICES INC	234.32
8220-810-721000	TAPE MEASURE SET OF 10 (2)	QUILL CORPORATION	19.08
8220-810-721000	VINYL DISPOSABLE GLOVES SIZE MEDIUM AND	QUILL CORPORATION	360.45
8220-810-721000	RY23 AAG AQUA MEDAL DESK 22X17 (10)	QUILL CORPORATION	259.90
8220-810-721000	SUPPLIES- WET MOPS/ MOPHEADS/ SAM DUST	MILLER'S TEXTILE SERVICE	15.13
8220-810-745000	ACCT 287289007766 EMPLOYEE PHONE PLANS N	A T & T MOBILITY	179.52
8220-810-745000	MAINTENANCE WORKER FOR E HIGH ST FOR JAN	CLARK CO BD OF DEVELOPMENTAL	88.40
8220-810-745000	FIRE ALARM SERVICES FOR E HIGH ST- CUST	SHIVER SECURITY SYSTEMS INC	120.25
8220-810-745000	RESET UNIT WHERE IT TRIPPED AT E HIGH ST	HAUCK BROS INC	2,252.10
8220-810-745000	RESET UNIT WHERE IT TRIPPED ON LIMIT AT	HAUCK BROS INC	152.75
8220-810-745000	SNOW PLOWING AND SIDE WALK CLEANING FOR	GILLAM LANDSCAPING	204.75
8220-810-745000	MELT WALKS AND SERVICE SALT LOTS AT E HI	GILLAM LANDSCAPING	87.10
8220-810-745000	SERVICCE SALT LOTS/ICE MELT WALKS/SIDEWA	GILLAM LANDSCAPING	259.35
8220-810-745000	SERVICE TO SALT LOTS AND ICE MELT WALKS	GILLAM LANDSCAPING	87.10
8220-810-745000	OFFSITE SHREDDING FOR HIGH ST OFFICE	OHIO MOBILE SHREDDING LCC	31.72
8220-810-745000	INTERNET SERVICE FOR E HIGH ST ACCT:106	CHARTER COMMUNICATIONS	42.23
8220-810-745000	TRASH SERVICE FOR E HIGH ST CUST:1201264	RUMPKE	148.70
8220-810-745000	ANNUAL SERVICE AGREEMENT FOR HIGH ST P	A-1 ABLE PEST DOCTORS	586.56
8220-810-745000	ANNUAL SERVICE AGREEMENT FOR HIGH ST P	A-1 ABLE PEST DOCTORS	73.32
8220-810-745000	KLEENEX/TOILET TISSUE/LYSOL WIPES/AJAX F	QUILL CORPORATION	973.21
8220-810-746000	2685 E HIGH ST LEASE FOR MARCH 2023	COMMUNITY HEALTH FOUNDATION	3,093.60
8220-810-746200	ACCT 130448804-NC PHONES AND INTERNET	A T & T	179.05
8220-810-746200	GAS FOR E HIGH ST ACCT: 132224510030007	COLUMBIA GAS OF OHIO	586.78
8220-810-746200	ELEC FOR E HIGH ST ACCT: 110113007162	OHIO EDISON	777.00
8220-810-746200	WATER/SEWER FOR E HIGH ACCT:926360-47437	CITY OF SPRINGFIELD	109.02
		Total For Dept 810 CCCHD	<u>11,272.27</u>
		Total For Fund 8220 WIC	<u><u>11,272.27</u></u>

Fund 8225 WATER POLLUTION CONTROL GRANT

Dept 810 CCCHD  
 8225-810-744000  
 8225-810-744000  
 8225-810-744000  
 8225-810-744000  
 8225-810-744000  
 8225-810-744000

2915 HILLDALE RD FOR NEW D-BOX INSTALLED  
 2911 POPLAR DR PERMITS/MATERIALS/LABOR F  
 5587 DAYTON SPFLD RD- MOUND SEWAGE SYSTE  
 6890 CLYMER RD- SEWAGE SYSTEM DESIGN  
 190 MEADOW LN NEW SEPTIC INSTALLATION  
 10391 PLATTSBURG RD-INSTALL NEW AERATION

PG EXCAVATING LLC 4,950.00  
 H & S EXCAVATING LLC 20,000.00  
 SOIL & ENVIRONMENT CONSULTING 1,260.00  
 SOIL & ENVIRONMENT CONSULTING 1,110.00  
 HARROD SEPTIC SOLUTIONS 17,000.00  
 HARROD SEPTIC SOLUTIONS 16,500.00  
 Total For Dept 810 CCCHD 60,820.00

Total For Fund 8225 WATER POLLUTION CONTROL GRANT 60,820.00

Fund 8226 MOM QUIT FOR TWO

Dept 810 CCCHD  
 8226-810-721000  
 8226-810-721000  
 8226-810-721000  
 8226-810-721000  
 8226-810-721000  
 8226-810-745000  
 8226-810-745000  
 8226-810-745000  
 8226-810-745000  
 8226-810-745000  
 8226-810-745000  
 8226-810-745000  
 8226-810-745000  
 8226-810-746000  
 8226-810-746000  
 8226-810-746200  
 8226-810-746200  
 8226-810-746200  
 8226-810-746200  
 8226-810-746200  
 8226-810-746200  
 8226-810-746200

RESET UNIT WHERE IT TRIPPED ON LIMIT AT  
 MELT WALKS AND SERVICE SALT LOTS AT E HI  
 TRASH SERVICE FOR E HIGH ST CUST:1201264  
 KLEENEX/TOILET TISSUE/LYSOL WIPES/AJAX F  
 SUPPLIES- WET MOPS/ MOPHEADS/ SAM DUST  
 MAINTENANCE WORKER FOR E HIGH ST FOR JAN  
 FIRE ALARM SERVICES FOR E HIGH ST- CUST  
 SNOW PLOWING AND SIDE WALK CLEANING FOR  
 MELT WALKS AND SERVICE SALT LOTS AT E HI  
 SERVICE SALT LOTS/ICE MELT WALKS/SIDEWA  
 SERVICE TO SALT LOTS AND ICE MELT WALKS  
 OFFSITE SHREDDING FOR HIGH ST OFFICE  
 2685 E HIGH ST LEASE FOR MARCH 2023  
 2685 E HIGH ST LEASE FOR MARCH 2023  
 GAS FOR E HIGH ST ACCT: 132224510030007  
 RESET UNIT WHERE IT TRIPPED AT E HIGH ST  
 ELEC FOR E HIGH ST ACCT: 110113007162  
 INTERNET SERVICE FOR E HIGH ST ACCT:106  
 WATER/SEWER FOR E HIGH ACCT:926360-47437  
 ANNUAL SERVICE AGREEMENT FOR HIGH ST P  
 ANNUAL SERVICE AGREEMENT FOR E HIGH ST F

HAUCK BROS INC 4.70  
 GILLAM LANDSCAPING 2.68  
 RUMPKE 4.58  
 QUILL CORPORATION 29.94  
 MILLER'S TEXTILE SERVICE 0.47  
 CLARK CO BD OF DEVELOPMENTAL 2.72  
 SHIVER SECURITY SYSTEMS INC 3.70  
 GILLAM LANDSCAPING 6.30  
 GILLAM LANDSCAPING 2.68  
 GILLAM LANDSCAPING 7.98  
 GILLAM LANDSCAPING 2.68  
 OHIO MOBILE SHREDDING LCC 0.97  
 COMMUNITY HEALTH FOUNDATION 90.99  
 COMMUNITY HEALTH FOUNDATION 4.20  
 COLUMBIA GAS OF OHIO 18.05  
 HAUCK BROS INC 69.30  
 OHIO EDISON 23.91  
 CHARTER COMMUNICATIONS 1.30  
 CITY OF SPRINGFIELD 3.35  
 A-1 ABLE PEST DOCTORS 18.05  
 A-1 ABLE PEST DOCTORS 2.26  
 Total For Dept 810 CCCHD 300.81

Total For Fund 8226 MOM QUIT FOR TWO 300.81

	Fund 8227 SAFE COMMUNITIES GRANT		
Dept 810 CCCHD			
8227-810-745000	2 DOUBLE INSIDE BOOTH RENTALS FOR CLARK	CLARK COUNTY AGRICULTURAL	600.00
		Total For Dept 810 CCCHD	----- 600.00
		Total For Fund 8227 SAFE COMMUNITIES GRANT	=====
			600.00
	Fund 8228 TOBACCO USE PREVENTION		
Dept 810 CCCHD			
8228-810-721000	SAFE COMMUNITIES SUPER BOWL STICKERS	BOX KING	470.00
8228-810-721000	THINKFAST INTERACTIVE FOR HAYWARD	TJOHNE PRODUCTIONS INC	2,024.00
8228-810-721000	THINKFAST INTERACTIVE FOR GLOBAL STEM	TJOHNE PRODUCTIONS INC	2,287.00
8228-810-721000	THINKFAST INTERACTIVE FOR GLOBAL STEM	TJOHNE PRODUCTIONS INC	213.00
8228-810-721000	CELL PHONE REIMBURSEMENT- JAN 2023	ASHLEY SEIBERT	25.00
8228-810-744000	THINKFAST INTERACTIVE FOR SHAWNEE	TJOHNE PRODUCTIONS INC	2,500.00
8228-810-744000	THINKFAST INTERACTIVE FOR HAYWARD	TJOHNE PRODUCTIONS INC	476.00
		Total For Dept 810 CCCHD	----- 7,995.00
		Total For Fund 8228 TOBACCO USE PREVENTION	=====
			7,995.00
	Fund 8237 PUBLIC INFRASTRUCTURE		
Dept 810 CCCHD			
8237-810-718400	MILEAGE AND CELL PHONE REIMBURSEMENT- JAN	STEPHANIE JOHNSON	36.38
8237-810-721000	CELL PHONE REIMBURSEMENT FOR FEB 2023	CHRIS COOK	30.00
		Total For Dept 810 CCCHD	----- 66.38
		Total For Fund 8237 PUBLIC INFRASTRUCTURE	=====
			66.38
	Fund 8238 SW NON DIST		
Dept 810 CCCHD			
8238-810-744000	CITY PERMITS FOR SOLID WASTE VINYL	MACRAY CO LLC	150.00
		Total For Dept 810 CCCHD	----- 150.00
		Total For Fund 8238 SW NON DIST	=====
			150.00

Fund 8240 ENVIRONMENTAL SERVICES

Dept 810 CCCHD  
 8240-810-718100  
 8240-810-718100  
 8240-810-718400  
 8240-810-721000

ENVIRONMENTAL STAFF REGISTRATION FOR MID  
 REGISTRATION FOR 76TH ANNUAL EDU CONFERE  
 FUEL FOR STAFF VEHICLES ACCT: FB913  
 NULAXY LAPTOP STAND FOR DESK

TREASURER STATE OF OHIO	160.00
OHIO ENVIRONMENTAL HEALTH ASSOC	140.00
SUPERFLEET MASTERCARD PROGRAM	93.00
AMAZON CAPITAL SERVICES INC	99.98
Total For Dept 810 CCCHD	<u>492.98</u>

Total For Fund 8240 ENVIRONMENTAL SERVICES	<u><u>492.98</u></u>
--	----------------------

Fund 8248 SEWAGE TREATMENT SYSTEMS

Dept 810 CCCHD  
 8248-810-736500  
 8248-810-795900

SEWAGE TREATMENT SYSTEMS PERMIT FEES-JAN  
 REFUND FOR PAID SEPTIC INSPECTION AT 735

TREASURER STATE OF OHIO	444.00
KRISTEN BAURLE	115.00
Total For Dept 810 CCCHD	<u>559.00</u>

Total For Fund 8248 SEWAGE TREATMENT SYSTEMS	<u><u>559.00</u></u>
--	----------------------

Fund 8257 FHV

Dept 810 CCCHD

8257-810-718400	MILEAGE REIMBURSEMENT FOR JAN 2023	DEEDRA WADE	117.74
8257-810-718400	MILEAGE REIMBURSEMENT FOR JAN 2023	DONNA PHIPPS	8.70
8257-810-718400	MILEAGE REIMBURSEMENT FOR JAN 2023	DAWN STASAK	9.28
8257-810-718400	MILEAGE REIMBURSEMENT FOR JAN 2023	KRISTINA FULK	44.08
8257-810-718400	MILEAGE REIMBURSEMENT FOR JAN 2023	MARCIA JOHNSON	135.72
8257-810-718400	MILEAGE REIMBURSEMENT FOR JAN 2023	ANTIONETTE PEREZ	26.10
8257-810-718400	MILEAGE REIMBURSEMENT FOR JAN 2023	JERICA SAGE	25.52
8257-810-718400	MILEAGE AND CELL REIMBURSEMENT FOR DEC/	NATALIE OLIVER	8.12
8257-810-718400	MILEAGE REIMBURSEMENT FOR JAN 2023	KAREN BRUBAKER	19.14
8257-810-718400	MILEAGE REIMBURSEMENT FOR JAN 2023	MICHELINE DRUGMAN-DEWITT	36.54
8257-810-718400	MILEAGE REIMBURSEMENT FOR JAN 2023	PAM EGGLESTON	177.48
8257-810-718400	MILEAGE REIMBURSEMENT FOR JAN 2023	SARITA CONDORI CCAHUANA	30.74
8257-810-718400	MILEAGE REIMBURSEMENT FOR JAN 2023	SHEILA WATKINS	84.68
8257-810-721000	WESCOTT 18" TRIMAIR ANTI-MICROBIAL WOOD	AMAZON CAPITAL SERVICES INC	81.22
8257-810-721000	SUPPLIES- WET MOPS/ MOPHEADS/ SAM DUST	MILLER'S TEXTILE SERVICE	3.72
8257-810-745000	MAINTENANCE WORKER FOR E HIGH ST FOR JAN	CLARK CO BD OF DEVELOPMENTAL	21.76
8257-810-745000	FIRE ALARM SERVICES FOR E HIGH ST- CUST	SHIVER SECURITY SYSTEMS INC	29.60
8257-810-745000	RESET UNIT WHERE IT TRIPPED AT E HIGH ST	HAUCK BROS INC	554.36
8257-810-745000	RESET UNIT WHERE IT TRIPPED ON LIMIT AT	HAUCK BROS INC	37.60
8257-810-745000	SNOW PLOWING AND SIDE WALK CLEANING FOR	GILLAM LANDSCAPING	50.40
8257-810-745000	MELT WALKS AND SERVICE SALT LOTS AT E HI	GILLAM LANDSCAPING	21.44
8257-810-745000	SERVICE SALT LOTS/ICE MELT WALKS/SIDEWA	GILLAM LANDSCAPING	63.84
8257-810-745000	SERVICE TO SALT LOTS AND ICE MELT WALKS	GILLAM LANDSCAPING	21.44
8257-810-745000	OFFSITE SHREDDING FOR HIGH ST OFFICE	OHIO MOBILE SHREDDING LCC	7.82
8257-810-745000	INTERNET SERVICE FOR E HIGH ST ACCT:106	CHARTER COMMUNICATIONS	10.40
8257-810-745000	TRASH SERVICE FOR E HIGH ST CUST:1201264	RUMPKE	36.60
8257-810-745000	ANNUAL SERVICE AGREEMENT FOR HIGH ST P	A-1 ABLE PEST DOCTORS	144.38
8257-810-745000	ANNUAL SERVICE AGREEMENT FOR HIGH ST P	A-1 ABLE PEST DOCTORS	18.04
8257-810-745000	KLEENEX/TOILET TISSUE/LYSOL WIPES/AJAX F	QUILL CORPORATION	239.56
8257-810-746000	2685 E HIGH ST LEASE FOR MARCH 2023	COMMUNITY HEALTH FOUNDATION	615.65
8257-810-746000	2685 E HIGH ST LEASE FOR MARCH 2023	COMMUNITY HEALTH FOUNDATION	145.85
8257-810-746200	GAS FOR E HIGH ST ACCT: 132224510030007	COLUMBIA GAS OF OHIO	144.44
8257-810-746200	ELEC FOR E HIGH ST ACCT: 110113007162	OHIO EDISON	191.26
8257-810-746200	WATER/SEWER FOR E HIGH ACCT:926360-47437	CITY OF SPRINGFIELD	26.84
		Total For Dept 810 CCCHD	<u>3,190.06</u>
		Total For Fund 8257 FHV	<u><u>3,190.06</u></u>

	Fund 8261 REPRODUCTIVE HEALTH AND WELLNESS (RHW)		
Dept 810 CCCHD			
8261-810-718400	MILEAGE REIMBURSEMENT FOR JAN 2023	SALIMAH BERRIEN	2.32
8261-810-721000	ACCT 287289007766 EMPLOYEE PHONE PLANS N	A T & T MOBILITY	39.85
8261-810-721000	NITROFURANTOIN/ ACYCLOVIR/ PRENATAL VITA	CAPITAL WHOLESALE DRUG	37.21
8261-810-721000	SUPPLIES - BICILLIN L-A	CAPITAL WHOLESALE DRUG	4.00
8261-810-721000	CT CONTROLS AND GC CONTROLS FOR RHW	MCKESSON MEDICAL-SURGICAL	783.72
8261-810-741000	WEBSITE HOSTING/SUPPORT/MAINTENANCE FOR	CDSPRINT	800.00
		Total For Dept 810 CCCHD	<u>1,667.10</u>
		Total For Fund 8261 REPRODUCTIVE HEALTH AND WELLN	<u><u>1,667.10</u></u>
	Fund 8262 MATERNAL & CHILD HEALTH PROGRAM (MCHP)		
Dept 810 CCCHD			
8262-810-721000	INFANT VITALITY COORDINATOR MTHLY PAYMEN	ANNMARIE SCHMERSAL	1,756.72
8262-810-745000	INFANT VITALITY COORDINATOR MTHLY PAYMEN	ANNMARIE SCHMERSAL	868.28
		Total For Dept 810 CCCHD	<u>2,625.00</u>
		Total For Fund 8262 MATERNAL & CHILD HEALTH PROGR	<u><u>2,625.00</u></u>
	Fund 8299 CCCHD PAYROLL CLEARING FUND		
Dept 810 CCCHD			
8299-810-715000	DENTAL PREMIUMS - MARCH	MEDICAL MUTUAL	2,830.38
8299-810-716000	SUPP LIFE INSURANCE	AMERICAN UNITED LIFE INSURANCE COMP	1,903.68
8299-810-717000	HEALTH PREMIUMS - MARCH 2023	ANTHEM BLUE CROSS & BLUE SHIELD	89,261.68
8299-810-717000	HRA 02/08/23 - 02/14/23	NAVIA BENEFITS SOLUTIONS	448.41
8299-810-737700	VISION PREMIUMS - FEBRUARY 2023	PRO BENEFITS ADMINISTRATORS	324.64
8299-810-737700	VISION PREMIUMS - FEBRUARY 2023	PRO BENEFITS ADMINISTRATORS	313.20
8299-810-737700	VISION PREMIUMS - MARCH 2023	PRO BENEFITS ADMINISTRATORS	641.88
		Total For Dept 810 CCCHD	<u>95,723.87</u>
		Total For Fund 8299 CCCHD PAYROLL CLEARING FUND	<u><u>95,723.87</u></u>



Fund Totals:

59,543.68  
618.91  
8.12  
1,595.90  
29,346.20  
39.85  
1,049.00  
6,393.52  
295.45  
3,532.26  
11,272.27  
60,820.00  
300.81  
600.00  
7,995.00  
66.38  
150.00  
492.98  
559.00  
3,190.06  
1,667.10  
2,625.00  
95,723.87

---

---

287,885.36

The following transfers will be made after approval by the Board of Health at the March 2023 Board meeting.

**Transfer:** From the General Revenue fund to the Sewage Treatment fund (budgeted). \$20,000

The following advances will be made after approval by the Board of Health at the March 2023 Board of Health Meeting.

**Advance:** From the General Revenue fund to the Drug Overdose Prevention fund (budgeted). \$200

**Advance:** From the General Revenue fund to the Workforce Development fund (budgeted). \$10,000.

**Advance:** From the General Revenue fund to the WIC fund (budgeted). \$40,000



1378 Titus Road—Springfield Township, OH

November 16, 2022

Page 1 of 5



1378 Titus Road—Springfield Township, OH

November 16, 2022

Page 2 of 5



November 16, 2022 2:11 PM



November 16, 2022 2:13 PM

1378 Titus Road—Springfield Township, OH

November 16, 2022

Page 3 of 5



1378 Titus Road—Springfield Township, OH

November 16, 2022

Page 4 of 5



1378 Titus Road—Springfield  
Township, OH

November 16, 2022

Page 5 of 5



**Clark County Combined Health District  
2024 ORIGINAL BUDGET**

8201 - General Fund

ESTIMATED REVENUES	3,947,288
SALARIES & BENEFITS	2,161,279
OTHER EXPENSES	1,218,419
<b>TOTAL - GENERAL FUND</b>	<b>7,326,986</b>

8202 - FOOD SERVICE

ESTIMATED REVENUES	246,670
SALARIES & BENEFITS	195,418
OTHER EXPENSES	37,450
<b>TOTAL - FOOD SERVICE</b>	<b>479,538</b>

8203 - SOLID WASTE

ESTIMATED REVENUES	138,000
SALARIES & BENEFITS	121,323
OTHER EXPENSES	6,708
<b>TOTAL - SOLID WASTE</b>	<b>266,031</b>

8204 - RECREATION PARKS AND CAMP

ESTIMATED REVENUES	10,100
SALARIES & BENEFITS	4,330
OTHER EXPENSES	770
<b>TOTAL - RECREATION PARKS AND CAMP</b>	<b>15,200</b>

8205- WATER

ESTIMATED REVENUES	109,200
SALARIES & BENEFITS	76,374
OTHER EXPENSES	30,986
<b>TOTAL - WATER</b>	<b>216,560</b>

8206 - POOLS

ESTIMATED REVENUES	16,576
SALARIES & BENEFITS	5,365
OTHER EXPENSES	600

**TOTAL - POOLS** 22,541

8207 - MOSQUITO

ESTIMATED REVENUES	21,150
SALARIES & BENEFITS	7,080
OTHER EXPENSES	14,070

**TOTAL - MOSQUITO** 42,300

8208 - MAC

ESTIMATED REVENUES	162,172
SALARIES & BENEFITS	-
OTHER EXPENSES	110,534

**TOTAL - MAC** 272,706

8209 - HIV

ESTIMATED REVENUES	64,000
SALARIES & BENEFITS	59,411
OTHER EXPENSES	4,588

**TOTAL - HIV** 127,999

8211- DRUG OVERDOSE

ESTIMATED REVENUES	195,000
SALARIES & BENEFITS	141,315
OTHER EXPENSES	53,686

**TOTAL - DRUG OVERDOSE** 390,001

8212 - HMG

ESTIMATED REVENUES	412,964
SALARIES & BENEFITS	332,283
OTHER EXPENSES	80,681

**TOTAL - HMG** 825,928

8213 - CRIBS FOR KIDS

ESTIMATED REVENUES	56,000
SALARIES & BENEFITS	51,054
OTHER EXPENSES	4,945

**TOTAL - CRIBS FOR KIDS** 111,999

8214 - GET VACCINATED

ESTIMATED REVENUES	88,075
SALARIES & BENEFITS	41,588
OTHER EXPENSES	39,150

**TOTAL - GET VACCINATED** 168,813

8217 - PLUMBING

ESTIMATED REVENUES	177,363
SALARIES & BENEFITS	110,153
OTHER EXPENSES	41,953

**TOTAL - PLUMBING** 329,469

8220 - WIC

ESTIMATED REVENUES	782,601
SALARIES & BENEFITS	699,653
OTHER EXPENSES	82,948

**TOTAL - WIC** 1,565,202

8225 - WATER POLLUTION CONTROL

ESTIMATED REVENUES	400,000
SALARIES & BENEFITS	-
OTHER EXPENSES	400,000

**TOTAL - WATER POLLUTION CONTROL** 800,000

8226 - MOMS QUIT FOR TWO

ESTIMATED REVENUES	55,906
SALARIES & BENEFITS	48,773
OTHER EXPENSES	7,133

**TOTAL - MOMS QUIT FOR TWO** 111,812

8227 - SAFE COMMUNITIES

ESTIMATED REVENUES	33,877
SALARIES & BENEFITS	17,213
OTHER EXPENSES	16,664

**TOTAL - SAFE COMMUNITIES** 67,754

8228 - TOBACCO

ESTIMATED REVENUES	110,000
SALARIES & BENEFITS	74,210
OTHER EXPENSES	35,790

**TOTAL - TOBACCO** 220,000

8229 -CONTINGENCY

ESTIMATED REVENUES	-
SALARIES & BENEFITS	-
OTHER EXPENSES	-

**TOTAL - CONTINGENCY** -

8233 -LICE

ESTIMATED REVENUES	36,000
SALARIES & BENEFITS	27,728
OTHER EXPENSES	8,272

**TOTAL - LICE** 72,000

8237 - PHEP

ESTIMATED REVENUES	151,581
SALARIES & BENEFITS	143,127
OTHER EXPENSES	8,453

**TOTAL - PHEP** 303,161

8238 - SW NON DISTRICT

ESTIMATED REVENUES	7,565
SALARIES & BENEFITS	-
OTHER EXPENSES	7,565

**TOTAL - SW NON DISTRICT** 15,130

8239 - SICK LEAVE PAYOUT

ESTIMATED REVENUES	20,000
SALARIES & BENEFITS	-
OTHER EXPENSES	-

**TOTAL - SICK LEAVE PAYOUT** 20,000

8240 - ENVIRONMENTAL SERVICES

ESTIMATED REVENUES	97,610
SALARIES & BENEFITS	79,800
OTHER EXPENSES	10,462

**TOTAL - ENVIRONMENTAL SERVICES** 187,872

8246 - CD&D

ESTIMATED REVENUES	68,258
SALARIES & BENEFITS	11,533
OTHER EXPENSES	32,577

**TOTAL - CD&D** 112,368

8247 - WORKFORCE DEVELOPMENT

ESTIMATED REVENUES	200,000
SALARIES & BENEFITS	144,667
OTHER EXPENSES	3,484

**TOTAL - WORKFORCE DEVELOPMENT** 348,151

8248 - SEWAGE

ESTIMATED REVENUES	107,361
SALARIES & BENEFITS	99,926
OTHER EXPENSES	7,434

**TOTAL - SEWAGE** 214,721

8257 - MIECHV

ESTIMATED REVENUES	446,821
SALARIES & BENEFITS	385,434
OTHER EXPENSES	61,387

**TOTAL - MIECHV** 893,642

8259 - MOTORCYCLE

ESTIMATED REVENUES	32,899
SALARIES & BENEFITS	-
OTHER EXPENSES	21,895

**TOTAL -MOTORCYCLE** 54,794

8260 - CHC

ESTIMATED REVENUES	106,400
SALARIES & BENEFITS	63,742
OTHER EXPENSES	5,051

**TOTAL - CHC** 175,193

8261 - RHW

ESTIMATED REVENUES	378,146
SALARIES & BENEFITS	351,517
OTHER EXPENSES	26,629

**TOTAL - RHW** 756,292

8262 - MCH

ESTIMATED REVENUES	138,210
SALARIES & BENEFITS	57,106
OTHER EXPENSES	81,104

**TOTAL - MCH** 276,420

8263 - HAITIAN COMMUNITY CONNECTION

ESTIMATED REVENUES	20,000
SALARIES & BENEFITS	9,266
OTHER EXPENSES	120,000

**TOTAL - HAITIAN COMMUNITY CONNECTION** 149,266

TOTAL REVENUES	8,837,793
TOTAL SALARIES & BENEFITS	5,520,668
OTHER EXPENSES	2,581,388

CLARK COUNTY COMBINED HEALTH DISTRICT  
2024 ORIGINAL BUDGET

GL NUMBER	DESCRIPTION	2024 ORIGINAL BUDGET
Fund 8201 - HEALTH DISTRICT		
Revenues		
Dept 810 - CCCHD		
8201-810-411100	TAXES - REAL ESTATE	2,073,415
8201-810-411300	TAXES - MANUFACTURED HOMES	4,819
8201-810-421000	INTERGOVERNMENTAL	303,634
8201-810-422110	INTERGOVERNMENTAL - H/R	266,979
8201-810-431000	CHARGES FOR SERVICES	435,146
8201-810-451000	LICENSES & PERMITS	13,163
8201-810-481000	OTHER REVENUE	812,134
8201-810-520000	ADVANCES IN	38,000
TOTAL REVENUES		3,947,288
Expenditures		
Dept 810 - CCCHD		
8201-810-702000	SALARIES - EMPLOYEES	1,592,603
8201-810-711000	PERS	228,640
8201-810-714000	MEDICARE	22,971
8201-810-715000	DENTAL INSURANCE	7,784
8201-810-716000	LIFE INSURANCE	9,281
8201-810-717000	HEALTH INSURANCE	300,000
8201-810-718100	TRAINING & DEVELOPMENT	4,037
8201-810-718400	TRAVEL	8,782
8201-810-721000	OFFICE SUPPLIES	436,873
8201-810-732000	ADVERTISING & PRINTING	81
8201-810-737700	INSURANCE - PREMIUMS	(966)
8201-810-744000	CONTRACT SERVICES	167,455
8201-810-745000	MAINTENANCE	38,893
8201-810-746000	RENTS & LEASES	1,212
8201-810-746200	UTILITIES	61,368
8201-810-751000	SMALL EQUIPMENT	11,920
8201-810-790000	OTHER EXPENSES	1,547
8201-810-795100	REIMBURSEMENTS - GRANTS	-
8201-810-795900	REIMBURSEMENTS - OTHER	200
8201-810-797100	FEES - STATE	208,417
8201-810-830000	ADVANCES OUT	88,600
8201-810-850000	TRANSFERS OUT	190,000
TOTAL EXPENDITURES		3,379,698
Fund 8201 - HEALTH DISTRICT:		
TOTAL REVENUES		3,947,288
TOTAL EXPENDITURES		3,379,698
NET OF REVENUES & EXPENDITURES		567,590



Fund 8202 - FOOD SERVICE

Revenues

Dept 810 - CCCHD		
8202-810-421000	INTERGOVERNMENTAL	-
8202-810-451000	LICENSES & PERMITS	246,670
8202-810-481000	OTHER REVENUE	170
TOTAL REVENUES		246,840

Expenditures

Dept 810 - CCCHD		
8202-810-702000	SALARIES - EMPLOYEES	135,000
8202-810-711000	PERS	26,812
8202-810-714000	MEDICARE	2,907
8202-810-715000	DENTAL INSURANCE	563
8202-810-716000	LIFE INSURANCE	137
8202-810-717000	HEALTH INSURANCE	30,000
8202-810-718400	TRAVEL	3,062
8202-810-721000	OFFICE SUPPLIES	6,100
8202-810-736500	FEES - STATE	21,000
8202-810-746000	RENTS & LEASES	7,155
8202-810-795900	REIMBURSEMENTS - OTHER	133
TOTAL EXPENDITURES		232,868

Fund 8202 - FOOD SERVICE:

TOTAL REVENUES		246,840
TOTAL EXPENDITURES		232,868
NET OF REVENUES & EXPENDITURES		13,972

Fund 8203 - SOLID WASTE

Revenues

Dept 810 - CCCHD		
8203-810-451000	LICENSES & PERMITS	138,000
8203-810-520000	ADVANCES IN	-
8203-810-540000	TRANSFERS IN	-
TOTAL REVENUES		----- 138,000

Expenditures

Dept 810 - CCCHD		
8203-810-702000	SALARIES - EMPLOYEES	85,684
8203-810-711000	PERS	11,967
8203-810-714000	MEDICARE	1,214
8203-810-715000	DENTAL INSURANCE	390
8203-810-716000	LIFE INSURANCE	68
8203-810-717000	HEALTH INSURANCE	22,000
8203-810-718400	TRAVEL	430
8203-810-721000	OFFICE SUPPLIES	973
8203-810-746000	RENTS & LEASES	5,305
TOTAL EXPENDITURES		----- 128,031

Fund 8203 - SOLID WASTE:

TOTAL REVENUES		138,000
TOTAL EXPENDITURES		128,031
NET OF REVENUES & EXPENDITURES		----- 9,969

Fund 8204 - RECREATION PARKS & CAMPS

Revenues

Dept 810 - CCCHD		
8204-810-451000	LICENSES & PERMITS	10,100
Total Dept 810 - CCCHD		10,100
		-----
TOTAL REVENUES		10,100

Expenditures

Dept 810 - CCCHD		
8204-810-702000	SALARIES - EMPLOYEES	3,000
8204-810-711000	PERS	420
8204-810-714000	MEDICARE	50
8204-810-715000	DENTAL INSURANCE	30
8204-810-716000	LIFE INSURANCE	30
8204-810-717000	HEALTH INSURANCE	800
8204-810-736500	FEES - STATE	770
TOTAL EXPENDITURES		5,100

Fund 8204 - RECREATION PARKS & CAMPS:

TOTAL REVENUES		10,100
TOTAL EXPENDITURES		5,100
NET OF REVENUES & EXPENDITURES		5,000

Fund 8205 - WATER SYSTEMS

Revenues

Dept 810 - CCCHD		
8205-810-451000	LICENSES & PERMITS	69,100
8205-810-481000	OTHER REVENUE	100
8205-810-540000	TRANSFERS IN	40,000
TOTAL REVENUES		109,200

Expenditures

Dept 810 - CCCHD		
8205-810-702000	SALARIES - EMPLOYEES	48,000
8205-810-711000	PERS	7,334
8205-810-714000	MEDICARE	744
8205-810-715000	DENTAL INSURANCE	252
8205-810-716000	LIFE INSURANCE	44
8205-810-717000	HEALTH INSURANCE	20,000
8205-810-718400	TRAVEL	515
8205-810-721000	OFFICE SUPPLIES	300
8205-810-736500	FEES - STATE	8,188
8205-810-744000	CONTRACT SERVICES	18,509
8205-810-746000	RENTS & LEASES	3,475
TOTAL EXPENDITURES		107,360

Fund 8205 - WATER SYSTEMS:

TOTAL REVENUES		109,200
TOTAL EXPENDITURES		107,360
NET OF REVENUES & EXPENDITURES		1,840

Fund 8206 - SWIMMING POOL

Revenues

Dept 810 - CCCHD		
8206-810-451000	LICENSES & PERMITS	16,576
8206-810-540000	TRANSFERS IN	-
TOTAL REVENUES		16,576

Expenditures

Dept 810 - CCCHD		
8206-810-702000	SALARIES - EMPLOYEES	4,000
8206-810-711000	PERS	560
8206-810-714000	MEDICARE	60
8206-810-715000	DENTAL INSURANCE	30
8206-810-716000	LIFE INSURANCE	15
8206-810-717000	HEALTH INSURANCE	700
8206-810-736500	FEES - STATE	600
TOTAL EXPENDITURES		5,965

Fund 8206 - SWIMMING POOL:

TOTAL REVENUES		16,576
TOTAL EXPENDITURES		5,965
NET OF REVENUES & EXPENDITURES		10,611

Fund 8207 - MOSQUITO CONTROL GRANT

Revenues

Dept 810 - CCCHD		
8207-810-421000	INTERGOVERNMENTAL	21,150
TOTAL REVENUES		21,150

Expenditures

Dept 810 - CCCHD		
8207-810-702000	SALARIES - EMPLOYEES	6,198
8207-810-711000	PERS	882
8207-810-721000	SUPPLIES	11,070
8207-810-732000	ADVERTISING & PRINTING	3,000
TOTAL EXPENDITURES		21,150

Fund 8207 - MOSQUITO CONTROL GRANT:

TOTAL REVENUES		21,150
TOTAL EXPENDITURES		21,150
NET OF REVENUES & EXPENDITURES		-

Fund 8208 - MEDICAID ADMIN CLAIM

Revenues

Dept 810 - CCCHD		
8208-810-421000	INTERGOVERNMENTAL	162,172
8208-810-540000	TRANSFERS IN	-
TOTAL REVENUES		<u>162,172</u>

Expenditures

Dept 810 - CCCHD		
8208-810-702000	SALARIES - EMPLOYEES	-
8208-810-711000	PERS	-
8208-810-714000	MEDICARE	-
8208-810-716000	LIFE INSURANCE	-
8208-810-718100	TRAINING & DEVELOPMENT	4,853
8208-810-718400	TRAVEL	1,000
8208-810-721000	OFFICE SUPPLIES	18,348
8208-810-744000	CONTRACT SERVICES	68,396
8208-810-745000	MAINTENANCE	2,000
8208-810-746000	RENTS & LEASES	7,982
8208-810-746200	UTILITIES	7,955
TOTAL EXPENDITURES		<u>110,534</u>

Fund 8208 - MEDICAID ADMIN CLAIM:

TOTAL REVENUES		162,172
TOTAL EXPENDITURES		<u>110,534</u>
NET OF REVENUES & EXPENDITURES		51,637

Fund 8209 - HIV GRANT

Revenues

Dept 810 - CCCHD		
8209-810-421000	INTERGOVERNMENTAL	60,000
8209-810-520000	ADVANCES IN	4,000
8209-810-540000	TRANSFERS IN	-
TOTAL REVENUES		64,000

Expenditures

Dept 810 - CCCHD		
8209-810-702000	SALARIES - EMPLOYEES	45,000
8209-810-711000	PERS	4,300
8209-810-714000	MEDICARE	653
8209-810-715000	DENTAL INSURANCE	185
8209-810-716000	LIFE INSURANCE	32
8209-810-717000	HEALTH INSURANCE	9,241
8209-810-745000	MAINTENANCE	588
8209-810-830000	ADVANCES OUT	4,000
TOTAL EXPENDITURES		64,000

Fund 8209 - HIV GRANT:

TOTAL REVENUES		64,000
TOTAL EXPENDITURES		64,000
NET OF REVENUES & EXPENDITURES		0



Fund 8211 - DRUG OVERDOSE PREVENTION

Revenues

Dept 810 - CCCHD		
8211-810-421000	INTERGOVERNMENTAL	175,000
8211-810-520000	ADVANCES IN	20,000
8211-810-540000	TRANSFERS IN	-
TOTAL REVENUES		195,000

Expenditures

Dept 810 - CCCHD		
8211-810-702000	SALARIES - EMPLOYEES	100,000
8211-810-711000	PERS	14,276
8211-810-714000	MEDICARE	1,481
8211-810-715000	DENTAL INSURANCE	474
8211-810-716000	LIFE INSURANCE	83
8211-810-717000	HEALTH INSURANCE	25,000
8211-810-721000	OFFICE SUPPLIES	6,970
8211-810-732000	ADVERTISING & PRINTING	1,000
8211-810-744000	CONTRACT SERVICES	24,400
8211-810-745000	MAINTENANCE	1,316
8211-810-830000	ADVANCES OUT	20,000
TOTAL EXPENDITURES		195,000

Fund 8211 - DRUG OVERDOSE PREVENTION:

TOTAL REVENUES	195,000
TOTAL EXPENDITURES	195,000
NET OF REVENUES & EXPENDITURES	(0)

Fund 8212 - EARLY START GRANT

Revenues

Dept 810 - CCCHD		
8212-810-431000	CHARGES FOR SERVICES	357,890
8212-810-481000	OTHER REVENUE	55,074
TOTAL REVENUES		<u>412,964</u>

Expenditures

Dept 810 - CCCHD		
8212-810-702000	SALARIES - EMPLOYEES	233,253
8212-810-711000	PERS	32,655
8212-810-714000	MEDICARE	3,382
8212-810-715000	DENTAL INSURANCE	1,232
8212-810-716000	LIFE INSURANCE	211
8212-810-717000	HEALTH INSURANCE	61,549
8212-810-718100	TRAINING & DEVELOPMENT	2,000
8212-810-718400	TRAVEL	6,000
8212-810-721000	OFFICE SUPPLIES	51,100
8212-810-744000	CONTRACT SERVICES	4,977
8212-810-745000	MAINTENANCE	4,931
8212-810-746000	RENTS & LEASES	6,919
8212-810-746200	UTILITIES	4,754
TOTAL EXPENDITURES		<u>412,964</u>

Fund 8212 - EARLY START GRANT:

TOTAL REVENUES		412,964
TOTAL EXPENDITURES		<u>412,964</u>
NET OF REVENUES & EXPENDITURES		<u>1</u>

Fund 8213 - CRIBS FOR KIDS

Revenues

Dept 810 - CCCHD		
8213-810-421000	INTERGOVERNMENTAL	56,000
TOTAL REVENUES		<u>56,000</u>

Expenditures

Dept 810 - CCCHD		
8213-810-702000	SALARIES - EMPLOYEES	36,000
8213-810-711000	PERS	5,040
8213-810-714000	MEDICARE	522
8213-810-715000	DENTAL INSURANCE	184
8213-810-716000	LIFE INSURANCE	32
8213-810-717000	HEALTH INSURANCE	9,276
8213-810-721000	OFFICE SUPPLIES	3,296
8213-810-746000	RENTS & LEASES	855
8213-810-746200	UTILITIES	794
TOTAL EXPENDITURES		<u>56,000</u>

Fund 8213 - CRIBS FOR KIDS:

TOTAL REVENUES		56,000
TOTAL EXPENDITURES		<u>56,000</u>
NET OF REVENUES & EXPENDITURES		0

Fund 8214 - IMMUNIZATION GRANT

Revenues

Dept 810 - CCCHD		
8214-810-421000	INTERGOVERNMENTAL	88,075
TOTAL REVENUES		<u>88,075</u>

Expenditures

Dept 810 - CCCHD		
8214-810-702000	SALARIES - EMPLOYEES	29,776
8214-810-711000	PERS	4,539
8214-810-714000	MEDICARE	471
8214-810-715000	DENTAL INSURANCE	12
8214-810-716000	LIFE INSURANCE	17
8214-810-717000	HEALTH INSURANCE	6,773
8214-810-718400	TRAVEL	45
8214-810-721000	OFFICE SUPPLIES	123
8214-810-744000	CONTRACT SERVICES	38,982
TOTAL EXPENDITURES		<u>80,738</u>

Fund 8214 - IMMUNIZATION GRANT:

TOTAL REVENUES		88,075
TOTAL EXPENDITURES		<u>80,738</u>
NET OF REVENUES & EXPENDITURES		<u>7,337</u>

Fund 8217 - PLUMBING

Revenues

Dept 810 - CCCHD		
8217-810-451000	LICENSES & PERMITS	176,723
8217-810-481000	OTHER REVENUE	640
TOTAL REVENUES		<u>177,363</u>

Expenditures

Dept 810 - CCCHD		
8217-810-702000	SALARIES - EMPLOYEES	70,527
8217-810-711000	PERS	9,874
8217-810-714000	MEDICARE	1,000
8217-810-715000	DENTAL INSURANCE	238
8217-810-716000	LIFE INSURANCE	42
8217-810-717000	HEALTH INSURANCE	28,472
8217-810-718400	TRAVEL	736
8217-810-721000	OFFICE SUPPLIES	2,235
8217-810-744000	CONTRACT SERVICES	37,982
8217-810-790000	OTHER EXPENSES	1,000
TOTAL EXPENDITURES		<u>152,106</u>

Fund 8217 - PLUMBING:

TOTAL REVENUES		177,363
TOTAL EXPENDITURES		<u>152,106</u>
NET OF REVENUES & EXPENDITURES		25,257

Fund 8220 - WIC

Revenues

Dept 810 - CCCHD		
8220-810-421000	INTERGOVERNMENTAL	775,398
8220-810-481000	OTHER REVENUE	203
8220-810-520000	ADVANCES IN	7,000
TOTAL REVENUES		<u>782,601</u>

Expenditures

Dept 810 - CCCHD		
8220-810-702000	SALARIES - EMPLOYEES	495,098
8220-810-711000	PERS	69,604
8220-810-714000	MEDICARE	7,093
8220-810-715000	DENTAL INSURANCE	2,042
8220-810-716000	LIFE INSURANCE	422
8220-810-717000	HEALTH INSURANCE	125,393
8220-810-718400	TRAVEL	1,130
8220-810-721000	OFFICE SUPPLIES	10,000
8220-810-745000	MAINTENANCE	9,499
8220-810-746000	RENTS & LEASES	31,000
8220-810-746200	UTILITIES	24,318
8220-810-830000	ADVANCES OUT	7,000
TOTAL EXPENDITURES		<u>782,601</u>

Fund 8220 - WIC:

TOTAL REVENUES		782,601
TOTAL EXPENDITURES		<u>782,601</u>
NET OF REVENUES & EXPENDITURES		0

Fund 8225 - WATER POLLUTION CONTROL GRANT

Revenues

Dept 810 - CCCHD		
8225-810-421000	INTERGOVERNMENTAL	300,000
8225-810-431000	CHARGES FOR SERVICES	100,000
8225-810-520000	ADVANCES IN	-
TOTAL REVENUES		400,000

Expenditures

Dept 810 - CCCHD		
8225-810-744000	CONTRACT SERVICES	400,000
TOTAL EXPENDITURES		400,000

Fund 8225 - WATER POLLUTION CONTROL GRANT:

TOTAL REVENUES		400,000
TOTAL EXPENDITURES		400,000
NET OF REVENUES & EXPENDITURES		-

Fund 8226 - MOM QUIT FOR TWO

Revenues

Dept 810 - CCCHD		
8226-810-421000	INTERGOVERNMENTAL	48,906
8226-810-520000	ADVANCES IN	7,000
TOTAL REVENUES		<u>55,906</u>

Expenditures

Dept 810 - CCCHD		
8226-810-702000	SALARIES - EMPLOYEES	35,639
8226-810-711000	PERS	4,989
8226-810-714000	MEDICARE	508
8226-810-715000	DENTAL INSURANCE	156
8226-810-716000	LIFE INSURANCE	27
8226-810-717000	HEALTH INSURANCE	7,453
8226-810-718400	TRAVEL	42
8226-810-721000	OFFICE SUPPLIES	5,363
8226-810-745000	MAINTENANCE	219
8226-810-746000	RENTS & LEASES	855
8226-810-746200	UTILITIES	654
TOTAL EXPENDITURES		<u>55,906</u>

Fund 8226 - MOM QUIT FOR TWO:

TOTAL REVENUES		55,906
TOTAL EXPENDITURES		<u>55,906</u>
NET OF REVENUES & EXPENDITURES		0



Fund 8227 - SAFE COMMUNITIES GRANT

Revenues

Dept 810 - CCCHD		
8227-810-421000	INTERGOVERNMENTAL	23,777
8227-810-520000	ADVANCES IN	10,100
TOTAL REVENUES		<u>33,877</u>

Expenditures

Dept 810 - CCCHD		
8227-810-702000	SALARIES - EMPLOYEES	13,770
8227-810-711000	PERS	1,928
8227-810-714000	MEDICARE	196
8227-810-715000	DENTAL INSURANCE	31
8227-810-716000	LIFE INSURANCE	9
8227-810-717000	HEALTH INSURANCE	1,280
8227-810-718100	TRAINING & DEVELOPMENT	12,500
8227-810-718400	TRAVEL	404
8227-810-721000	OFFICE SUPPLIES	1,000
8227-810-745000	MAINTENANCE	2,160
8227-810-746000	RENTS & LEASES	600
TOTAL EXPENDITURES		<u>33,877</u>

Fund 8227 - SAFE COMMUNITIES GRANT:

TOTAL REVENUES	33,877
TOTAL EXPENDITURES	<u>33,877</u>
NET OF REVENUES & EXPENDITURES	(0)

Fund 8228 - TOBACCO USE PREVENTION

Revenues

Dept 810 - CCCHD		
8228-810-421000	INTERGOVERNMENTAL	110,000
TOTAL REVENUES		<u>110,000</u>

Expenditures

Dept 810 - CCCHD		
8228-810-702000	SALARIES - EMPLOYEES	60,000
8228-810-711000	PERS	8,400
8228-810-714000	MEDICARE	870
8228-810-715000	DENTAL INSURANCE	43
8228-810-716000	LIFE INSURANCE	52
8228-810-717000	HEALTH INSURANCE	4,845
8228-810-718100	TRAINING & DEVELOPMENT	10,000
8228-810-718400	TRAVEL	469
8228-810-721000	OFFICE SUPPLIES	19,321
8228-810-732000	ADVERTISING & PRINTING	6,000
TOTAL EXPENDITURES		<u>110,000</u>

Fund 8228 - TOBACCO USE PREVENTION:

TOTAL REVENUES		110,000
TOTAL EXPENDITURES		<u>110,000</u>
NET OF REVENUES & EXPENDITURES		(0)

Fund 8229 - CONTINGENCY

Revenues

Dept 810 - CCCHD		
8229-810-520000	ADVANCES IN	-
8229-810-540000	TRANSFERS IN	-
TOTAL REVENUES		----- -

Expenditures

Dept 810 - CCCHD		
8229-810-705250	COVID-19 PAYROLL RELATED EXPENSE	-
8229-810-718100	TRAINING & DEVELOPMENT	-
8229-810-718400	TRAVEL	-
8229-810-721000	OFFICE SUPPLIES	-
8229-810-745000	MAINTENANCE	-
8229-810-746000	RENTS & LEASES	-
8229-810-746400	EQUIPMENT LEASE	-
8229-810-798000	COVID-19 EXPENDITURES	-
8229-810-830000	ADVANCES OUT	-
TOTAL EXPENDITURES		----- -

Fund 8229 - CONTINGENCY:

TOTAL REVENUES		-
TOTAL EXPENDITURES		-
NET OF REVENUES & EXPENDITURES		----- -

Fund 8233 - HL PREVENTION GRANT

Revenues

Dept 810 - CCCHD		
8233-810-421000	INTERGOVERNMENTAL	36,000
TOTAL REVENUES		<u>36,000</u>

Expenditures

Dept 810 - CCCHD		
8233-810-702000	SALARIES - EMPLOYEES	24,000
8233-810-711000	PERS	3,360
8233-810-714000	MEDICARE	348
8233-810-716000	LIFE INSURANCE	20
8233-810-718400	TRAVEL	272
8233-810-721000	OFFICE SUPPLIES	8,000
TOTAL EXPENDITURES		<u>36,000</u>

Fund 8233 - HL PREVENTION GRANT:

TOTAL REVENUES		36,000
TOTAL EXPENDITURES		<u>36,000</u>
NET OF REVENUES & EXPENDITURES		-

Fund 8237 - PUBLIC INFRASTRUCTURE

Revenues

Dept 810 - CCCHD		
8237-810-421000	INTERGOVERNMENTAL	151,370
8237-810-481000	OTHER REVENUE	211
TOTAL REVENUES		<u>151,581</u>

Expenditures

Dept 810 - CCCHD		
8237-810-702000	SALARIES - EMPLOYEES	89,000
8237-810-711000	PERS	12,460
8237-810-714000	MEDICARE	1,291
8237-810-715000	DENTAL INSURANCE	323
8237-810-716000	LIFE INSURANCE	53
8237-810-717000	HEALTH INSURANCE	40,000
8237-810-718100	TRAINING & DEVELOPMENT	3,000
8237-810-718400	TRAVEL	2,000
8237-810-721000	OFFICE SUPPLIES	3,453
TOTAL EXPENDITURES		<u>151,580</u>

Fund 8237 - PUBLIC INFRASTRUCTURE:

TOTAL REVENUES		151,581
TOTAL EXPENDITURES		<u>151,580</u>
NET OF REVENUES & EXPENDITURES		0

Fund 8238 - SW NON DIST

Revenues

Dept 810 - CCCHD

8238-810-431000

8238-810-481000

TOTAL REVENUES

CHARGES FOR SERVICES

5,065

OTHER REVENUE

2,500

-----  
7,565

Expenditures

Dept 810 - CCCHD

8238-810-744000

TOTAL EXPENDITURES

CONTRACT SERVICES

7,565

-----  
7,565

Fund 8238 - SW NON DIST:

TOTAL REVENUES

7,565

TOTAL EXPENDITURES

7,565

NET OF REVENUES & EXPENDITURES

-----  
-

Fund 8239 - LEAVE ACCRUAL

Revenues

Dept 810 - CCCHD		
8239-810-540000	TRANSFERS IN	20,000
TOTAL REVENUES		20,000

Expenditures

Dept 810 - CCCHD		
8239-810-702000	SALARIES - EMPLOYEES	-
8239-810-714000	MEDICARE	-
8239-810-715000	DENTAL INSURANCE	-
8239-810-716000	LIFE INSURANCE	-
8239-810-717000	HEALTH INSURANCE	-
TOTAL EXPENDITURES		-

Fund 8239 - LEAVE ACCRUAL:

TOTAL REVENUES		20,000
TOTAL EXPENDITURES		-
NET OF REVENUES & EXPENDITURES		20,000

Fund 8240 - ENVIRONMENTAL SERVICES

Revenues

Dept 810 - CCCHD		
8240-810-421000	INTERGOVERNMENTAL	7,384
8240-810-481000	OTHER REVENUE	226
8240-810-540000	TRANSFERS IN	90,000
TOTAL REVENUES		<u>97,610</u>

Expenditures

Dept 810 - CCCHD		
8240-810-702000	SALARIES - EMPLOYEES	58,046
8240-810-711000	PERS	7,591
8240-810-714000	MEDICARE	829
8240-810-715000	DENTAL INSURANCE	324
8240-810-716000	LIFE INSURANCE	40
8240-810-717000	HEALTH INSURANCE	12,970
8240-810-718100	TRAINING & DEVELOPMENT	2,000
8240-810-718400	TRAVEL	3,000
8240-810-721000	OFFICE SUPPLIES	2,500
8240-810-746000	RENTS & LEASES	2,962
TOTAL EXPENDITURES		<u>90,262</u>

Fund 8240 - ENVIRONMENTAL SERVICES:

TOTAL REVENUES		97,610
TOTAL EXPENDITURES		<u>90,262</u>
NET OF REVENUES & EXPENDITURES		7,348



Fund 8246 - CD&D FUND

Revenues

Dept 810 - CCCHD

8246-810-451000	LICENSES & PERMITS	67,998
8246-810-481000	OTHER REVENUE	259
TOTAL REVENUES		68,258

Expenditures

Dept 810 - CCCHD

8246-810-702000	SALARIES - EMPLOYEES	9,962
8246-810-711000	PERS	1,395
8246-810-714000	MEDICARE	140
8246-810-715000	DENTAL INSURANCE	31
8246-810-716000	LIFE INSURANCE	5
8246-810-717000	HEALTH INSURANCE	2,577
8246-810-736500	FEES - STATE	30,000
TOTAL EXPENDITURES		44,110

Fund 8246 - CD&D FUND:

TOTAL REVENUES	68,258
TOTAL EXPENDITURES	44,110
NET OF REVENUES & EXPENDITURES	24,148

Fund 8247 - WORKFORCE DEVELOPMENT

Revenues

Dept 810 - CCCHD		
8247-810-421000	INTERGOVERNMENTAL	200,000
TOTAL REVENUES		<u>200,000</u>

Expenditures

Dept 810 - CCCHD		
8247-810-702000	SALARIES - EMPLOYEES	107,507
8247-810-711000	PERS	15,471
8247-810-714000	MEDICARE	1,598
8247-810-715000	DENTAL INSURANCE	64
8247-810-716000	LIFE INSURANCE	28
8247-810-717000	HEALTH INSURANCE	20,000
8247-810-718100	TRAINING & DEVELOPMENT	2,000
8247-810-718400	TRAVEL	484
8247-810-721000	OFFICE SUPPLIES	1,000
TOTAL EXPENDITURES		<u>148,151</u>

Fund 8247 - WORKFORCE DEVELOPMENT:

TOTAL REVENUES		200,000
TOTAL EXPENDITURES		<u>148,151</u>
NET OF REVENUES & EXPENDITURES		51,849

Fund 8248 - SEWAGE TREATMENT SYSTEMS

Revenues

Dept 810 - CCCHD		
8248-810-431000	CHARGES FOR SERVICES	66,000
8248-810-481000	OTHER REVENUE	1,361
8248-810-540000	TRANSFERS IN	40,000
TOTAL REVENUES		<u>107,361</u>

Expenditures

Dept 810 - CCCHD		
8248-810-702000	SALARIES - EMPLOYEES	69,121
8248-810-711000	PERS	9,847
8248-810-714000	MEDICARE	997
8248-810-715000	DENTAL INSURANCE	275
8248-810-716000	LIFE INSURANCE	61
8248-810-717000	HEALTH INSURANCE	19,625
8248-810-721000	OFFICE SUPPLIES	459
8248-810-736500	FEES - STATE	6,651
8248-810-746000	RENTS & LEASES	324
TOTAL EXPENDITURES		<u>107,360</u>

Fund 8248 - SEWAGE TREATMENT SYSTEMS:

TOTAL REVENUES	107,361
TOTAL EXPENDITURES	107,360
NET OF REVENUES & EXPENDITURES	<u>0</u>

Fund 8257 - FHV

Revenues

Dept 810 - CCCHD		
8257-810-421000	INTERGOVERNMENTAL	436,821
8257-810-520000	ADVANCES IN	10,000
TOTAL REVENUES		<u>446,821</u>

Expenditures

Dept 810 - CCCHD		
8257-810-702000	SALARIES - EMPLOYEES	274,164
8257-810-711000	PERS	38,363
8257-810-714000	MEDICARE	3,864
8257-810-715000	DENTAL INSURANCE	1,056
8257-810-716000	LIFE INSURANCE	188
8257-810-717000	HEALTH INSURANCE	67,798
8257-810-718400	TRAVEL	3,673
8257-810-721000	OFFICE SUPPLIES	32,385
8257-810-745000	MAINTENANCE	5,558
8257-810-746000	RENTS & LEASES	6,843
8257-810-746200	UTILITIES	2,929
8257-810-830000	ADVANCES OUT	10,000
8257-810-850000	TRANSFERS OUT	-
TOTAL EXPENDITURES		<u>446,821</u>

Fund 8257 - FHV:

TOTAL REVENUES		446,821
TOTAL EXPENDITURES		<u>446,821</u>
NET OF REVENUES & EXPENDITURES		(0)

Fund 8259 - MSG GRANT

Revenues

Dept 810 - CCCHD		
8259-810-421000	INTERGOVERNMENTAL	32,899
TOTAL REVENUES		32,899

Expenditures

Dept 810 - CCCHD		
8259-810-721000	OFFICE SUPPLIES	2,413
8259-810-744000	CONTRACT SERVICES	19,482
TOTAL EXPENDITURES		21,895

Fund 8259 - MSG GRANT:

TOTAL REVENUES		32,899
TOTAL EXPENDITURES		21,895
NET OF REVENUES & EXPENDITURES		11,004

Fund 8260 - HEALTH - CHC

Revenues

Dept 810 - CCCHD		
8260-810-420000	INTERGOVERNMENTAL	40,000
8260-810-421000	INTERGOVERNMENTAL	27,393
8260-810-520000	ADVANCES IN	1,400
TOTAL REVENUES		68,793

Expenditures

Dept 810 - CCCHD		
8260-810-702000	SALARIES - EMPLOYEES	51,081
8260-810-711000	PERS	7,571
8260-810-714000	MEDICARE	783
8260-810-715000	DENTAL INSURANCE	24
8260-810-716000	LIFE INSURANCE	43
8260-810-717000	HEALTH INSURANCE	4,240
8260-810-718400	TRAVEL	512
8260-810-721000	OFFICE SUPPLIES	4,539
8260-810-744000	CONTRACT SERVICES	-
TOTAL EXPENDITURES		68,792

Fund 8260 - HEALTH - CHC:

TOTAL REVENUES		68,793
TOTAL EXPENDITURES		68,792
NET OF REVENUES & EXPENDITURES		0

Fund 8261 - REPRODUCTIVE HEALTH AND WELLNESS (RHW)

Revenues

Dept 810 - CCCHD		
8261-810-421000	INTERGOVERNMENTAL	349,521
8261-810-431000	CHARGES FOR SERVICES	28,618
8261-810-481000	OTHER REVENUE	7
TOTAL REVENUES		378,146

Expenditures

Dept 810 - CCCHD		
8261-810-702000	SALARIES - EMPLOYEES	273,559
8261-810-711000	PERS	39,759
8261-810-714000	MEDICARE	4,114
8261-810-715000	DENTAL INSURANCE	476
8261-810-716000	LIFE INSURANCE	153
8261-810-717000	HEALTH INSURANCE	33,456
8261-810-718100	TRAINING & DEVELOPMENT	40
8261-810-718400	TRAVEL	1,567
8261-810-721000	OFFICE SUPPLIES	25,022
8261-810-741000	CONTRACT SERVICES	-
TOTAL EXPENDITURES		378,146

Fund 8261 - REPRODUCTIVE HEALTH AND WELLNESS (RHW):

TOTAL REVENUES		378,146
TOTAL EXPENDITURES		378,146
NET OF REVENUES & EXPENDITURES		0

Fund 8262 - MATERNAL & CHILD HEALTH PROGRAM (MCHP)

Revenues

Dept 810 - CCCHD		
8262-810-421000	INTERGOVERNMENTAL	138,210
TOTAL REVENUES		<u>138,210</u>

Expenditures

Dept 810 - CCCHD		
8262-810-702000	SALARIES - EMPLOYEES	44,638
8262-810-711000	PERS	5,946
8262-810-714000	MEDICARE	636
8262-810-715000	DENTAL INSURANCE	142
8262-810-716000	LIFE INSURANCE	33
8262-810-717000	HEALTH INSURANCE	5,710
8262-810-718400	TRAVEL	227
8262-810-721000	OFFICE SUPPLIES	40,230
8262-810-745000	MAINTENANCE	40,647
TOTAL EXPENDITURES		<u>138,210</u>

Fund 8262 - MATERNAL & CHILD HEALTH PROGRAM (MCHP):

TOTAL REVENUES		138,210
TOTAL EXPENDITURES		<u>138,210</u>
NET OF REVENUES & EXPENDITURES		0



Fund 8263 - HAITIAN COMMUNITY CONNECTION

Revenues

Dept 810 - CCCHD		
8263-810-421000	INTERGOVERNMENTAL	200,000
8263-810-520000	ADVANCES IN	-
TOTAL REVENUES		<u>200,000</u>

Expenditures

Dept 810 - CCCHD		
8263-810-702000	SALARIES - EMPLOYEES	8,000
8263-810-711000	PERS	1,120
8263-810-714000	MEDICARE	116
8263-810-715000	DENTAL INSURANCE	-
8263-810-716000	LIFE INSURANCE	30
8263-810-717000	HEALTH INSURANCE	-
8263-810-718400	TRAVEL	-
8263-810-721000	OFFICE SUPPLIES	20,000
8263-810-744000	CONTRACT SERVICES	100,000
8263-810-830000	ADVANCES OUT	-
TOTAL EXPENDITURES		<u>129,266</u>

Fund 8263 - HAITIAN COMMUNITY CONNECTION:

TOTAL REVENUES		200,000
TOTAL EXPENDITURES		<u>129,266</u>
NET OF REVENUES & EXPENDITURES		70,734

TOTAL REVENUES - ALL FUNDS		8,980,354
TOTAL EXPENDITURES - ALL FUNDS		<u>8,102,056</u>
NET OF REVENUES & EXPENDITURES		878,297



# CLARK COUNTY COMBINED HEALTH DISTRICT

## 2022 ANNUAL REPORT



**Public Health**  
Prevent. Promote. Protect.

# Table of Contents

**02**

Letter from the  
Health  
Commissioner

**03**

Environmental  
Health Division

**06**

Women, Infants,  
and Children  
(WIC) Division

**08**

Early Childhood  
Division

**09**

Nursing Division

**11**

Health Planning

**12**

Communicable  
Disease

**13**

Emergency  
Preparedness

**14**

Vital Statistics

**15**

Financials

**16**

Health Equity

**17**

Contact Us

**Prevent**

**Promote**

**Protect**

# Letter from the Health Commissioner



The new year started off with an unprecedented surge in Covid-19 caused by the Omicron variant. We have used the word unprecedented too many times over the last few years. Since Covid began being detected across the country in the first quarter of 2020, we have used the word to describe many different phenomena not experienced for generations. Covid-19 has changed our way of life permanently in many ways, some for the better and some for the worse. “Working remotely” and meeting on “Zoom” do have advantages but we will forever miss the human interaction that comes from in person communication. As predicted, the Omicron surge ramped up quickly and then the numbers fell to a plateau which seems to have overstayed its welcome as several subvariants took over during 2022. During the year, we had some lows, such as when Covid-related deaths in Ohio hit the 40,000 mark, and highs when the Clark County Combined Health District gave our 100,000th Covid vaccine. We also distributed over 16,000 home test kits to our residents. These allowed people to test whenever they felt bad and slowed the spread of the disease by early identification. Covid vaccines were available 5 days per week throughout most of the year to allow the most convenient choices for our clients.

Several times over the past year, people have said to us, “Have things slowed down for you?” The answer is- Covid-related activity has slowed down but everything we set aside to learn and engage with Covid is still in need of attention. Our team has struggled with the return to the new normal as we lost almost our entire communicable disease (CD) team during 2022. Two communicable disease nurses and our epidemiologist all went to work remotely with the Ohio Department of Health. Covid has taken its toll. Each of these team members worked long hours including nights and weekends throughout the pandemic. We are lucky to have our CD supervisor and Director of Nursing still among our current staff after the long hours, changing staff and “contact tracing” thousands of cases. Thank you to all our staff who have, “Hung in there!” through the chaos of a pandemic that has lasted almost three years.

As stated above, we have much work to do as our Community Health Assessment shows an increasing need for public health services in Clark County. Our increasing diversity is counted among the challenges and opportunities as we build the future of the Springfield/Clark County community. Housing challenges, tobacco use, gun violence and opiate abuse are among the top forces of change being addressed by partner organizations throughout our area including a great funding partner the Community Health Foundation (many healthy initiatives throughout Clark County are funded by the CHF.) The community is rebuilding its core and its surroundings, and we certainly look for better days in the near future.

Charles Patterson

# Environmental Health

## Saving Lives - Motorcycle Safety

There are approximately 4,500 motorcycle registrations in Clark County. Statistics show more than half of all motorcycle accidents are the fault of the motorcycle operator. Many can be prevented if more riders are trained to react appropriately to challenging situations. One aspect of the mission of the Clark County Combined Health District is to reduce the risk of injury. In an effort to decrease the risk of injury and/or death from riding motorcycles, the Clark County Combined Health District has continued to obtain grant funding from the Ohio Department of Public Safety to conduct Motorcycle Ohio training classes. Motorcycles and helmets are provided by the Ohio Department of Public Safety. Instructors are trained by Motorcycle Ohio program staff and certified to teach the classes. Registration for classes is at [www.motorcycle.ohio.gov](http://www.motorcycle.ohio.gov).

### Ohio Crash Statistics

1/1/2021 - 12/31/2021	
Motorcycle rider at fault	57.6%
At-fault crashes caused by unendorsed riders	49.0%
At-fault crashes caused by endorsed riders	51.0%
Crashes involving unendorsed riders	46.4%
Crashes involving endorsed riders	54.7%
Motorcycle Ohio Trained Crashes	30.1%
Motorcycle Ohio Trained at fault crashes	15.4%
Helmet Used	42.3%
Motorcycle Ohio Trained - Helmet Used	16.8%
Alcohol Suspected	6.5%
Driver Distracted	14.4%
Male involved crashes	91.3%
Female involved crashes	6.3%
Unknown/Other involved crashes	2.4%



### Summary of Clark County Student Demographics

Ohio Department of Public Safety - Motorcycle Ohio Program  
Demographic Statistics By Class

Report Parameters  
Year: Instructor: From Date: 7/1/2013 To Date: 10/28/2022  
Class Type: Class Code:  
Training Provider: Clark County Combined Health District Provider Type:

SUMMARY OF DEMOGRAPHIC STATISTICS											
	15-5-20	21-24	25-34	35-44	45-54	55-64	65-74	75-84	85+	Unknown	Total
MALE	151	144	341	259	240	111	31	2	0	0	1279
FEMALE	24	38	119	142	161	40	4	0	0	1	529
UNKNOWN	1	0	0	0	0	1	0	0	0	0	2
AGE TOTALS	176	182	460	401	401	152	35	2	0	1	1810

# Environmental Health

## Continuous Quality Improvement

Household sewage treatment systems (septic systems) are installed where public sewer is not available. There are more than 20,000 septic systems in Clark County. The majority utilize soil to make sewage safe as soil contains beneficial micro-organisms that digest harmful micro-organisms and chemicals before the liquid waste returns to ground water. Most were installed in the 1950's through 1970's. As these systems fail, they must be replaced to reduce the risk of ground water contamination and the spread of disease.



As many households do not have enough area to install a replacement soils-base system, the only option for replacement is the installation of aerobic treatment units. These are commonly known as aerators and there are more than 1,000 installed in Clark County. Aerators have an electric motor and air pump which blow oxygen through the sewage so that beneficial aerobic micro-organisms can digest harmful micro-organisms and chemicals. The sewage is then either chlorinated or exposed to an ultraviolet light to insure disinfection. Most aerators discharge treated sewage to the surface.



In 2022 the Health District began a continuous quality improvement project to decrease the incidence of untreated sewage discharged into the environment. Many homeowners are not aware of or ignore the increased maintenance that is required for aerators over traditional soils-based systems. A review of inspection records from 2011 through 2021 reveal up to 80% of aerators discharge untreated sewage due to failure to maintain motors, pumps, and secondary disinfection. In response, our staff created a 7 minute educational video for homeowners.

We proposed that if homeowners understood that sewage aerators require maintenance to prevent untreated sewage from contaminating the environment, they would be more likely to provide maintenance. The video demonstrates how aerators function, required maintenance, and the contamination that occurs from failed systems. The video has been published on YouTube, and postcards with a QR code for easy access have been mailed to homeowners. Our staff will conduct inspections in 2023 to determine if consumer education decreases the incidence of failed aerators.



QR link to educational video

## Financial Relief for Owners of Failing Septic Systems



The average cost of a household sewage treatment (septic) system is \$18,800, based on the sewage treatment systems with which the Health District has provided assistance. Many homeowners are not prepared financially to replace a septic system when it fails.

To aid homeowners with the financial burden resulting from failing household sewage treatment systems, the Health District administers Water Pollution Control Loan Funding from the Ohio EPA. This program allows homeowners to borrow from the fund with 50%, 85%, or 100% loan forgiveness based on income. The funding can be used to repair or replace a household sewage treatment system or abandon a system and connect to public sewer. The amount awarded to Clark County in 2022 was \$150,000.

The application process is competitive with funding awarded to health departments based upon prudent and successful management of funds received in previous years. Our staff helps homeowners with applications, solicits bids, and schedules the contractors. Since 2017, the Health District has brought \$1,100,000 into Clark County that provided direct relief for families with failing septic systems. Eleven septic projects were completed in 2022.

## Safe Drinking Water

In Ohio, local health departments are responsible for the regulation of wells and other water sources used for drinking water that are not regulated by the Ohio EPA. Our work includes inspection of new and altered wells and collection of samples to test for biological contaminants to ensure a plentiful safe water supply. We also inspect wells and collect samples at the request of buyers who are entering into real estate transactions, and others who are required to demonstrate that their well water is free of biological contamination such foster homes, daycares, home bakeries, and mobile food service operations.

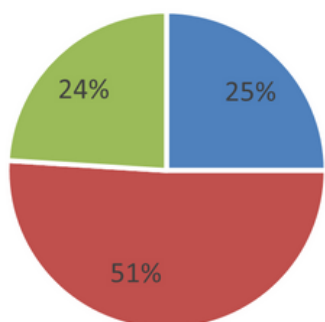


# Women, Infants & Children (WIC)

WIC was established to safeguard the health of income eligible women, infants, and children up to age 5 who are at nutritional risk by providing nutritious foods to supplement diets, nutrition education (including breastfeeding promotion and support) and referrals to health and other social services. This year brought a different challenge with the formula shortage and the continuation of the COVID 19 pandemic. However, at the end of 2022 our WIC program was happy to report 3,091 participants enrolled!



## Agency Distribution of Women, Infants and Children



During the entire fiscal year, the WIC program was above Clark County's state-assigned caseload. This year the staff saw an influx of families needing additional assistance of other necessities and many referrals were made to community agencies. Participants requiring interpreting services increased substantially as well from the county's growing population of non-English speaking families. With the ongoing COVID 19 pandemic, the WIC program waivers granted by the USDA continued to allow modified services. This modification included completion of appointments over the phone by staff and this year started the return of participants coming into the lobby for card loads while maintaining limited contact to reduce the spread of COVID 19. The formula shortage was another hurdle the WIC program and participants endured. From the shortage came a temporary list of alternative formulas families could purchase still using their WIC benefits. These temporary alternatives were available to families into 2023.

Towards the end of 2022, the extension of the increase in the cash value benefit for fruits and vegetables for participants one year and older was confirmed through at least September of 2023. The continuation of the bump was welcomed with more funds now used for food costs due to inflation.



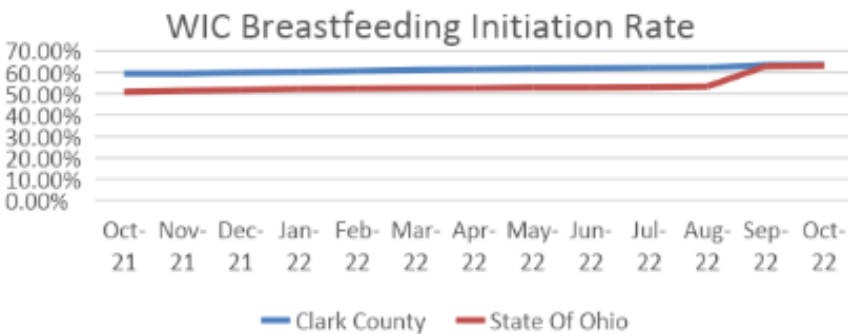


# Women, Infants, & Children (WIC)



Every year in March, National Nutrition Month is promoted. This year's theme of "Celebrate a World of Flavors" was highlighted. Health Professionals encouraged use of authorized WIC foods and emphasized embracing global cultures, cuisines, and inclusion. A visible display in the lobby was used for nutrition education during WIC nutrition card loads. Staff passed out bags containing handouts that included a nutrition activity, measuring cups and spoons plus recipes to try from 4 different cultures.

One of the ways the program supports and promotes breastfeeding is through an annual BAM (Breastfeeding Awareness Month) event with this year returning to an inside celebration. Guests visited tables that offered breastfeeding education, support items, access to breastfeeding staff, community programs and agencies. Attendance was the best yet with over 100 attendees including moms and support persons.



Looking at breastfeeding initiation rate, the program was above the state rate until the gap closed towards the end of the fiscal year. Again, this year the program saw a 4.2% increase in moms who initiated breastfeeding during 2022!

# Early Childhood



Help Me Grow Home Visiting provides expectant parents, infants and toddlers with health and developmental services with the goal of children starting school healthy and ready to succeed. We know that a child's body and brain grow more prenatal to age three than any other time in the lifespan. Help Me Grow supports the building of safe nurturing relationships in the family, something essential for all Clark County babies.

For the first half of 2022, a small number of families were served in the Moms & Babies First program. The families were then enrolled in Help Me Grow services so that they could have support for up to three years. Help Me Grow home visitors completed 3,350 visits with families.



## The ABCs of Safe Sleep: ALONE, BACK, CRIB.

Eligible Clark County families can receive a free pack and play by participating in safe sleep education. 315 families received a free pack and play in 2022.




Sleep related deaths claim approximately 3,600 babies every year in the US. Although research shows that about 75% of sleep related deaths are preventable, they persist. In the past two years we lost seven Clark County babies from a sleep related incident. The Cribs for Kids program provides parent education and a free pack n play to eligible families to promote room sharing with our young babies but not bed sharing.




Quitting smoking is the single most important thing you can do for your health and the health of your baby! The Baby & Me Tobacco Free program supports parents in becoming a tobacco free household. Participants in the program participate in four brief prenatal smoking sessions; set a quit date and stay quit during their pregnancy; agree to take a monthly breath test to show that they are tobacco-free and stay smoke free after their baby is born. Successful mothers receive a \$25.00 monthly voucher for diapers or wipes for up to 12 months the home remains smoke free. 83 counseling sessions were completed in 2022 to help moms quit for good!

## Vaccine Preventable Disease

<p><b>3,357</b></p>		<p><b>159</b></p>
<p>Immunization encounters to provide protection against vaccine preventable disease other than COVID and MPOX. <i>(Comparison # from 2021: 2783)</i></p>		<p>COVID Vaccines provided to residents who were homebound or had mobility challenges through home visit, in 2022. Flu vaccines also provided when requested.</p>
<p><b>43</b></p>	<p>Jynneos vaccine administered intradermally.</p>	<p><b>10,661</b></p>
<p>Doses of Jynneos vaccine administered. Jynneos vaccine is used to prevent infection of MPOX. <i>(Clark: 3 reported cases of MPox in 2022)</i></p>	<p>Actively recalled children listed in CCCHD's practice who were eligible but had not received their full measles vaccination. This was in response to the measles outbreak centered in Franklin County.</p>	<p>COVID Vaccines provided through CCCHD in 2022. <i>(Total COVID vaccines administered through December 2022 was 102,539.)</i></p>


## Sexual Health and Wellness

<p><b>2,079</b></p>		<p><b>310</b></p>
<p>Encounters with persons receiving services through the Sexual Health and Wellness Clinic.</p>		<p>Office or field visits with persons who have been diagnosed or exposed to syphilis or HIV. <i>(Comparison # of 267 in 2022)</i></p>
<p><b>27</b></p>	<p>Teaching about Sexual Health and Wellness.</p>	<p><b>378</b></p>
<p>Long Acting Reversible Contraceptives (LARCs) provided through Sexual Health and Wellness Clinic in 2022.</p>	<p><b>47,465</b></p> <p>Condoms distributed through CCCHD programs and partner sites. Active sites include: Wagon Wheel, Wayside, Dan &amp; Dees, Jimmy T's, Bens Corner, and Wittenberg.</p>	<p>Health Screenings in One 2 One Syringe Exchange <i>(Rapid Screenings offered: HIV, Syphilis, Hep C)</i></p>


### Connecting to Services

151		208
<p>Encounters to assist families with connecting to services through the Children with Medical Handicaps program.</p>		<p>Lead Case Management Encounters with families of children with elevated lead levels.</p>

### Tuberculosis Prevention & Control


425	6
<p>Encounters to facilitate Interferon-Gamma Release Assays (IGRA) screening for Tuberculosis.</p>	<p>Persons with active TB who received support services and monitoring during treatment in 2022.</p>
41	
<p>Chest X-Rays completed in partnership with Mercy Health for the purposes of TB control.</p>	

### Supporting Educational Success

5,341	6,348
<p>Hearing Screenings performed in K-12 schools through partnership with nursing students.</p>	<p>Vision Screenings performed in K-12 schools through partnership with nursing students.</p>
	66
	<p>Encounters for head checks for lice, with assistance for elimination of lice.</p>

### Community Partnership and Collaboration

<p><b>Faith Community Nursing (FCN)</b> <i>(partnership with Mercy/ Nehemiah Foundation)</i> completed its second year; a total of 10 churches are part of the collaborative</p>	<p><b>Safe Sleep Education</b> in Haitian Creole</p> <p>In November, began to make visits to birthing center to assist with Cribs for Kids distribution.</p>
<p>Churches in the Faith Community Nursing Program received AEDs and CPR training in 2022. This was made possible by funding from Community Health Foundation.</p>	<p><b>Matter of Balance</b> Partnered to offer fall prevention education.</p>



# Health Planning

## Creating Health Communities

Over the course of 2022, the Clark County Combined Health District (CCCHD), through the Creating Health Communities (CHC) Coalition, worked to support local community gardens and increase access to healthy foods. The coalition decided to collaborate with Springfield Promise Neighborhood and their Visioning Garden. The collaboration led to the implementation of a paid part-time community garden coordinator, a first of its kind position in Clark County.

Visioning Garden, and its garden coordinator, were able to increase the number of community gardeners who participated in the growing season by 116% and harvest 2,500+ pounds of produce that was distributed to multiple farmer's markets, youth centers, schools, and food pantries. The garden coordinator was able to hold five educational and orientation events for community gardeners, and two community festivals that included distribution of food. Clark County has a long history of poverty, poor health outcomes, and limited food access. This collaboration has helped to improve food access disparities within the community and more.



# Communicable Diseases

Reportable Condition	2022 Annual CD Report										5 Year Trend Line
	Quarter 1		Quarter 2		Quarter 3		Quarter 4		Grand Total*		
	Confirmed	Total	Confirmed	Total	Confirmed	Total	Confirmed	Total	Confirmed	Total	
<b>Enteric Diseases</b>											
Campylobacteriosis	0	6	1	10	0	8	1	7	2	31	█
Cryptosporidiosis	5	6	2	2	3	3	2	2	12	13	↑
Cyclosporiasis**	-	-	-	-	-	-	-	-	-	-	↓
E. coli, Shiga Toxin-Producing (O157:H7, Not O157, Unknown Serotype)	0	0	0	1	0	2	0	0	0	3	↓
Giardiasis	0	0	0	0	1	1	1	1	2	2	↓
Hepatitis A	1	1	0	0	0	0	0	0	1	1	↓
Salmonellosis	1	2	7	7	3	4	2	3	13	16	↑
Shigellosis	0	1	1	1	1	1	0	1	2	4	↑
Vibriosis (not cholera)	0	0	0	1	0	1	0	2	0	4	↑
Yersiniosis	0	1	1	1	0	1	0	0	1	3	↑
<b>Hepatitis B &amp; C</b>											
Hepatitis B (including delta) - chronic	2	2	3	12	1	13	0	6	6	33	↓
Hepatitis C - acute	1	1	0	1	1	1	0	0	2	3	↓
Hepatitis C - chronic	16	32	9	25	5	25	3	24	33	106	↓
<b>Sexually Transmitted Infections</b>											
Chlamydia infection	183	183	214	214	188	188	173	173	758	758	↓
Gonococcal infection	92	92	98	98	95	95	57	57	342	342	█
HIV <sup>‡</sup>	2	2	3	3	7	8	2	2	14	15	↑
Syphilis - congenital	0	0	0	0	0	3	0	0	0	3	↑
Syphilis - early	0	3	0	7	0	6	0	2	0	18	↑
Syphilis - primary	0	2	0	7	0	4	0	4	0	17	↑
Syphilis - secondary	0	12	0	9	0	13	0	5	0	39	↑
Syphilis - unknown duration or late	0	12	0	12	0	15	0	10	0	49	↑
Syphilis - All Stages	0	29	0	35	0	41	0	21	0	126	↑
<b>Vaccine-Preventable Diseases</b>											
Haemophilus influenza (invasive disease)	0	0	4	4	2	2	5	5	11	11	↑
Influenza-associated hospitalization	11	11	21	21	2	2	201	201	235	235	↓
Measles	0	0	0	0	0	0	1	1	1	1	↑
Meningitis - aseptic/viral	0	0	0	0	0	0	1	1	1	1	↓
Meningitis - bacterial (Not N. meningitidis)	0	0	2	2	0	0	2	3	4	5	↑
Meningococcal Disease	0	0	0	0	0	0	1	1	1	1	↑
Mpox (previously known as Monkeypox)	0	0	0	0	0	1	1	2	1	3	█
Mumps	0	1	0	0	0	0	0	1	0	2	↓
Pertussis	0	0	0	0	0	0	1	1	1	1	↓
Streptococcal - Group A - invasive	4	5	3	3	5	6	8	8	20	22	↑
Streptococcal - Group B - In newborns	0	0	1	1	0	0	0	0	1	1	↓
Streptococcus pneumoniae - invasive antibiotic resistance unknown or non-resistant	1	2	3	3	5	5	6	6	15	16	█
Streptococcus pneumoniae - invasive antibiotic resistant/intermediate	0	0	0	0	0	0	2	2	2	2	↓
Varicella	0	0	0	0	1	2	0	1	1	3	↓
<b>Vectorborne and Zoonotic Diseases</b>											
Lyme Disease	0	0	0	0	1	1	0	0	1	1	↑
West Nile Virus**	-	-	-	-	-	-	-	-	-	-	↓
<b>Other Reportable Infectious Diseases</b>											
Coccidioidomycosis	0	0	0	0	1	1	1	1	2	2	↑
COVID-19	7510	9049	1321	1680	2998	3936	1568	2074	13397	16739	█
CP-CRE	5	5	2	2	0	0	3	3	10	10	↑
Legionellosis - Legionnaires' Disease	0	0	2	2	3	3	0	0	5	5	↓
MIS-C associated with COVID-19 (call health department immediately)†	1	1	0	0	0	0	0	0	1	1	█
Tuberculosis†	0	0	0	0	2	2	0	0	2	2	↑
<b>Total</b>	<b>7835</b>	<b>9432</b>	<b>1698</b>	<b>2129</b>	<b>3325</b>	<b>4353</b>	<b>2042</b>	<b>2610</b>	<b>14900</b>	<b>18524</b>	

Unless otherwise specified, all cases are totaled by event date.

<sup>‡</sup>HIV data were collected from ODRS and not from ODH HIV Surveillance.

†Cases were totaled based on date reported to ODH.

\*\*No Confirmed or Probable cases in 2022. Arrow represents the 5 year trend line.

↑ Represents an increase in the 5 year trend

↓ Represents a decrease in the 5 year trend

█ Represents no change in the 5-year trend or unable calculate due to insufficient data

# Emergency Preparedness

In 2022, the Health District began the recovery phase to the COVID-19 Response. CTEC, our testing center, closed in February 2022 and CCCHD began distributing at-home Rapid test kits out of the Home Road office. Between February 2022 and December 31, 2022, CCCHD staff gave out more than 16,000 test kits.



CCCHD had 3 test kit giveaways during this time. The first one was on June 7th, 2022 in partnership with Springfield High school. CCCHD gave away 430 test kits at this time. CCCHD also performed a "Testgiving" test kit giveaway to "Give Thanks, Not COVID" the week before Thanksgiving and distributed 2,600 tests to the community to keep the holiday safe. Due to the success, another holiday giveaway was performed the week before Christmas with the theme, "Don't let COVID steal Christmas". This event was also a success with another 2,600 test kits given to Clark County Residents.

CCCHD also participated in multiple exercises this year as the workplace was returning to normal. Multiple staff members participated in an Emergency Operations Center training and exercise in July. This was a functional exercise that was modeled off a train derailment in Mad River Township. This prepared staff to be able to assist in staffing the county EOC in the event of a large-scale emergency occurring in Clark County.

A tabletop Healthcare Coalition exercise was performed in coordination with the Clark County Health Care Coalition and the Clark County EMA. This event assisted our local hospitals, long term care facilities and other healthcare providers in planning coordination, mass care and communications plans in the event of a large-scale, multi-day power outage in Clark County. CCCHD updated multiple sections of our Emergency Response Plan in response to improvement suggestions in these exercises.



# Vital Statistics

The Health District is the steward of birth and death records for Clark County. Vital information is part of the history of our community. Many agencies use vital statistics to obtain grants to provide health programs and other services for our citizens, to monitor the health and well-being of our community, and to promote wellness overall.

Clark County was in the first wave of local health districts who were able to be handle death certification electronically. Funeral directors and physicians can enter information directly into the program eliminating the need to hand-carry paperwork to various locations. Birth registration has been handled electronically for several years. Electronic registration for both birth and death records insure the information is correct and complete and provides prompt access to those records for our citizens.

If you were born in the State of Ohio, you may obtain a copy of your birth certificate from the Clark County Combined Health District. Currently, we are only able to issue death certificates for those who die in Clark County.

<b>Births Registered in 2022</b>	<b>Deaths Registered in 2022</b>
1095	1794
<b>Birth Certificates Issued in 2022</b>	<b>Death Certificates Issued in 2022</b>
7525	7258



# Financials

	<u>Governmental Fund Types</u>		
	<u>General</u>	<u>Special Revenue</u>	<u>Totals</u>
<b>Cash Receipts:</b>			
Intergovernmental Revenue	\$ 488,043	\$ 3,420,447	\$ 3,908,491
Property Taxes	\$ 2,116,798	\$ -	\$ 2,116,798
Licenses, Permits, & Fees	\$ 448,308	\$ 703,929	\$ 1,152,237
Contractual services	\$ -	\$ 605,011	\$ 605,011
Medicaid	\$ -	\$ 1,622	\$ 1,622
State Subsidy	\$ 82,569	\$ -	\$ 82,569
Vital Statistics	\$ 328,677	\$ -	\$ 328,677
Reimbursements	\$ 83,192	\$ -	\$ 83,192
Other receipts	\$ 400,264	\$ 18,939	\$ 419,203
Total Cash Receipts	<u>\$ 3,947,852</u>	<u>\$ 4,749,948</u>	<u>\$ 8,697,800</u>
<b>Cash Disbursements:</b>			
Salaries	\$ 1,636,110	\$ 2,887,271	\$ 4,523,381
Benefits	\$ 252,242	\$ 444,217	\$ 696,459
Insurances	\$ 645,041	\$ 757,161	\$ 1,402,202
Workers Compensation	\$ -	\$ -	\$ -
Supplies	\$ 436,873	\$ 353,909	\$ 790,782
State Remittance	\$ 208,417	\$ 49,615	\$ 258,032
Equipment	\$ 11,920	\$ -	\$ 11,920
Contract Services	\$ 167,455	\$ 505,637	\$ 673,092
Travel & Training	\$ 12,819	\$ 31,046	\$ 43,866
Maintenance / Utilities	\$ 100,261	\$ 125,838	\$ 226,099
Rent/Leases	\$ 1,212	\$ 74,481	\$ 75,693
County Auditor Fees	\$ 38,563	\$ -	\$ 38,563
Reimbursements	\$ -	\$ 133	\$ 133
Other	\$ 1,628	\$ 1,173	\$ 2,801
Total Cash Disbursements	<u>\$ 3,512,541</u>	<u>\$ 5,230,481</u>	<u>\$ 8,743,022</u>
Total Cash Receipts Over Cash Disbursements	<u>\$ 435,311</u>	<u>\$ (480,533)</u>	<u>\$ (45,222)</u>
<b>Other Financing Cash Receipts/ (Cash Disbursements)</b>			
Transfers-In	\$ -	\$ 170,000	\$ 170,000
Advances-In	\$ 38,000	\$ 88,600	\$ 126,600
Transfers-Out	\$ (170,000)	\$ -	\$ (170,000)
Advances-Out	\$ (88,600)	\$ (38,000)	\$ (126,600)
Total Other Financing Cash Receipts/ (Cash Disbursements)	<u>\$ (220,600)</u>	<u>\$ 220,600</u>	<u>\$ -</u>
Net Change in Fund Balance	\$ 214,711	\$ (259,933)	\$ (45,222)
Fund Cash Balances, January 1, 2022	<u>\$ 2,137,539</u>	<u>\$ 1,544,859</u>	<u>\$ 3,682,398</u>
<b>Fund Cash Balances, December 31, 2022</b>	<b><u>\$ 2,352,250</u></b>	<b><u>\$ 1,284,926</u></b>	<b><u>\$ 3,637,176</u></b>
Restricted	\$ -	\$ 1,091,366	\$ 1,091,366
Committed	\$ 27,550	\$ 193,560	\$ 221,110
Assigned	\$ 2,158,564	\$ -	\$ 2,158,564
Unassigned (Deficit)	\$ 166,136	\$ -	\$ 166,136
<i>Fund Cash Balances, December 31, 2022</i>	<u>\$ 2,352,250</u>	<u>\$ 1,284,926</u>	<u>\$ 3,637,176</u>

# Health Equity

In 2022, CCCHD made significant strides in continuing to identify and close Health Equity gaps in our community.


CCCHD contracted with Clark County Educational Service Center to employ 3 full-time Haitian interpreters as well as 1 additional part-time Interpreter with state funds received to assist in partnerships and outreach, including COVID prevention. This team helps with facilitating successful access to community services for the Haitian community.

They have also served as a pivotal asset for CCCHD in assessing the culturally and linguistically appropriate measures necessary to help CCCHD meet the needs of the growing Haitian population in Clark County. Two of our interpreters currently serve on the Clark County Haitian Task Force representing CCCHD.



CCCHD became a founding member of the Clark County Haitian Task Force with the goal of bringing county agencies together to strategize efforts to meet the needs of the growing Haitian community in Clark County in the areas of legal services, food, housing, employment, healthcare, education, and transportation.

CCCHD employs 3 Spanish language interpreters as well. All 7 interpreters are housed on site at CCCHD and interact with community members as needed.



CCCHD established the Clark County Health Equity Advisory Committee to bring County health care agencies (Hospitals, Mental Health, Drug Treatment, etc.) together to identify gaps and needs and to create plans to fill and meet those community concerns.

In 2022 CCCHD welcomed the return of the Minority Health Fair after a two-year Covid pause with over three hundred community members in attendance. The Minority Health Fair continues to be an event where community partners come together to bring services and highlight community resources available to underserved populations in Clark County.

# Contact Us

Visit [ccchd.com](http://ccchd.com) for more information about the services we offer to Clark county residents.

Clark County Combined Health District  
529 E. Home Road  
Springfield, Oh 45503

(937) 390-5600  
[health@CCCHD.com](mailto:health@CCCHD.com)

A resolution authorizing the Health Commissioner and other representatives/employees of the Clark County Combined Health District to enforce provisions of Ohio's retail food establishment and food service operation laws.

WHEREAS, the Clark County Combined Health District Board of Health is authorized, pursuant to Ohio Administrative Code section 3701-27-27 and section 901:3-4-15 (Embargo of Food), to "embargo" from licensed Retail Food Establishments and Food Service Operations expired infant formula and condemn or destroy any meat, seafood, poultry, vegetable, fruit, or other perishable foods that are unsound, or contain any filthy, decomposed, or putrid substance, or that may be poisonous or deleterious to health or otherwise unsafe; and

WHEREAS, the Clark County Combined Health District Board of Health is authorized, pursuant to Ohio Administrative Code section 901:3-4-12 (Tagging Articles to Prohibit Use) to "Tag" as unusable, herein defined as "Any article such as a utensil, material, or piece of equipment may be removed from use in a retail food establishment by the licensor if it presents a public health hazard"; and

WHEREAS, the Clark County Combined Health District Board of Health is authorized, pursuant to Ohio Revised Code 3717.29 and 3717.49 to suspend and/or revoke the license of Retail Food Establishments and Food Service Operations for failure to meet compliance with these rules causing a danger to the public's health and safety;

NOW THEREFORE, be it Resolved by the Clark County Combined Health District Board of Health:

1. The Clark County Combined Health District Board of Health authorizes the Health Commissioner and the following persons employed by the Board to enforce the provisions of the Ohio Administrative Code sections 3701-21-27, 901:3-4-15 (Embargo of Food), and 901-3-4-12 (Tagging Articles to Prohibit Use):
  - a. Assistant Health Commissioner
2. The Clark County Combined Health District Board of Health authorizes the Health Commissioner to immediately suspend Retail Food Establishment and Food Service Operation licenses pursuant to Ohio Revised Code 3717.29 (D) (1) for failure to meet compliance with these rules causing a clear and present danger to public health, and Ohio Revised Code 3717.49 (C) (1) for failure to meet compliance with these rules causing an immediate danger to public health:

3. The Clark County Combined Health District Board of Health authorizes Health Commissioner and the following persons employed by the Clark County Combined Health District Board of Health to act on behalf of the Clark County Combined Health District Board of Health to negotiate plans for compliance with Ohio’s Retail Food Establishment and Food Service Operation rules and to notify the Board of Health when compliance is not obtained. The Clark County Combined Health District Board of Health retains sole authority to suspend or revoke a license pursuant to Ohio Revised Code 3717.29 (C) (1) for failure to meet compliance with these rules causing a clear and present danger to public health, and Ohio Revised Code 3717.49 (B) (1) for failure to meet compliance with these rules causing an immediate danger to public health.
  - a. Assistant Health Commissioner
  - b. Director of Environmental Health
  - c. Supervisor of Environmental Health
  - d. Registered Environmental Health Specialists or Registered Environmental Health Specialists in Training
  
4. This resolution supersedes Board of Health resolutions R 59-01, R 53-02, R 56-04, and R 40-10 and is effective immediately upon its adoption until otherwise amended or repealed by official action of the Clark County Combined Health District Board of Health.

Resolution Number: \_\_\_\_\_

Offered by: \_\_\_\_\_ Seconded by: \_\_\_\_\_

Passed: \_\_\_\_\_ Vote: Yeas \_\_\_\_\_ Nays \_\_\_\_\_

Approved Date: \_\_\_\_\_

Certified by:

Attested to:

\_\_\_\_\_

\_\_\_\_\_

Dala DeWitt, President

Charles Patterson, Clerk

Clark County Combined Health District

Clark County Combined Health District

Board of Health

Board of Health

## Need Altaro VMBackup Unlimited Perpetual Licenses - 2 licenses for single hosts

Quote #006849 v1

**Prepared For:**

**Clark County Combined Health District**

Chris Cook  
529 East Home Road  
Springfield, OH 45503

P: (937) 390-5600  
E: ccook@ccchd.com

**Prepared by:**

**TechAdvisors**

Kayla Hoelle  
2071 N Bechtle Ave, #202  
Springfield, OH 45504

P: 937-528-2460  
E: khoelle@techadvisors.us

**Date Issued:**

**03.07.2023**

**Expires:**

**04.05.2023**

**PO Number**

### Equipment

Description	Price	Qty	Ext. Price
<b>Altaro VM Backup Unlimited</b> New License - VM Backup for VMware - Unlimited Plus Edition including 1 year of SMA	\$695.00	2	\$1,390.00
Subtotal:			<b>\$1,390.00</b>

Quote Summary	Amount
Equipment	\$1,390.00
Total:	<b>\$1,390.00</b>

Payment Options	Payments	Interval	Amount
<b>Term Options</b>			
Net 30	1	One-Time	\$1,390.00
<b>Down Payment</b>			
Down Payment of 50%	1	One-Time	\$695.00

Make checks payable to TechAdvisors at your earliest convenience

Past due invoices are subject to 2.0% monthly interest rate fee

Thank you for your business!

Acceptance

**TechAdvisors**

**Clark County Combined Health District**

Kayla Hoelle

\_\_\_\_\_  
**Signature / Name**

03/07/2023

\_\_\_\_\_  
**Date**

Chris Cook

\_\_\_\_\_  
**Signature / Name**

**Initials**

\_\_\_\_\_  
**Date**