

AGENDA
CLARK COUNTY COMBINED HEALTH DISTRICT
BOARD OF HEALTH
September 20, 2022
6:00 p.m.

1. Call Meeting to Order
2. Roll Call
3. Approval of Meeting Minutes
4. Activity Reports:
 - A. Nursing Division (*Christina Conover*)
 - B. Environmental Division (*Larry Shaffer*)
 - C. Early Childhood (*Lori Lambert*)
 - D. Women, Infants, & Children (*Emily Thomas*)
 - E. Health Planning (*Chris Cook*)
 - E. Vital Statistics (*Shannon Hackathorne*)
 - F. Financial Report (*Lindsey Hardacre*)
 - G. Legislative Update (*Charles Patterson*)
5. Monthly Vouchers (*Lindsey Hardacre*)
 - A. Payment Approval
 - B. Transfers/Advances, if necessary
6. Public Comment
7. Special Report
8. Old Business
9. New Business
 - A. First Reading – Environmental Health Fees (*Larry Shaffer*)
 - B. 2023 Tax Levy Rates Certification (*Charles Patterson*)
 - C. HDIS maintenance contract renewal (*Charles Patterson*)
 - D. Creation of New Fund (8299) & Appropriations (*Lindsey Hardacre*)
 - E. Laptop purchase (*Chris Cook*)
 - F. Group Life Insurance Coverage Increase (*Shannon Hackathorne*)
9. Health Commissioner's Comments
10. Executive Session – if necessary
11. Additional Business – if necessary
12. Next Meeting Date – Thursday, October 20, 2022

Adjournment

Clark County Combined Health District
Board of Health Minutes
August 18, 2022

President Dala DeWitt called the August 18, 2022, Clark County Combined Health District Board of Health meeting to order at 6:00 p.m.

Board members present: Catherine Crompton, Dala DeWitt, Bernadette deGuzman, Scott Griffith and Valerie Moore.

Board members absent: Tyler Walters and Dana King.

Staff present: Charles Patterson, Health Commissioner; Larry Shaffer, Environmental Health Director; Christina Conover, Director of Nursing; Lori Lambert, Early Childhood Director; Emily Thomas, WIC Director; Lindsey Hardacre, Fiscal Officer 2, Chris Cook, Assistant Health Commissioner; Stephanie Johnson, Emergency Preparedness Coordinator and Nate Smith, Communications Coordinator.

Guests: none.

Minutes: The minutes of the Board of Health meeting held on July 27, 2022, were approved as submitted.

Activity Reports

Nursing: Ms. Conover said that we continue to provide COVID vaccines and are anticipating being able to administer the bivalent vaccine which will be an additional booster. She said that the bivalent is not yet available, however, we are starting to get calls and questions from the community, so we have requested two (2) nurses from Prolink to help with our vaccine clinics. She said the two (2) nurses started this week, which will be a tremendous help with the COVID and back to school vaccines.

Ms. Conover said that we do not currently have any identified cases of Monkeypox in Clark County, however, some of our surrounding counties do so we anticipate that one of our providers will identify a positive case. She said that we did order vaccine, however, right now the state is in a transition period of the vaccine only being available for people identified as direct contacts of positive cases transitioning to a high-risk population. She said that we are still trying to figure out how that tiering system will go with differing case counts throughout the state. She said that initially the vaccine is delivered subcutaneously, however, they did approve an emergency use authorization which will allow some people aged 18 and over a dose intradermally. She said the benefit there is that one (1) dose becomes four (4) to five (5) doses. She said that as of this evening there are 123 cases in Ohio. She said that Mr. Patterson will speak more to this later in the agenda.

Ms. Conover said that our back-to-school vaccinations are in full swing. She said that we met with some Springfield City school nurses last week and we look forward to working with them.

She said sexual health and wellness had two (2) successful opportunities to go to provider offices to talk about syphilis and secure collaboration with them and thanked Ms. Britney Bruce for work with that.

Ms. Conover said that we have had many personnel changes over the past couple of years, so we do not always mention the comings and goings in an effort not to miss someone but wanted to mention the addition of a couple co-workers as their capacity is a little different. She said through the Educational

Service Center (ESC) we are able to have two (2) co-workers, one who is bilingual in French Creole and one bilingual in Spanish. She said that it has been nice to have both with us to help develop relationships.

Environmental Health: Mr. Shaffer said that we had an agenda item for a variance removed tonight and thanked the board again for passing the variance policy, which we have been able to use on a couple instances and it made the process easier for all involved.

Mr. Shaffer said that today is the last day for our mosquito intern so we will discontinue collection of samples for the rest of the season. He said that we have met our requirements and have collected twenty (20) positive samples for West Nile Virus so far. He said that we are number three (3) in the state for collecting positive samples and number nine (9) in the state for collecting total number of mosquitos at over 13,000 so far. He said that we do expect to change how we apply control products next year and plan to reach out to more areas. He said that it has been a struggle to keep up this year due to staffing shortages which is the reason the mosquito collection is being discontinued.

Early Childhood: Ms. Lambert said that we have been interviewing for one full-time and two (2) part-time open positions and are currently in the offering stage and hope to be back next month with three (3) new team members.

Mr. Lambert said that we have been diligently gathering documentation to show our evidence-based model Healthy Families America that we are following their model and that documentation is due to them by September 6, 2022. She said that they will fly-in October 16, 2022 through October 18, 2022 to do an onsite visit and we look forward to having them here.

Mr. Lambert said that Governor DeWine's office has asked us to take one of their key advisors on a home visit in Clark County to show them the value of Help Me Grow so we will do that on September 13, 2022 and look forward to that as well.

WIC: Ms. Thomas said that our caseload has dropped just below 3,000, however, still is above our state assigned level. She said that we are one of the six (6) counties out of seventy-four (74) above the state assigned level, so we are pleased with that.

Ms. Thomas said that the formula shortage is still a concern and substitutes are temporarily available under most of our packages. She said that the state office is continuing to watch the situation and provides weekly updates.

Ms. Thomas said that August is breastfeeding awareness month or as we like to call it BAM. She said that Ohio has adopted the theme, "step up for breastfeeding, educate and support" which focuses on the role we all have in the survival and well-being of all and the work to protect breastfeeding worldwide. She said in celebration of BAM our program is having an event next Friday afternoon at the WIC/EC building. She said that we are providing flyers and invitations to our participants to join us to learn more about breastfeeding and receive support items.

Ms. Thomas said that we are happy to report that our application for the WIC grant has been processed and we received notice of award for that grant starting fiscal year 2023.

Health Planning: Mr. Cook complimented our team and first responders in the community on the overdose map project. He said that this is an advancement of something we started with Springfield Fire & Rescue that will provide us with more real time data of when we have spikes and increases in overdoses in the community that can be indicative of laced drugs causing overdoses more than we would expect for

this time of year. He said that this project will allow our quick response team to have that real time data and get out into the community to make people aware of these potential drugs on the street that are causing people to overdose.

Mr. Cook said that our annual report for the public health accreditation board was submitted on July 27, 2022, and that it is currently under review which typically takes a couple of months to approve. He said that this is something that we will complete once per year during our five (5) year process, and we are looking forward to that feedback.

Mr. Cook said that we are happy to share that we received our award for the substance abuse program in the amount of \$175,000.00. He said that we have a kickoff event coming up on August 26, 2022 for our drive sober or get pulled over campaign that will be held at Youngs Jersey Dairy from 11:00am to 2:00pm. He complimented our lead team, Caroline, Leslie, and Gracie for their work making strides in educating providers, realtors and other partners in the community doing lunch and learns to understand what lead hazards are and how they can access help. He said this work could not be done without the great partnerships in our community.

Vital Statistics: Mr. Patterson said that the vital statistics birth data is incomplete for July as we are experiencing some issues with data from the hospital so we will update that report next month.

Financial Report: Ms. Hardacre presented the financial report said that we have submitted five (5) grants in the past one and half months with the Ohio Department of Health behind in grant submissions, but we continue to submit those with the next coming in October.

Legislative Update: Mr. Patterson said that the legislature has not been in session so there has not been much activity. He said Dr. Vanderhoff, the Director of Health will be visiting our health district on September 12, 2022 and invited the board members to attend.

Vouchers: Ms. Hardacre presented the bills.

R 80-22 A resolution approving payment of the bills from July 1, 2022 through July 31, 2022.

Motioned by: Ms. Moore

Seconded by: Dr. Crompton

Dr. deGuzman Yes

Mr. Griffith Yes

Mr. Walters Absent

Ms. Moore Yes

Dr. Crompton Yes

Ms. DeWitt Yes

Dr. King Absent

Motion carried.

Advance: Ms. Hardacre said that we are requesting an advance from the General Review Fund to the Maternal Infant Early Childhood Home Visiting Fund in the amount of \$10,000.00. She said that we are asking that the advance be retroactive to July 31, 2022.

R 81-22 A resolution approving a budgeted advance from the General Revenue Fund to the Maternal Infant Early Childhood Home Visiting Fund in the amount of \$10,000.00, retroactive to July 31, 2022.

Motioned by: Ms. Moore
Seconded by: Dr. Crompton

Mr. Walters	Absent	
Ms. DeWitt	Yes	
Dr. King	Absent	
Ms. Moore	Yes	
Mr. Griffith	Yes	
Dr. deGuzman	Yes	
Dr. Crompton	Yes	Motion carried.

Public Comment: none

Special Report: none

Old Business: none

New Business:

Water Pollution Control Loan Fund Request to OEPA: Mr. Shaffer said that since 2018 we have been entering into an agreement with the OEPA to receive funding designed to reduce the pollution to the water from household sewage treatment systems. He said that to date we have been awarded \$950,000.00 and have spent \$666,000.00. He said that the money goes directly to repairs and replacements for household sewage treatment systems for individual property owners. He said that it is a fantastic program that brings money into Clark County to our individual property owners. He said that we have completed 47 projects with the average benefit being approximately \$14,000.00. He complimented the staff as the program is a lot of work. He said that we are down to two (2) septic installers which is why we have not spent the entire \$950,000.00. He said that we are asking for permission to continue with that program this evening.

R 82-22 A resolution authorizing the Health Commissioner to apply for, accept, and enter into a Water Pollution Control Loan Fund Agreement on behalf of the Board of Health of the Clark County Combined Health District for the repair and replacement of household sewage treatment systems.

Whereas the Clark County Combined Health District seeks to repair and/or replace failing home sewage treatment systems; and

Whereas the Clark County Combined Health District intends to apply to the Water Pollution Control Loan Fund (WPCLF) for the repair and/or replacement of failing home sewage treatment systems; and

Whereas the Ohio Water Pollution Control Loan Fund requires the government authority to pass legislation for application of a loan and the execution of a WPCLF assistance agreement; now therefore,

BE IT RESOLVED by the Board of Health of the Clark County Combined Health District of Springfield, Ohio:

SECTION 1. That the Health Commissioner be and is hereby authorized to apply for a WPCLF assistance agreement for the year 2023, sign all documents for and enter into a Water Pollution Control Loan Fund with the Ohio Environmental Protection Agency for the repair and/or replacement of failing home sewage treatment systems on behalf of the Board of Health of the Clark County Combined Health District of Springfield, Ohio

SECTION 2. That is resolution shall take effect and be in force from and after the earliest period allowed by law.

Motioned by: Dr. deGuzman

Seconded by: Mr. Griffith

Mr. Walters	Absent	
Ms. DeWitt	Yes	
Dr. King	Absent	
Ms. Moore	Yes	
Mr. Griffith	Yes	
Dr. deGuzman	Yes	
Dr. Crompton	Yes	Motion carried.

Disease Investigator Position: Ms. Conover said that it is a challenging time to attract staff which includes nursing staff that is starting to affect programs so we decided to make some changes to the communicable disease nurse posting to a disease investigator posting that will be supported by the nursing team. She said that we feel this is necessary and manageable.

R 83-22 A resolution approving the Disease Investigator job description and allowing the position as a substitute for a Communicable Disease Public Health Nurse.

Motioned by: Ms. Moore

Seconded by: Dr. deGuzman

Dr. Crompton	Yes	
Mr. Griffith	Yes	
Dr. King	Absent	
Ms. Moore	Yes	
Ms. DeWitt	Yes	
Dr. deGuzman	Yes	
Mr. Walters	Absent	Motion carried.

Springfield Foundation Grant Submissions: Ms. Conover said that we have an opportunity to apply for grants with one being a request for funding for two (2) additional Binx machines that give us chlamydia and gonorrhea results. She said that we have two (2) machines which has been successful, however, we have tried to transport the machines between our Southern Village location and Home Road which causes extra wear and tear on the machines.

Mr. Cook said that we submitted two (2) other applications, both of which complement other funding we have already received from the Community Health Foundation. He said we previously received \$25,000.00 from the Community Health Foundation for an Infant Vitality Coordinator and asked for \$50,000.00 from the Springfield Health Foundation to make that a full-time position. He said that this ask is to align with one of our community health improvement priorities to decrease our adverse birth outcomes, decrease preterm births, increase healthy birth outcomes, and decrease mortality. He said the second application

is to compliment the Community Health Foundation’s funding of \$45,000.00 for what we called a minority health connection. He said that we asked for another \$50,000.00 from the Springfield Health Foundation to establish, equip and renovate a new or alternative location somewhere in the south corridor to provide these services in the neighborhoods where we need them. He said when we looked at the possibilities there was some overlap between the data first project where we targeted certain census tracks for the COVID vaccine with a similar approach to bring public health services to the same corridor.

R 84-22 A resolution authorizing the Health Commissioner to submit the grant applications to the Springfield Foundation and do all things necessary including negotiating and executing any contracts.
Motioned by: Ms. Moore
Seconded by: Dr. deGuzman

Dr. Crompton	Yes	
Mr. Griffith	Yes	
Dr. King	Absent	
Ms. Moore	Yes	
Ms. DeWitt	Yes	
Dr. deGuzman	Yes	
Mr. Walters	Absent	Motion carried.

MED Trainer Contract: Ms. Conover said it is becoming more difficult to ensure that all the proper trainings and annual signoffs are completed which came up in a lab audit. She said that it was something that a secretary previously tracked for us, however, being down a secretary we thought that this would be a useful tool to help us stay on track with policies and procedures with many staff being offsite and PRN. She said that this will help keep us in compliance and can serve as a pilot for the health district should there be a need for future tracking of annual trainings.

R 85-22 A resolution authorizing the Health Commissioner to execute a contract with MED Trainer for nursing division compliance, not to exceed \$2,500.00 paid from the Medicaid Administrative Claiming (MAC) Fund.
Motioned by: Ms. Moore
Seconded by: Dr. deGuzman

Ms. Moore	Yes	
Mr. Walters	Absent	
Dr. King	Absent	
Dr. deGuzman	Yes	
Dr. Crompton	Yes	
Ms. DeWitt	Yes	
Mr. Griffith	Yes	Motion carried.

Health Commissioner’s Comments: Mr. Patterson shared that we have invested in new microphones and staff are reporting through text that our audio is the best it has been.

Additional Business: none

Ms. Dala DeWitt called for an executive session to discuss real estate.

Ms. Moore moved to enter Executive Session at 6:32 p.m. to discuss real estate. Seconded by Dr. Crompton.

Mr. Walters	Absent	
Ms. DeWitt	Yes	
Dr. King	Absent	
Ms. Moore	Yes	
Mr. Griffith	Yes	
Dr. deGuzman	Yes	
Dr. Crompton	Yes	Motion carried.

The Board of Health returned from the Executive Session at 7:07 p.m.

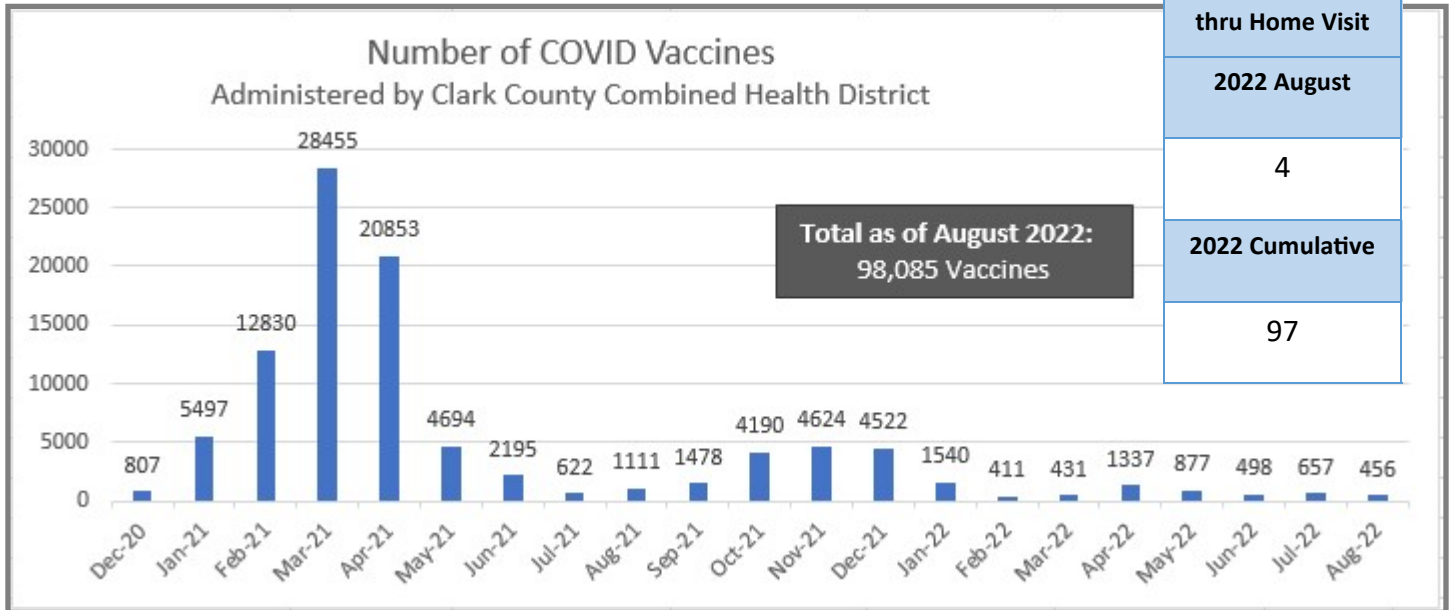
The next regular Board of Health meeting will be held on Thursday September 15, 2022, at 6:00 p.m. at 529 East Home Road, Springfield, Ohio.

With no further business to come before the Board, the meeting was adjourned at 7:07 p.m.

Charles A. Patterson, Secretary
Clark County Combined Health District
Board of Health

Dala DeWitt, President
Clark County Combined Health District
Board of Health

COVID-19 Response:



- COVID-19 vaccinations continue to be provided at 529 East Home Road on Mondays, Thursdays and Fridays with the help of our staff, our PRN staff and our two ProLink/ODH staff. Many thanks to the staff who have also returned to help schedule COVID vaccines.
- During September 2022, bivalent booster vaccines made by Moderna and Pfizer were released. Since September 8th, just over 700 vaccines (mostly bivalent boosters) have been given.

Monkeypox (MPXV) Response:

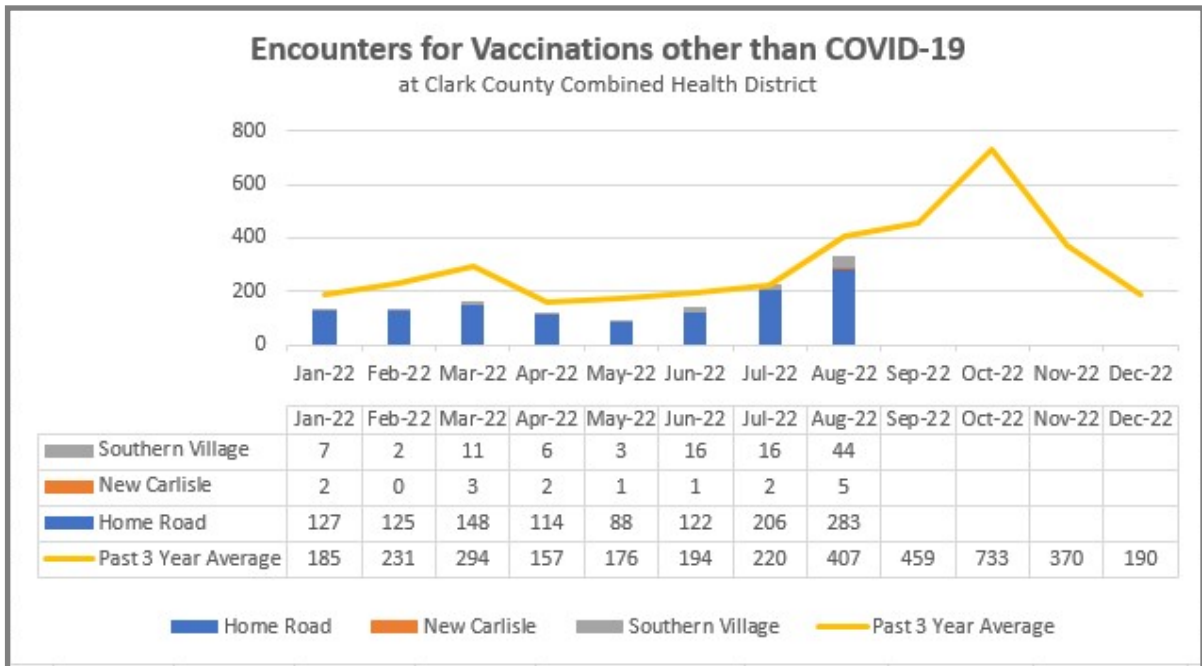
- On September 19th, CCCHD did a press release to note that there is one case of probable monkeypox diagnosed in Clark.
- Case Counts as of 8/15/2022:
 - United States: 23,893 Ohio: 248 Clark County: 1
- Limited amount of vaccine has been issued to CCCHD and doses are pre-arranged and offered to eligible persons once a week in an effort to waste as little vaccine as possible.
- Persons indicate their interest and attest to their eligibility through a link on CCCHD's website.

The Clark County Combined Health District is using the Centers for Disease Control and Prevention's tiered approach to vaccine distribution as guidance during this time of limited vaccine availability. Currently to receive a vaccine individuals must meet one of the following criteria:

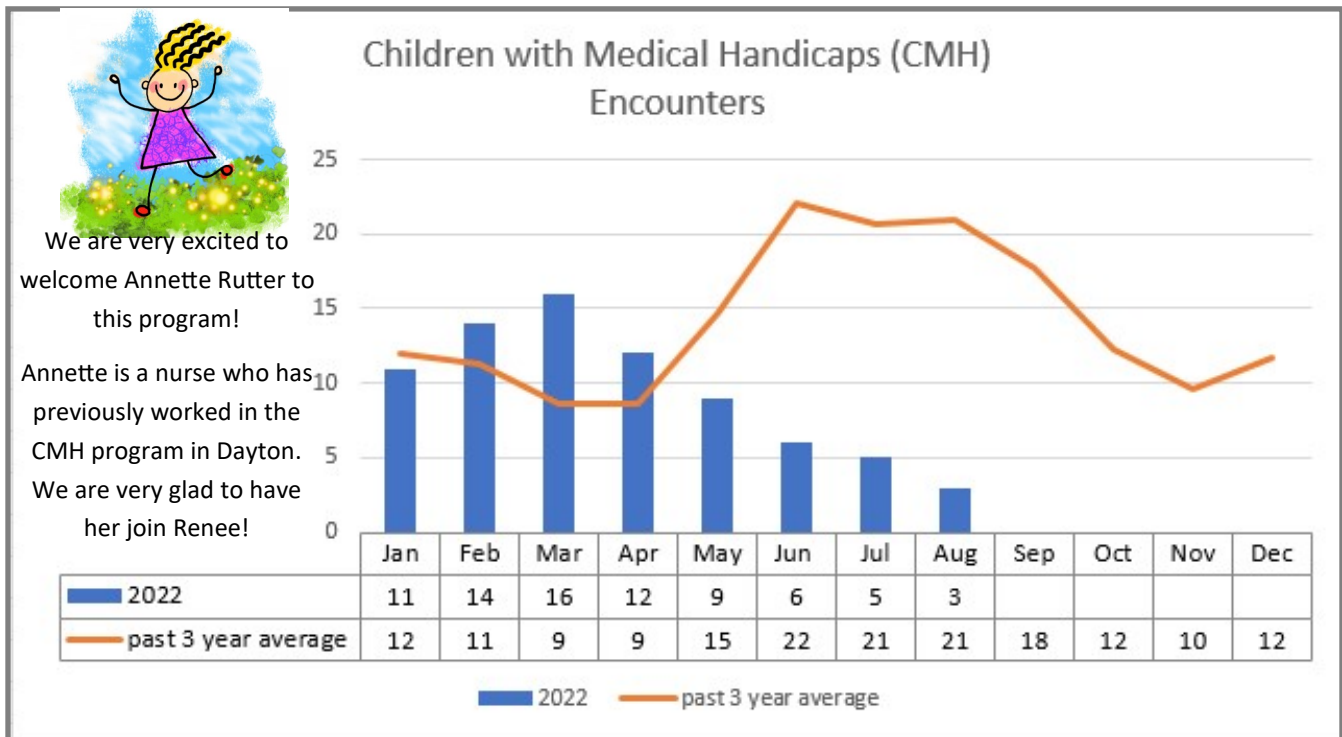
- You are at high risk of being exposed where you work (lab workers testing monkeypox samples).
- You are a close contact of someone who has been diagnosed with or tested positive for monkeypox.
- You attended an event or activity where there were monkeypox cases or known transmission.
- You are a man, transgender woman, or non-binary person who has or plans to have sexual encounters with men **AND you or your partner have risk factors such as:**
 - HIV positive or living with AIDS
 - diagnosed with and STI/STD in the last 12 months
 - history of multiple or anonymous sex partners
 - participate in group sex
 - attend sex-on-premise venues or events
- You or your partner exchange sex for money, goods or services.

Nursing Clinical and Case Management Services August 2022 Activities

Routine Immunizations and Get Vaccinated Ohio (GVOH)



Children with Medical Handicaps (CMH)



Lice

	Jan	Feb	Mar	Apr	May	Jun	Jul	Aug	Sep	Oct	Nov	Dec	Total
Head Checks	1	7	6	2	6	12	2	5					41

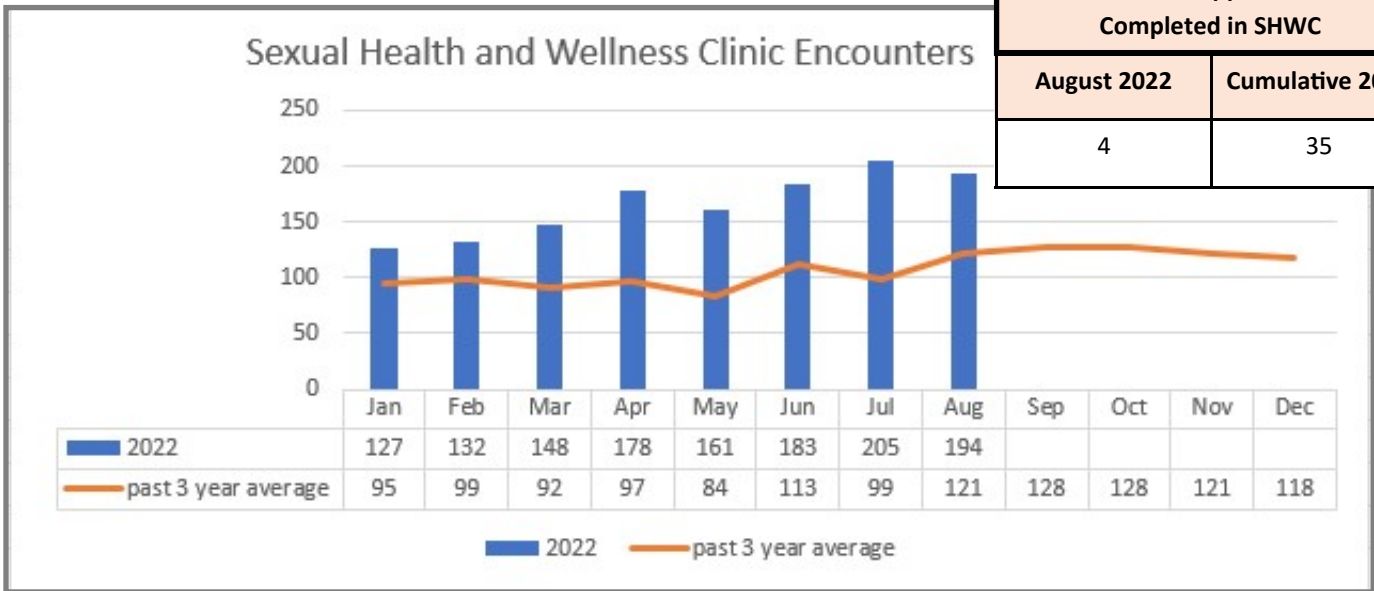
Lead

	Jan	Feb	Mar	Apr	May	Jun	Jul	Aug	Sep	Oct	Nov	Dec	Total
Lead Screenings performed through CCCHD	5	7	4	7	4	1	1	5					34
Lead Case Management Visits/Encounters	0	2	9	9	13	5	37	28					103

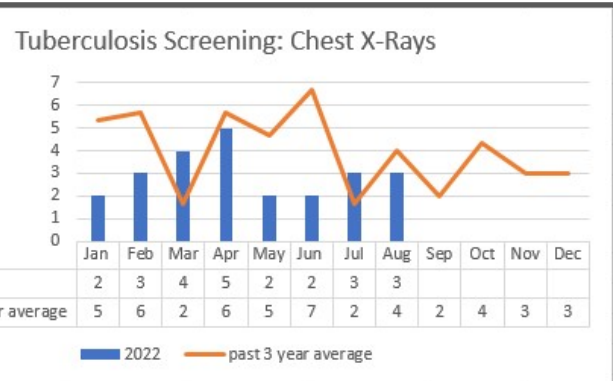
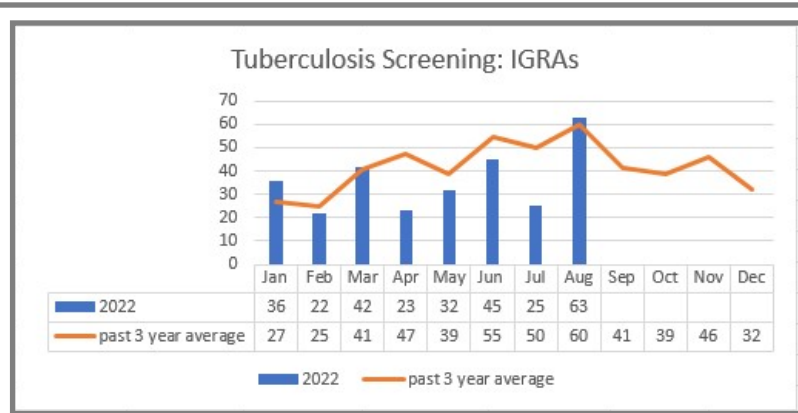
Nursing Clinical and Case Management Services August 2022 Activities

Sexual Health and Wellness Clinic (SHWC)

Medicaid Applications Completed in SHWC	
August 2022	Cumulative 2022
4	35



Tuberculosis Prevention and Control

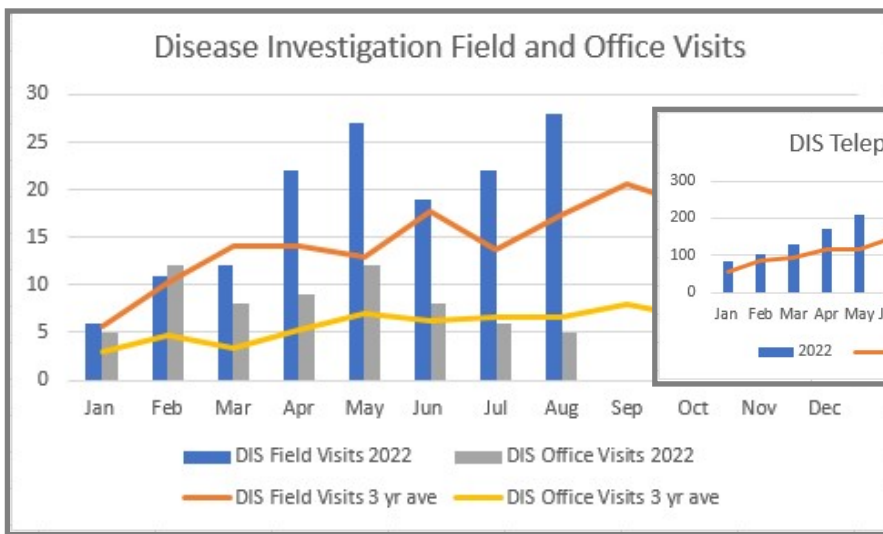


- Currently providing Direct Observe Therapy (DOT) to one person with active TB

Disease Investigation Specialist (DIS)

Services:

Partner Services, Connecting to Services, Treatment for Syphilis & HIV, Assisting Healthcare Providers to Treat for Syphilis



PROGRAM:	Aug'22	YTD '22	PROGRAM:	Aug'22	YTD '22	PROGRAM:	Aug'22	YTD '22
C&DD-Active:			DOMESTIC PREPAREDNESS:			FOOD-MOBILE:		
Consultations	7	20	Complaints/Consultations	0	0	Consultations	8	46
Enforcement	0	0	Field Activity Hours (Clinics, Etc.)	0	140.5	Licenses Issued:		
Licenses, Permits, Orders Issued	0	0	Inspections/Re-Inspections	0	0	Food Establishment	0	22
Inspections &/or Re-Inspections	2	8	Sample/Re-Sample	0	0	Food Service	6	102
C&DD-Closed:			Sample or Specimen Pick-Up/Delivery	0	0	Inspections-Standard	34	175
Consultations	0	0	Training-Given	0	0	Notices of Critical Viol.-Standard Insp.	0	0
Enforcement	0	0	Training-Received	0	3	Follow-Up Inspections	0	8
Inspections &/or Re-Inspections	0	2	FOOD-RISK (144):			Complaints Rec'd./Investigated/FU/Pend.	0	0
CAMPGROUNDS (182):			PLAN REVIEW	8	98	FOOD-TEMPORARY:		
Consultations	0	2	Consultations	7	68	Consultations	0	5
Licenses Issued	0	7	Licenses Issued:			Licenses Issued:		
Inspections-Standard	0	10	Food Establishment	1	213	Food Establishment	5	52
Licenses Issued-Temporary	1	4	Food Service	4	406	Food Service	6	38
Inspections-Temporary	1	4	Inspections-Food Establishment:			Inspections-Standard	9	77
Notices of Critical Viol.-Standard Insp.	0	3	Standard Inspections	28	205	Notices of Critical Viol.-Standard Insp.	0	0
Re-Inspections	1	2	PR Inspections	2	12	Follow-Up Inspections	0	0
Complaints Pending-Beg. Of Month	0		Notices of Critical Viol.-Stand./PR	0	32	Complaints Rec'd./Investigated/FU/Pend.	0	0
Complaints Rec'd.-Current Month	0	1	Follow-Up Inspections	6	75	FOOD-VENDING:		
Complaints Investigated:			Outbreak Investigations:	0	0	Consultations	0	0
Valid Complaints	0	1	Sample or Specimen Pick-Up/Delivery	0	0	Licenses Issued	0	46
Notices of Violation Sent	0	0	Inspection/Sample	0	0	Inspections-Standard	13	30
Summary Compliance Abated	0	0	Inspections-Food Service:			Inspections - Misc	0	0
Non-Valid Abated	0	0	Standard Inspections	101	452	Notices of Critical Viol.-Standard Insp.	0	0
Complaint Re-Inspections	0	0	CCP Inspections	60	209	Follow-Up Inspections	1	1
Complaints Pending-End of Month	0		Notices of Critical Viol.-Stand./CCP	0	76	Complaints Rec'd./Investigated/FU/Pend.	0	0
Outbreak Investigations	0	0	Follow-Up Inspections	30	129	INDOOR AIR QUALITY:		
Orders to Appear before CCCHD	0	0	Outbreak Investigations:	0	0	Consultations	4	62
BOH Orders Issued	0	0	Sample or Specimen Pick-Up/Delivery	0	0	Inspections &/or Re-Inspections	0	11
Citations to Appear before BOH	0	0	Inspection/Sample	0	0	INFECTIOUS WASTE:		
Plan Review	1	6	Complaints Pending-Beg. Of Month	8		Consultations	0	8
CLEAN FILL OPERATION:			Complaints Rec'd.-Current Month	12	77	Enforcement	0	0
Complaints	0	0	Complaints Investigated:			Inspections &/or Re-Inspections	0	2
Consultations	0	6	Valid Complaints	2	21	INSECT/RODENT (146):		
Enforcement	0	0	Notices of Violation Sent	0	1	Bed Bugs:		
NOITF, Orders Issued	0	4	Summary Compliance Abated	1	7	Consultations	2	12
Inspections &/or Re-Inspections	0	3	Non-Valid Abated	9	49	Inspections &/or Re-Inspections	0	0
COMPOSTING FACILITY:			Complaint Re-Inspections	4	11	Consultations-Insect/Rodent	0	0
Consultations	2	15	Complaints Pending-End of Month	6		Complaints Pending-Beg. Of Month	0	
Enforcement	0	0	Orders to Appear before CCCHD	0	0	Complaints Rec'd.-Current Month	1	9
Licenses, Permits, Orders Issued	0	0	BOH Orders Issued	0	0	Complaints Investigated:		
Inspections &/or Re-Inspections	1	20	Citations to Appear before BOH	0	0	Valid Complaints	0	2
			Citations into Court	0	0	Notices of Violation Sent	0	0

PROGRAM:	Aug'22	YTD '22	PROGRAM:	Aug'22	YTD '22	PROGRAM:	Aug'22	YTD '22
INSECT/RODENT (cont'd.):			MERCURY (199):			NUISANCES-OTHER (cont'd.):		
Summary Compliance Abated	1	3	Consultations	0	0	Complaint Re-Inspections	0	0
Non-Valid Abated	0	4	Enforcement/NOV	0	0	Complaints Pending-End of Month	0	
Complaint Re-Inspections	0	1	Inspections/Re-Inspections	0	0	Orders to Appear before CCCHD	0	0
Complaints Pending-End of Month			Complaints Rec'd	0	0	BOH Orders Issued	0	0
Orders to Appear before CCCHD	0	0	MOLD:			Citations to Appear before BOH	0	0
BOH Orders Issued	0	0	Consultations	13	76	Citations into Court	0	0
Citations to Appear before BOH	0	0	Inspections &/or Re-Inspections	0	0	NUISANCES-WATER/UTILITIES (160):		
Citations into Court	0	0	MOTORCYCLE OHIO:			Consultations	0	0
JAIL:			# of Classes Conducted	2	21	Complaints Pending-Beg. Of Month	17	
Complaints Rec'd./Investigated/FU/Pend.	1	1	# SUCCESSFULLY COMPLETED: MALE	13	129	Complaints Rec'd.-Current Month	2	25
Consultations	0	0	FEMALE	4	48	Complaints Investigated:		
Enforcement	0	0	MINORS	2	8	Valid Complaints	1	22
Inspections	0	3	# DID NOT PASS: MALE	0	0	Notices of Violation Sent	0	18
Inspection/Sample	0	0	FEMALE	0	3	Summary Compliance Abated	0	0
Re-Inspections	0	0	MINORS	0	0	Non-Valid Abated	1	3
Sample or Specimen Pick-Up/Delivery	0	0	# DROPPED OUT: MALE	0	9	Complaint Re-Inspections	2	13
Outbreak Investigations	0	0	FEMALE	0	6	Complaints Pending-End of Month	17	
LANDFILLS-CLOSED:			MINORS	0	0	Orders to Appear before CCCHD	0	0
Consultations	0	2	NUISANCES-GENERAL ANIMAL (147):			BOH Orders Issued	0	0
Enforcement	0	0	Consultations	1	1	Citations to Appear before BOH	0	0
Inspections &/or Re-Inspections	0	14	Complaints Pending-Beg. Of Month	0		Citations into Court	0	0
LEAD:			Complaints Rec'd.-Current Month	0	6	PLUMBING (141):		
Consultations	2	27	Complaints Investigated:			PLAN REVIEW	9	79
MAN. HOME PARK (180):			Valid Complaints	0	1	Inspections	67	426
Consultations	0	0	Notices of Violation Sent	0	2	Finals	40	319
Inspections-Standard	0	30	Summary Compliance Abated	0	0	Permits	68	619
Notices of Critical Viol.-Standard Insp.	0	0	Non-Valid Abated	0	5	Registrations	10	341
Re-Inspections	0	1	Complaint Re-Inspections	1	10	Backflow Certifications	405	2603
Complaints Pending-Beg. Of Month	3		Complaints Pending-End of Month	0		Consultations	12	55
Complaints Rec'd.-Current Month	0	6	Orders to Appear before CCCHD	0	0	Complaints Pending-Beg. Of Month	1	
Complaints Investigated:			BOH Orders Issued	0	0	Complaints Rec'd.-Current Month	1	5
Valid Complaints	0	4	Citations to Appear before BOH	0	0	Complaints Investigated:		
Notices of Violation Sent	0	2	Citations into Court	0	0	Valid Complaints	0	3
Summary Compliance Abated	0	0	NUISANCES-OTHER (149):			Notices of Violation Sent	0	1
Non-Valid Abated	0	2	Consultations	0	0	Summary Compliance Abated	1	1
Complaint Re-Inspections	0	1	Complaints Pending-Beg. Of Month	0		Non-Valid Abated	0	1
Complaints Pending-End of Month	2		Complaints Rec'd.-Current Month	0	4	Complaint Re-Inspections	0	0
Orders to Appear before CCCHD	0	0	Complaints Investigated:			Complaints Pending-End of Month	1	
BOH Orders Issued	0	0	Valid Complaints	0	0	Orders to Appear before CCCHD	0	0
Citations to Appear before BOH	0	0	Notices of Violation Sent	0	0	BOH Orders Issued	0	0
Citations into Court	0	0	Summary Compliance Abated	0	0	Citations to Appear before BOH	0	0
			Non-Valid Abated	0	4	Citations into Court	0	0

PROGRAM:	Aug'22	YTD '22	PROGRAM:	Aug'22	YTD '22	PROGRAM:	Aug'22	YTD '22
RABIES CONTROL:			Mercury Spills	0	0	SMOKING:		
Animal Bite Investigation	12	67	Orders to Appear before CCCHD	0	0	Administrative Review	0	0
Re-Inspections	0	0	BOH Orders Issued	0	0	Complaints	0	18
Consultations	0	5	Citations to Appear before BOH	0	0	Consultations	0	2
Sample or Specimen Pick-Up	5	24	Citations into Court	0	0	Fines	0	121.5
Sample or Specimen Delivery	1	5	SCRAP TIRE ADDRESS:			Investigations	0	15
Citations into Court	0	0	Consultations	0	4	Letters Sent - Notice of Report	0	18
RADON:			Enforcement	0	0	Letters Sent - Violation Warning	0	4
Consultations	0	30	Inspections	1	7	Letters Sent - Misc	1	13
REAL ESTATE:			SEWAGE (143):			SOLID WASTE (142):		
Consultations	0	0	Consultations	0	5	Hauler Registrations	0	8
Inspections - Well Only	4	16	Inspections:			Truck Registrations-w/Registration Fee	0	0
Inspections - Septic Only	2	18	Aerator Inspections	17	32	Truck Registrations-Additional Trucks	0	53
Inspections - Well & Septic	11	81	Dye Tests/Sampling	0	0	Truck Inspections	1	154
Re-Inspections	4	22	Finals (New/Repair)	14	64	Consultations	4	12
Sampling	20	162	1 Year Operation Inspections	5	30	Complaints Pending-Beg. Of Month	27	
Resampling	6	20	Site Approvals	3	21	Complaints Rec'd.-Current Month	10	84
RECYCLING/TRANSFER STATION:			Site Review Inspections	10	59	Complaints Investigated:		
Inspections	0	0	Subdivision Review Inspections	0	9	Valid Complaints	7	63
ROUTINE WATER:			Truck Inspections/Re-inspections	0	3	Notices of Violation Sent	5	57
Consultations	0	0	Licenses, Permits, Orders Issued:			Summary Compliance Abated	2	2
Sampling by CCCHD Staff	6	119	Site Review Applications	17	76	Non-Valid Abated	1	19
Sampling by Owner (Self)	33	133	Subdivision Review Applications	2	12	Complaint Re-Inspections	17	154
Inspections	0	0	Installation (New, Replace or Alter Permits)	17	69	Complaints Pending-End of Month	23	
Dye Tests	0	0	Operation Permits/Inspection Fees	48	289	Orders to Appear before CCCHD	0	0
SALVAGE YARD:			Site Approval Applications	3	26	BOH Orders Issued	0	0
Consultations	0	3	Sewage Installer Registrations	1	17	Citations to Appear before BOH	0	0
Enforcement	0	0	Service Provider Registrations	0	10	Citations into Court	0	0
Inspections	0	1	Septage Hauler Registrations/Trucks	0	12	SWIMMING POOLS/SPAS (181):		
SCHOOL/PLAYGROUND (145):			Variance Applications	0	7	Consultations	0	6
Consultations	3	3	Complaints Pending-Beg. Of Month	31		Licenses Issued	0	37
Inspections-Standard	1	48	Complaints Rec'd.-Current Month	12	30	Inspections-Standard	30	166
Re-Inspections	0	0	Complaints Investigated:			Notices of Critical Viol.-Standard Insp.	0	8
Complaints Pending-Beg. Of Month	0		Valid Complaints	10	23	Re-Inspections	2	10
Complaints Rec'd.-Current Month	0	0	Notices of Violation Sent	7	15	Complaints Pending-Beg. Of Month	0	
Complaints Investigated:			Summary Compliance Abated	0	0	Complaints Rec'd.-Current Month	0	0
Valid Complaints	0	0	Non-Valid Abated	2	7	Complaints Investigated:		
Notices of Violation Sent	0	0	Complaint Re-Inspections	0	3	Valid Complaints	0	0
Summary Compliance Abated	0	0	Complaints Pending-End of Month	34		Notices of Violation Sent	0	0
Non-Valid Abated	0	0	Orders to Appear before CCCHD	0	0	Summary Compliance Abated	0	0
Complaint Re-Inspections	0	0	BOH Orders Issued	0	0	Non-Valid Abated	0	0
Complaints Pending-End of Month	0		Citations to Appear before BOH	0	0	Complaint Re-Inspections	0	0
Outbreak Investigations	0	0	Citations into Court	0	0	Complaints Pending-End of Month	0	

PROGRAM:	Aug'22	YTD '22	PROGRAM:	Aug'22	YTD '22	PROGRAM:	Aug'22	YTD '22
SWIMMING POOLS/SPAS (cont'd.):			WEST NILE VIRUS (198):			WEST NILE VIRUS (cont'd.):		
Outbreak Investigations	0	0	Consultations	0	0	Orders to Appear before CCCHD	0	0
Orders to Appear before CCCHD	0	0	Complaints Pending-Beg. Of Month	1		BOH Orders Issued	0	0
BOH Orders Issued	0	0	Complaints Rec'd.-Current Month	0	8	Flyer/Information Distribution	0	0
TOBACCO	0	0	Complaints Investigated:			Treatments Applied	1	6
Licenses Issued	0	39	Valid Complaints	0	3	MEETINGS/TRAINING:		
TATTOO/BODY PIERCING (171):			Notices of Violation Sent	0	2	Meetings	29	232
Consultations	0	15	Summary Compliance Abated	0	1	Training-Given	4	22
Licenses Issued/*Temporary	1	21	Non-Valid Abated	0	4	Training-Received	11	274
Inspections-Standand/*Temporary	1	4	Complaint Re-Inspections	0	0			
Notices of Critical Viol.-Standard Insp.	0	0	Complaints Pending-End of Month	0				
Re-Inspections	0	0	REPORTED ANIMAL BITES/ RABIES EXPOSURE:	Aug'22		YTD 2022	Aug'21	Aug'21
Complaints Pending-Beg. Of Month	0			OWNED	UNOWNED		OWNED	UNOWNED
Complaints Rec'd.-Current Month	0	0	DOG: Bite/Non-Bite/Other Events	14	2	130	11	3
Complaints Investigated:			Total Persons Exposed	16		133	11	115
Valid Complaints	0	0	# People Rec. Post-Exposure	0		2	0	2
Notices of Violation Sent	0	0	# Vaccinated at Time of Incident	5		36	5	38
Summary Compliance Abated	0	0	# Sent to ODH-Negative	0		9	0	7
Non-Valid Abated	0	0	# Sent to ODH-Positive/*Unsat.	0		0	0	0
Complaint Re-Inspections	0	0	CAT: Bite/Non-Bite/Other Events	0		13	1	13
Complaints Pending-End of Month	0		Total Persons Exposed	0		14	1	13
Outbreak Investigations	0	0	# People Rec. Post-Exposure	0		0	0	1
Orders to Appear before CCCHD	0	0	# Vaccinated at Time of Incident	0		0	0	6
BOH Orders Issued	0	0	# Sent to ODH-Negative	0		2	0	3
Citations to Appear before BOH	0	0	# Sent to ODH-Positive/*Unsat.	0		0	0	0
Citations into Court (*Search Warr.)	0	0	RACCOON:					
VECTOR-BORNE (TICKS):			Bite/Non-Bite/Other Events		0	5		0
Consultations	0	4	Total Persons Exposed		0	3		0
# Ticks Received	0	1	# People Rec. Post-Exposure		0	2		0
# Ticks Identified	0	2	# Sent to ODH-Negative		0	2		0
# Ticks Sent to ODH	0	2	# Sent to ODH-Positive/*Unsat.		0	0		0
# Ticks Ident. by ODH/Pending	0	2	BAT: Bite/Non-Bite/Other Events		7	19		6
WELLS (PWS):			Total Persons Exposed		9	21		3
Consultations	0	1	# People Rec. Post-Exposure		0	1		0
Licenses/Permits/Orders Issued:			# Sent to ODH-Negative		7	18		6
Alterations	2	15	# Sent to ODH-Positive/*Unsat.		0	0		0
New	11	53	OTHER:					0
Sealing Permits	0	10	Bite/Non-Bite/Other Events		0	3		1
Inspections	10	50	Total Persons Exposed		0	2		1
PWS Contractor Inspections	0	0	# People Rec. Post-Exposure		0	1		0
Re-Inspections	0	0	# Sent to ODH-Negative		0	1		0
New Well Sampling	10	50	# Sent to ODH-Positive/*Unsat.		0	0		0
Dye Tests	0	0	Cases Pending:	Dogs:	10	Cats:	0	

**Clark County Combined Health District
Early Childhood Division
August 2022**

Referrals

Type of Referral	Current	FYTD
Help Me Grow-Home Visiting FY: July 1, 2022 - June 30, 2023	5	8
Federal Home Visiting (MIECHV) FY: October 1, 2021 - September 30, 2022	6	111
Moms & Babies First FY: October 1, 2021 - September 30, 2022	0	31
Total Referrals For August	11	150

Referral Sources	Current
Health District	0
Primary Caregiver	4
WIC	0
Other	7
Total	11

Families Served in Home Visiting

Program	Total Served	Target	%
Help Me Grow	82	91	90%
Federal (MIECHV)	132	132	100%
Moms & Babies First	15	30	50%

Home Visits	Current	FYTD
HMG-HV	83	191
MIECHV	152	2059
MBF	0	182
Total	235	2432

Moms Quit For Two:

Activity	Referrals	Enrolled
Baby & Me Tobacco Free	16	10

Safe Sleep Initiative:

Activity	Served
Cribs For Kids	26

Division Programs:

Help Me Grow-Ohio Healthy Families: prenatal to age 3

Moms & Babies First: funded by Ohio's Black Infant Vitality Program: prenatal to age 1

Cribs For Kids: prenatal (last trimester) up to 1 year

Moms Quit For Two grant funds Baby & Me Tobacco Free: mom enrolls prenatally and can be served up to 1 year after birth of baby

EVIDENCE OF EFFECTIVENESS


Healthy Families America® (HFA) is the nationally recognized, evidence-based home visiting program of Prevent Child Abuse America®. The HFA network includes close to 600 sites that annually serve almost 70,000 families with more than 950,000 home visits across 38 states, DC, all 5 territories, and Israel.



HEALTHYFAMILIESAMERICA.ORG

- HFA's most rigorous evidence includes 35+ peer-reviewed published articles and 14 randomized control trials that compare outcomes for families enrolled in HFA to those not offered HFA services.
- Research over the past 30 years has shown positive results and sustained impact with HFA families in geographically and racially diverse communities experiencing various amounts of stress and challenge.
- HFA has positive findings in all eight domains examined by the HHS Home Visiting Evidence of Effectiveness (HomVEE) review and 40% of HFA sites receive funding from the Maternal Infant Early Childhood Home Visiting (MIECHV) program.
- HFA is rated at the highest level (well-supported) by the Title IV-E Prevention Services Clearinghouse for the Family First Prevention Services Act (FFPSA).
- Every \$1 dollar spent on HFA produces an estimated Return on Investment (ROI) of \$1.43 in benefits for families and society. For some families, ROI is even higher. A seven year study on HFA found an ROI of \$3.16 (\$5.11 in 2022 dollars) for families involved with child welfare.

HFA STRENGTHENS PARENT-CHILD RELATIONSHIPS



POSITIVE PARENTING PRACTICES

HFA parents are **more confident as parents** and more likely to parent in ways that **promote healthy child development**. They interact more positively with their children and create **safer and higher quality home environments**.



Reduced recurrence of maltreatment by **1/3**

CHILD MALTREATMENT

HFA **improves child safety and prevents maltreatment**, particularly for first-time parents who enroll prenatally. HFA parents also use more positive discipline, with **less physical punishment and yelling**. For families already involved with child welfare, **recurrence of maltreatment was reduced by one-third**.

HFA PROMOTES HEALTHY CHILD DEVELOPMENT



48% fewer low-birthweight infants

CHILD HEALTH

HFA parents have **fewer low-birthweight infants**, and more moms choose to breastfeed. HFA children **receive more well-child visits and developmental screenings**.



26% fewer children receive special ed services

CHILD DEVELOPMENT & SCHOOL READINESS

HFA children show **enhanced cognitive development** and have **fewer behavior problems**. By the end of first grade, more HFA children excel academically and **fewer are retained or receive special education services**.

HFA ENHANCES FAMILY WELL-BEING



MATERNAL HEALTH AND WELL-BEING

HFA moms show **improved mental health, lowered parenting stress, and increased avoidance of risky behaviors** (including reducing alcohol and marijuana use by nearly half and increasing the use of condoms by almost 40%).



5x more likely to enroll in school or training programs



27% fewer families were homeless

ECONOMIC SELF-SUFFICIENCY

HFA moms are more likely to continue their education. HFA moms are **5 times more likely to enroll and participate in school and training programs**, and teen moms are nearly **twice as likely to complete at least one year of college** compared to teen moms not receiving HFA. Children are more likely to have health insurance and **fewer moms report being homeless in the six years since enrollment in HFA**.

LINKAGES AND REFERRALS

HFA reduces barriers and **connects families with essential community services**, including referrals to health services and links to economic supports such as TANF and SNAP benefits.

FAMILY VIOLENCE

In HFA families, there is **less intimate partner violence and fewer incidents resulting in injury**.



30% fewer intimate partner violence incidents resulting in injury




MORE ABOUT HFA

HFA ensures model fidelity through a rigorous accreditation process and set of Best Practice Standards. HFA prioritizes flexibility where it matters most — for communities and families.

- **HFA puts communities in the driver's seat.** The community identifies existing service gaps and the best mechanism to get support to families, ensuring those who provide HFA services bring community knowledge and lived expertise to the work.
- **HFA provides tailored support for families with varying amounts of stress and challenge.** Our comprehensive relational health assessment process with all families at intake helps connect each family with the services most appropriate to their identified needs.
- **HFA engages with families in partnership** - honoring diverse family structures and parenting practices, elevating family voice and promoting equity in all facets of our work. Family strengths are the focus from the very first interaction with HFA staff.

SELECTED REFERENCES*

- Duggan, A., Caldera, D., Rodriguez, K., Burrell, L., Rohde, C., & Crowne, S. S. (2007). Impact of a statewide home visiting program to prevent child abuse. *Child Abuse & Neglect*, 31(8), 801-827.
- Duggan, A., Fuddy, L., Burrell, L., Higman, S. M., McFarlane, E., Windham, A., et al. (2004). Randomized trial of a statewide home visiting program to prevent child abuse: Impact in reducing parental risk factors. *Child Abuse & Neglect*, 28(6), 623-643.
- DuMont, K., Kirkland, K., Mitchell-Herzfeld, S., Ehrhard-Dietzel, S., Rodriguez, M. L., Lee, E., Layne, C., & Greene, R. (2010). *A randomized trial of Healthy Families New York (HFNY): Does home visiting prevent child maltreatment?* Washington, DC: National Institute of Justice.
- Easterbrooks, M. A., Kotake, C., & Fauth, R. C. (2019). Recurrence of maltreatment after newborn home visiting: A randomized controlled trial. *American Journal of Public Health*, 109(5), 729-735.
- Green, B.L., Tarte, J.M., Harrison, P.M., Nygren, M., Sanders, M.B. (2014). Results from a randomized trial of the Healthy Families Oregon accredited statewide program: Early program impacts on parenting. *Children and Youth Services Review*, 44, 288-298.
- Jacobs, F., Easterbrooks, M., Goldberg, J., Mistry, J., Bumgarner, E., Raskin, M., Fosse, N., & Fauth, R. (2016). Improving adolescent parenting: Results from a randomized controlled trial of a home visiting program for young families. *American Journal of Public Health*, 106(2), 342-349.
- Kirkland, K., Lee, E., Smith, C., & Greene, R. (2020). Sustained impact on parenting practices: Year 7 findings from the Healthy Families New York randomized controlled trial. *Prevention Science*, 21, 498-507.
- Landsverk, J., Carrilio, T., Connelly, C. D., Ganger, W., Slymen, D., Newton, R., et al. (2002). *Healthy Families San Diego clinical trial: Technical report*. San Diego, CA: The Stuart Foundation, California Wellness Foundation, State of California Department of Social Services: Office of Child Abuse Prevention.
- LeCroy, C.W., & Krysik, J. (2011). Randomized trial of the Healthy Families Arizona home visiting program. *Children and Youth Services Review*, 33, 1761-1766.
- LeCroy, C.W., & Lopez, D. (2020). A randomized controlled trial of Healthy Families: 6-month and 1-year follow-up. *Prevention Science*, 21, 25-35.
- Lee, E., Kirkland, K., Miranda-Julian, C., Greene, R. (2018). Reducing maltreatment recurrence through home visitation: A promising intervention for child welfare involved families. *Child Abuse and Neglect*, 86, 55-66.
- Lee, E., Mitchell-Herzfeld, S., Lowenfels, A. A., Greene, R., Dorabawila, V., & DuMont, K. A. (2009). Reducing low birth weight through home visitation: A randomized controlled trial. *American Journal of Preventive Medicine*, 36(2), 154-160.
- Stargel, L.E., Fauth, R.C., Easterbrooks, M.A. (2018). Home visiting program impacts on reducing homelessness among young mothers. *Journal of Social Distress and Homelessness*, 27(1), 89-92.
- Tufts Interdisciplinary Evaluation Research (2017). *The Massachusetts Healthy Families Evaluation-2 Early Childhood (MHFE-2EC): Follow-Up Study of a Randomized, Controlled Trial of a Statewide Home Visiting Program for Young Parents*. Final Report to Massachusetts Department of Public Health, Children's Trust of Massachusetts. Medford, MA: Tufts University.
- Washington State Institute for Public Policy (2019). *Healthy Families America*. Olympia, WA: Author. Accessed at <https://www.wsipp.wa.gov/BenefitCost/ProgramPdf/119/Healthy-Families-America-on-3/1/2022>.



Healthy Families America: An Investment that Pays Off

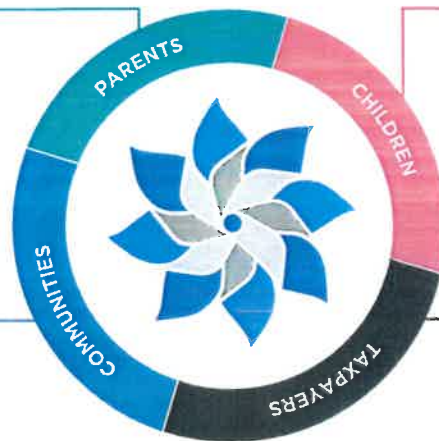
Both Taxpayers and Families Benefit from Healthy Families America. Here's How:

The main participants in HFA home visiting are the parents themselves, who experience benefits such as:

41% REDUCTION in alcohol use, and increased education, which can lead to better jobs and earnings

Decreased maternal depression, with rates dropping nearly twice as much in two years compared to a control group

These benefits mean that, for every \$1 invested in Healthy Families America, communities get a return of \$1.46, and even greater benefits (\$3.16) for families involved with Child Welfare¹



Children in HFA benefit in multiple ways including:

Fewer Adverse Childhood Experiences (ACEs) such as physical abuse and neglect

Greater school success, and 50% less likely to be retained in 1st grade

HFA benefits taxpayers too, through cost-savings such as:

- Reduced** need for special education
- Reduced** use of public assistance/ food stamps for some families
- Reduced** health costs of low birth weight infants

¹DuMont, K., Kirkland, K., Mitchell-Herzfeld, S., Ehrhard-Dietzel, S., Rodriguez, M. L., Lee, E., Layne, C., & Greene, R. (2010). A randomized trial of Healthy Families New York (HFNY): Does home visiting prevent child maltreatment? Washington, DC: National Institute of Justice.

Understanding Return on Investment

What is HFA's Return on Investment (ROI)?

A recent study estimates HFA's ROI at \$1.46.² This means that every \$1 dollar spent on HFA produces an estimated \$1.46 in benefits for families and society. In other words, HFA produces more benefits than the cost of providing the services. For some families, ROI is even higher. A 7-year study found an ROI of \$3.16 for families involved with Child Welfare.

How is ROI measured?

ROI is the ratio of service cost to monetizable benefits. The analysis accounts for program cost, outcomes, and research evidence linking those outcomes to later costs and benefits over the lifespan.

For example, HFA children experience early school success, reducing the need for special education and making it more likely that they will graduate, earn a higher income, and contribute more tax dollars as adults. Savings from special education, plus the increased tax revenue when children grow up, help to recoup the money spent on the service.

How much is a healthy parent-child relationship worth?

ROI only looks at outcomes that are tied to a specific cost, such as educational success, foster care, public assistance, or medical care. Many valuable outcomes don't have a monetary value, such as improved parent-child interaction. Others include positive parenting skills, self-efficacy, social support, reduced parenting stress, and more. It's important to remember there are more benefits from HFA than what is measured with ROI. In addition, cost-benefit analysis is an evolving science, and estimates can change as new data emerges.

What's the bottom line?

Research demonstrates HFA's positive return on investment, with substantial benefits for families and society as a whole. HFA shows impacts in all eight domains examined by the Home Visiting Evidence of Effectiveness (HomVEE) review for the MIECHV program.³

Healthy Families America®(HFA) is the nationally-recognized, evidence-based home visiting program of Prevent Child Abuse America®. HFA focuses on building nurturing, safe and secure relationships between parent and child to maximize opportunities for all children -and parents-to reach their full potential.

² Washington State Institute for Public Policy (2019, December). Benefit-Cost Results: Healthy Families America. Olympia, WA: Author. Accessed online 7/21/2020.

³ Healthy Families America: Evidence of Effectiveness. Chicago IL: Prevent Child Abuse America.

Clark County Help Me Grow Home Visiting

Help Me Grow Home Visiting provides home visiting services to parents of young children to promote positive parent-child interaction, healthy child development and family well-being.


Eligible families earn less than 200% of FPL. For enrollment, 80 percent of families can be pregnant or have a baby within three months of age. Twenty percent can be enrolled after 3 months but must be less than 24 months.

4519
Home Visits




★ In response to the pandemic, 63% of visits in 2021 were virtual (phone or video call)

274
Families Served



274
Focus child



Primary Caregiver

This section provides information about the caregiver. Please note that while multiple adults may regularly participate in home visiting, this information is about the caregiver who participates most often.

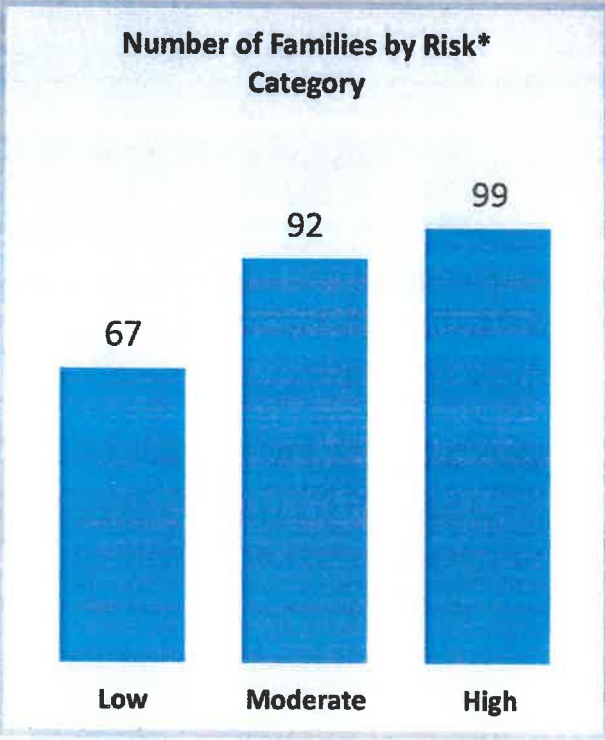


Women
270

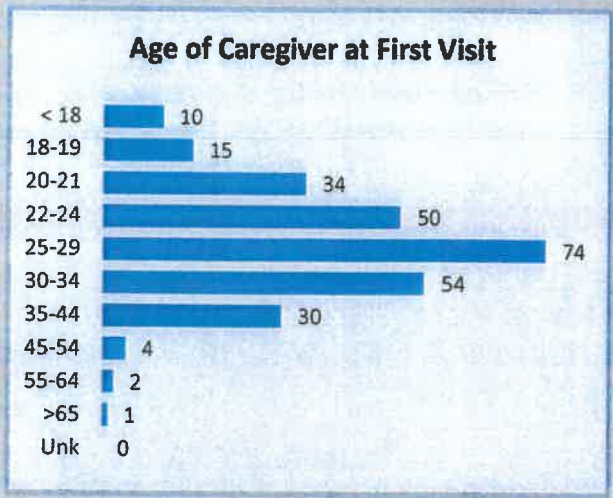
Men
4

Other Gender
0

Unknown
0



* level of risk is based on thorough family assessment



Race/Ethnicity

0	American Indian/Alaskan Native	0%
0	Asian	0%
31	Black/African-American	11%
37	Latino/Hispanic	14%
0	Middle Eastern/North African	0%
0	Native Hawaiian/Pacific Islander	0%
225	White	82%
14	Multi-race/ethnicity	5%
1	Unknown	0%
0	Other race/ethnicity	0%

Primary Language

88%	English
12%	Spanish
1%	Other



Of the Families Who Received Home Visits in 2021:



85

Families received their first home visit in 2021

34

Families had their first home visit prenatally

15

Families had their first home visit prenatally prior to 31 weeks gestation

Education

9	Bachelor Degree or Higher	3%
10	Associate Degree	4%
5	Technical Training/Certificate	2%
31	Some College Training	11%
136	High School/GED	50%
80	Less than High School/GED	29%
3	Unknown	1%

Medical Insurance

42	No Insurance	15%
225	Medicaid/SCHIP or Tri-care	82%
7	Private or Other Insurance	3%
0	Unknown	0%

Employment

78	Employed full time	28%
60	Employed part-time	22%
133	Not employed	49%
3	Unknown	1%

Housing

27	Own/share ownership of home	10%
182	Rent/share rent of home	66%
10	Live in public housing	4%
46	Live with parent or family member	17%
2	Other housing, not homeless	1%
0	Homeless- share housing	0%
2	Homeless- shelter	1%
4	Homeless- other arrangement	1%
1	Unknown	0%

Number of Primary Caregivers Who

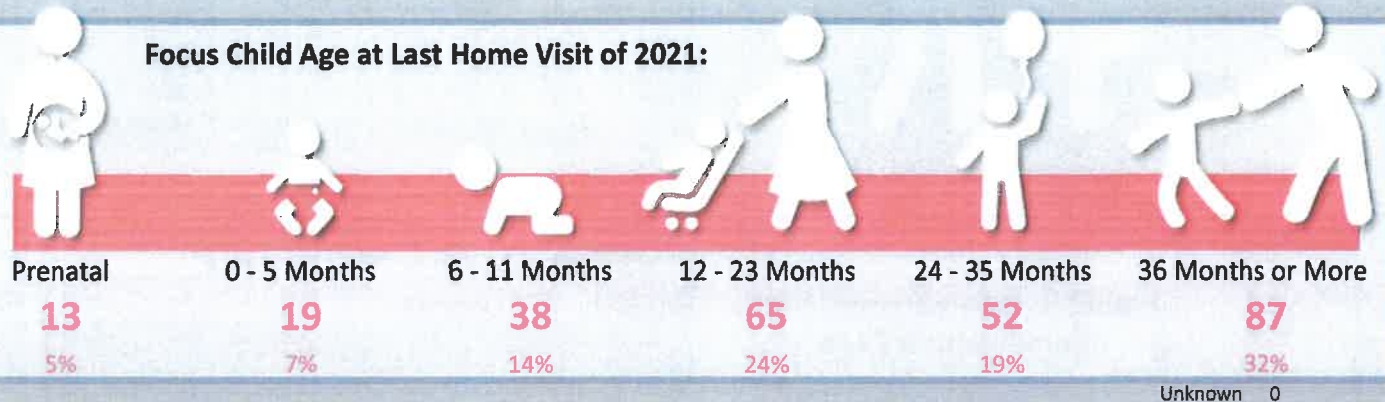
Were over cutoff on depression screen	28
Have been involved in Child Welfare System (as caregiver)	15
Were abused or neglected as a child	38
Are in need of substance abuse disorder treatment	25
Have substance abuse disorder history	46
Have a developmental delay	7

Focus Children

The entire family is served in Help Me Grow Home Visiting and the program is offered up to three years after the child is enrolled.

Of those served, 58% were enrolled in Medicaid.

Focus Child Age at Last Home Visit of 2021:



Of the Focus Children Who Received Home Visits in 2021:

20 Were Low Birth Weight	7%
9 Were Born Premature	3%
26 Were Developmentally Delayed	9%
160 Were Medicaid Eligible	58%

0 Had No Insurance	0%
160 Had Medicaid/SCHIP or Tri-Care	58%
5 Had Private or Other Insurance	2%
109 Insurance Unknown	40%

Workforce

Help Me Grow Home Visiting is a program of the Clark County Combined Health District. Help Me Grow employees 9 full-time home visitors, 2 part-time home visitors, two supervisors who also serve a small number of families. A program manager is shared by several Early Childhood grant programs. Race and ethnicity are shown for home visitors. The site needs to consider adding staff to better mirror families served.



Total Direct Service Staff

11 FTE: **8.75**

Direct Service Staff Gender

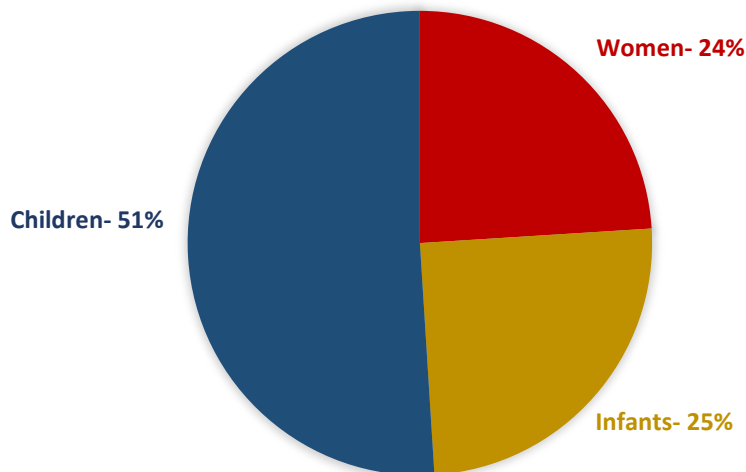
11	Women (cisgender or transgender)	100%
0	Men (cisgender or transgender)	0%
0	Non-binary/gender expansive	0%
0	Prefer not to report/ Unknown	0%

Direct Service Staff Race/Ethnicity

0	American Indian/Alaskan Native	0%
0	Asian	0%
1	Black/African-American	9%
1	Latino/Hispanic	9%
0	Middle Eastern/North African	0%
0	Native Hawaiian/Pacific Islander	0%
9	White	82%
0	Multi-race	0%
0	Race Unknown	0%
0	Other race/ethnicity	0%

Initial Participation Report Reporting Month- August 2022

CLARK COUNTY WIC PROGRAM Agency Distribution of Women, Infants and Children



Distribution & Caseload of Women, Infant, and Children Active in CCCHD WIC Program
FY22: June closeout/July & August initial

		Oct-21	Nov-21	Dec-21	Jan-22	Feb-22	Mar-22	Apr-22	May-22	Jun-22	Jul-22	Aug-22	Sep-22	Average
Women	Total	709	715	691	686	687	707	726	742	722	719	707	698	709
	Pregnant	302	201	218	209	210	210	221	226	224	224	225	215	216
	Exclusive BF	81	70	71	63	62	60	60	66	63	65	71	71	65
	Partially BF	147	110	116	113	113	121	122	134	136	137	137	155	126
	Non-BF	179	334	286	301	302	316	323	316	299	293	274	257	300
Infant	Total	806	656	732	724	726	733	747	764	772	769	744	756	738
	Exclusive BF	99	57	66	57	59	53	57	56	59	59	65	66	59
	Partially BF	43	20	25	22	23	22	20	24	24	26	25	30	23
	Non-BF	664	579	641	645	644	658	670	684	689	684	654	660	655
Children	Total	1,241	1,489	1,449	1,464	1,432	1,409	1,438	1,504	1,550	1,564	1,505	1,520	1,484
WIC Total Caseload		2,756	2,860	2,872	2,874	2,845	2,849	2,911	3,010	3,044	3,052	2,956	2,974	2,931

*Corrected initial caseload numbers in red.

Breastfeeding Initiation			ASSIGNED FY22 Caseload	% Total Caseload Difference
Fiscal Year	Clark - Average	State - Average		
16	46.1%	58.2%	2,808	4.38%
17	47.7%	59.2%		
18	52.1%	60.6%		
19	52.1%	61.3%		
20	50.9%	60.0%		
21	53.7%	54.7%		
22	62.3%	53.4%		
(June 2022- 63.9%)				

BAM 2022



Health Planning Team: September 2022 Update

Drug Overdose Prevention Program:

One2One Update:

- **Second Harvest Food Bank (SHFB) Partnership:** Over the month of August, we gave out 50 food boxes to our clients.
- **Interfaith Hospitality Network (IHN) Partnership:** Over the month of August, we completed 3 housing referrals.
- **Department of Job and Family Services- Clark County (DJFS-CCO Partnership):** Over the month of August, we assisted 4 clients in completing applications for Medicaid and SNAP benefits.
- Exchange Stats from July 2022 (this data always lags 1 month):
 - 149 Client visits
 - 6,010 Syringes exchanged
 - 109 Narcan kits distributed
 - 5 Treatment referrals
 - 13 Hepatitis C Screens
 - 16 Syphilis Screens
 - 15 HIV Screens

Substance Abuse/DOP:

- August 31st marked Intentional Overdose Awareness Day. The Clark County Substance Abuse Coalition in collaboration with Partners in Prevention, Family of Addicts Bridge of Support, and the Mental Health and Recovery Board hosted a Chalk the Walk memorial event. This was an opportunity for anyone to come and send a message of hope/remembrance of someone who has passed away due to an overdose. The event ended with a short remembrance walk. The event was well attended and received positive media coverage. A sampling of artwork from the event is below.



Health Planning Team: September 2022 Update

Maternal Child Health Program (MP):

Objective 2: Preconception Health/ Start Strong

- The Start Strong Coalition is currently working on updating their strategic plan. Goals and strategies of the plan include safe sleep, breastfeeding, fatherhood engagement, social determinates of health, substance use during pregnancy, and pre-natal care.
- One of the current goals of Start Strong Clark County (SSCC) is to increase awareness of local resources for expecting mother's and families with babies. One strategy to accomplish this to create a local website that houses resources, contact information, and educational material. Start Strong leadership has worked with a web designer to create and launch the website. The website is now live and a roll out has begun. You can find the website by visiting, <https://startstrongcc.org/>.
- We received our Notice of Award for the next great year beginning on October 1st. The total award is \$132,000.

Safe Communities:

- On August 26th, we hosted our Drive Sober or Get Pulled Over Campaign Kick-off at Young's Dairy. We had participation from the State Highway Patrol as well as the Clark County Sheriff's Office. Resources on the dangers of impaired driving were provided and there was also an opportunity for individuals to utilize a driving simulator the demonstrates the effects of impaired driving.



Health Planning Team: September 2022 Update

Tobacco:

- We are collaborating with Clark County Partners in Prevention in creating an implementation plan to conduct youth tobacco prevention activities in Clark County. Activities that will be completed include county wide tobacco education, tobacco industry awareness, youth cessation promotion, parent education and partnering on the activity of conducting compliance checks for tobacco retailers.
- Currently conducting a Tobacco Community Survey. The goal is to reach 300 respondents by the end of September. A link to the survey is on the CCCHD website, has been promoted on social media, and has been included in our outreach at events and health fairs.

Creating Healthy Communities:

- Attended the Clark County Local Foods Council (CCLFC) on August 24th, and we have been working on getting the Food Access Committee back up and running to report back to the CCLFC. We are working on a collaboration between food access and the One2One needle exchange.

Lead-Safe Homes:

- Continuing to expand and strengthen partnership with Crabill Foundation, City of Springfield Development Division and Neighborhood Housing Partnership of Greater Springfield as we further develop the Lead Hazard Control and Healthy Homes pilot program. Two properties identified as potential participants (30 Lagonda Ave and 350/352 W State St); initial viability inspection completed for both properties and owners notified of required safety and habitability and/or structural concerns that need to be addressed prior to signing LHCHH participant contractual agreement. 30 Lagonda Ave and distributed by NHP, required contractor walkthrough completed and bids are due Friday, September 2nd. 350/352 W State St project specifications and bid packet in development.
- Prepared targeted letter and finalized attached brochure to send to new Clark County parents. Brochure focused on lead poisoning, what it is, sources and effects of exposure, lead safe steps parents can take, lead testing requirements, and more. Once letter is finalized, plan is to send staggered mass mailings to new Clark County parents from 2020 onward. Clark county births in 2021 total 1047 and between January-July 2022 there were 626 births. 2020 database will be received in September.

Health Planning Team: September 2022 Update

- Lead Initiative Lunch and Learns – executed 3 additional pediatric/family practice lunch and learn presentations for all healthcare provider’s staff to promote general lead education and awareness and to ensure healthcare providers, particularly physicians, are aware of their responsibilities regarding screening and testing children for lead poisoning (see attached PowerPoint presentation for pediatric/family practice physicians). Presentations well received and lead safe literature left with each location for their distribution to their patients. Since June 28th, a total of 7 lead lunch and learns executed.
 - Lunch and learns conducted this month at Family Practice Associates, NOVA pediatrics and Rocking Horse.

**3 YEAR COMPARATIVE
BIRTH DATA**

Birth Certificates Issued In Aug - 925

4E

<i>Total Births</i>	Jan	Feb	Mar	Apr	May	June	July	Aug	Sept	Oct	Nov	Dec	Y-T-D Total	Previous 12 Month Avg
2022	79	90	88	88	79	104	101	106					735	91
2021	91	79	87	94	73	95	88	91	81	93	81	100	1,053	87
2020	84	91	103	93	81	98	99	98	86	86	76	92	1,087	94
<i>No. of LBW Newborns</i>														
2022	6	7	8	5	7	7	9	7					56	7
2021	9	4	8	10	6	7	5	1	5	6	5	7	73	6
2020	11	13	9	4	5	12	9	7	6	8	4	7	95	9
2022	7.59%	7.78%	9.09%	5.68%	8.86%	6.73%	8.91%	6.60%					7.62%	7.25%
2021	9.89%	5.06%	9.20%	10.64%	8.22%	7.37%	5.68%	1.10%	6.17%	6.45%	6.17%	7.00%	6.93%	7.23%
2020	13.10%	14.29%	8.74%	4.30%	6.17%	12.24%	9.09%	7.14%	6.98%	9.30%	5.26%	7.61%	8.74%	9.39%
<i>Mothers' Ages</i>														
<i>Age 0-14</i>														
2022	1	0	0	0	0	0	0	0					1	0.3
2021	0	0	1	0	0	0	0	0	1	0	0	1	3	0.2
2020	0	1	0	0	0	0	0	0	0	0	0	1	2	0.2
<i>Age 15-19</i>														
2022	8	13	13	4	8	7	7	15					75	9
2021	11	7	11	9	7	9	5	9	3	6	5	13	95	9
2020	12	11	12	7	7	8	6	10	10	12	8	8	111	9
<i>Age 20-24</i>														
2022	30	19	27	21	25	31	28	23					204	27
2021	26	26	32	24	20	34	25	32	23	34	32	25	333	26
2020	30	30	35	35	24	31	30	22	29	21	20	27	334	29
<i>Age 25+</i>														
2022	40	58	48	63	46	66	66	68					455	56
2021	54	46	43	61	46	52	58	50	54	53	44	61	622	51
2020	42	47	56	51	50	59	63	66	47	53	48	56	638	55

Aug

VITAL STATISTICS														Death Certificates Issued in AUG - 620
2022 DEATH REPORT														
<i>Cause of Death - 2022</i>	Jan	Feb	Mar	Apr	May	June	July	Aug	Sept	Oct	Nov	Dec	Y-T-D Total	
Heart Disease	52	45	43	39	31	37	38	44					329	
Cancer	18	19	28	27	19	22	17	22					172	
Chronic Lower Respiratory Disease	8	6	4	9	9	5	6	15					62	
Accidents	4	4	7	3	1	2	2	2					25	
Cerebrovascular Disease	15	17	17	7	6	14	5	8					89	
Alzheimer's Disease	14	11	11	5	12	8	5	6					72	
Drug Intoxication	3	5	4	5	2	5	5	3					32	
Diabetes	1	1	1	0	0	0	0	0					3	
Influenza/Pneumonia	11	8	16	8	7	3	5	4					62	
Kidney Related Disease	2	1	4	1	5	6	2	2					23	
Septicemia	9	6	5	7	5	6	8	5					51	
Suicide	1	2	2	2	1	2	1	0					11	
Liver Disease/Cirrhosis	2	0	1	1	0	3	3	4					14	
Hypertension	0	1	0	1	0	0	0	0					2	
Parkinson's Disease	4	1	1	1	5	0	2	1					15	
Other	83	79	33	20	13	19	14	16					277	
Pending	0	1	0	0	6	0	2	4					13	
Totals	227	207	177	136	122	132	115	136	0	0	0	0	1,252	
<i>Causes of Death - 2021</i>	Jan	Feb	Mar	Apr	May	June	July	Aug	Sept	Oct	Nov	Dec	Y-T-D Total	
Heart Disease	43	35	43	45	30	41	40	44	44	41	44	51	501	
Cancer	21	21	22	16	20	21	23	15	25	19	20	22	245	
Chronic Lower Respiratory Disease	7	3	6	8	6	7	5	1	3	3	3	8	60	
Accidents	4	4	2	9	6	8	4	2	3	1	2	2	47	
Cerebrovascular Disease	5	3	7	9	9	10	4	16	11	10	15	16	115	
Alzheimer's Disease	8	8	10	10	2	9	6	10	8	13	9	8	101	
Drug Intoxication	10	8	4	6	4	7	15	7	6	7	2	3	79	
Diabetes	1	1	0	1	0	3	4	1	1	2	0	0	14	
Influenza/Pneumonia	9	2	3	3	0	3	6	6	3	10	8	8	61	
Kidney Related Disease	6	5	1	3	2	4	3	2	4	3	0	3	36	
Septicemia	6	7	8	1	7	6	2	2	4	3	10	5	61	
Suicide	3	4	2	4	0	3	0	0	2	3	3	1	25	
Liver Disease/Cirrhosis	6	4	1	0	0	1	5	1	2	1	2	4	27	
Hypertension	2	0	2	0	0	1	1	0	0	1	0	0	7	
Parkinson's Disease	0	3	0	0	1	3	1	1	0	0	0	0	9	
Other	60	35	21	43	23	27	23	28	33	46	52	55	446	
Pending	0	0	0	0	0	0	0	0	0	0	0	0	0	
Totals	191	143	132	158	110	154	142	136	149	163	170	186	1,834	

"Other" Causes of Death - AUGUST - 2022

Bowel Obstruction	1
COVID	4
Failure To Thrive	2
Fetal	2
GI Bleed	1
Hypoxia	1
Multi Organ Failure	2
Pulmonary Embolism	1
Respiratory Failure	2
TOTAL	16

09/09/2022

CASH SUMMARY BY FUND FOR CLARK COUNTY
 FROM 08/01/2022 TO 08/31/2022
 FUND: ALL FUNDS
 CASH AND INVESTMENT ACCOUNTS

Fund	Description	Beginning Balance 08/01/2022	Total Debits	Total Credits	Ending Balance 08/31/2022
8201	HEALTH DISTRICT	2,141,203.32	1,014,416.17	472,157.28	2,683,462.21
8202	FOOD SERVICE	162,067.92	2,929.00	21,833.46	143,163.46
8203	SOLID WASTE	31,196.47	0.00	10,950.12	20,246.35
8204	RECREATION PARKS & CAMPS	12,043.46	5,520.00	0.00	17,563.46
8205	WATER SYSTEMS	15,298.61	7,723.20	10,140.09	12,881.72
8206	SWIMMING POOL	19,739.60	0.00	0.00	19,739.60
8207	MOSQUITO CONTROL GRANT	13,984.91	0.00	2,034.90	11,950.01
8208	MEDICAID ADMIN CLAIM	149,799.60	0.00	7,952.49	141,847.11
8209	HIV GRANT	6,733.23	4,879.71	5,411.22	6,201.72
8211	DRUG OVERDOSE PREVENTION	17,024.03	0.00	16,426.78	597.25
8212	EARLY START GRANT	425,699.83	53,855.80	49,544.34	430,011.29
8213	CRIBS FOR KIDS	14,815.11	0.00	5,606.59	9,208.52
8214	IMMUNIZATION GRANT	25,713.85	24,387.00	14,116.79	35,984.06
8217	PLUMBING	94,716.03	15,129.59	13,791.92	96,053.70
8220	WIC	33,198.31	88,804.80	68,218.15	53,784.96
8222	VACCINE EQUITY GRANT	169.05	0.00	0.00	169.05
8223	COVID-19	34,955.26	0.00	0.00	34,955.26
8225	WATER POLLUTION CONTROL GRANT	34,883.33	0.00	14,200.00	20,683.33
8226	MOM QUIT FOR TWO	14,388.21	0.00	4,533.62	9,854.59
8227	SAFE COMMUNITIES GRANT	13,067.47	0.00	1,952.09	11,115.38
8228	TOBACCO USE PREVENTION	32,157.78	62,625.00	8,455.08	86,327.70
8229	CONTINGENCY	250,000.00	0.00	0.00	250,000.00
8231	COVID 19 VACCINATION GRANT FUND	17,264.66	17,521.16	14,490.67	20,295.15
8233	HL PREVENTION GRANT	6,106.93	0.00	1,998.27	4,108.66
8237	PUBLIC INFRASTRUCTURE	60,394.45	1,855.00	8,201.14	54,048.31
8238	SW NON DIST	19,752.78	25.00	0.00	19,777.78
8239	LEAVE ACCRUAL	7,550.01	0.00	0.00	7,550.01
8240	ENVIRONMENTAL SERVICES	43,469.50	245.00	5,541.65	38,172.85
8246	CD&D FUND	44,668.13	6,845.60	0.00	51,513.73
8247	WORKFORCE DEVELOPMENT	16,725.03	7,920.37	11,240.26	13,405.14
8248	SEWAGE TREATMENT SYSTEMS	10,449.82	10,197.83	7,612.06	13,035.59
8251	COVID 19 - ENHANCED OPERATIONS	95,597.31	0.00	10,421.32	85,175.99
8252	CONTACT TRACING	16,332.23	0.00	0.00	16,332.23
8257	FHV	*-8427.51	0.00	36,492.69	(44,920.20)
8259	MSG GRANT	37,924.90	0.00	2,014.25	35,910.65
8260	HEALTH - CHC	36,644.36	0.00	5,344.66	31,299.70
8261	REPRODUCTIVE HEALTH AND WELLNESS (RHW)	104,313.36	62,036.28	40,270.52	126,079.12
8262	MATERNAL & CHILD HEALTH PROGRAM (MCHP)	35,569.99	2,000.00	12,481.48	25,088.51
	TOTAL - ALL FUNDS	4,087,191.33	1,388,916.51	883,433.89	4,592,673.95

*Advance was not complete by Auditor's

GMIS



Grants Management Information System

Worklist | Project | Reports | View Bulletins | Logout

Welcome, **Lindsey.Hardacre**. You currently have **Subgrantee** Access.

Agency Name: Clark County Combined Health District
 Program Title: OHIO MATERNAL, INFANT AND EARLY CHILDHOOD HOME VISITING
 Project Number: 01210011MH0622 Employer Id Number: 316000132
 Grant Period Begin: 10/1/2021 Grant Period End: 9/30/2022

[Print This Page](#)

Expenditure Report Selection Show Selection Criteria

[Display All Reports](#)

1 2 3

Max # Rows	Period Number	Period Start	Period End	Due Date	Report Type	Period Status	Budget Title	Revision	Report Status
5	11	8/1/2022	8/31/2022	9/10/2022	Monthly	Submitted	01210011MH0622 (1) Initial Budget 8/27/2021 10:04:03 AM	1	GAU Approved

1 2 3

Monthly Expenditure Report

Expenditure Summary

- Expenditures
- Personnel
- Other Direct Costs
- Equipment
- Contracts
- Obligations
- Summary
- Comments

Item	YTD Amount	Current Period	ODH Adjustment	Net Amount
A. Total Program Expenditures	\$415,879.67	\$36,029.01	\$0.00	\$451,908.68
B. Deductive Alternative Program Income Received	\$0.00	\$0.00	\$0.00	\$0.00
C. Deductive Alternative Program Income Expended	\$0.00	\$0.00	\$0.00	\$0.00
D. Gross Expenditures Reimbursable	\$415,879.67	\$36,029.01	\$0.00	\$451,908.68
E. Grant Expenditures: 100.00%	\$415,879.67	\$36,029.01	\$0.00	\$451,908.68
F. Applicant Share	\$0.00	\$0.00	\$0.00	\$0.00
G. Additive/Matching Alternative Program Income Received	\$0.00	\$0.00	\$0.00	\$0.00
H. Additive/Matching Alternative Program Income Expended	\$0.00	\$0.00	\$0.00	\$0.00
I. Cumulative Grant Funds Received Year to Date	\$341,550.00		\$0.00	\$341,550.00
J. Available Grant Fund Cash Balance	(\$74,329.67)		\$0.00	(\$110,358.68)

09/09/2022

INVOICE GL DISTRIBUTION REPORT FOR CLARK COUNTY
INVOICE ENTRY DATES 08/01/2022 - 08/31/2022
BOTH JOURNALIZED AND UNJOURNALIZED
PAID

Invoice Line Desc	Vendor	Amount
Fund 8201 HEALTH DISTRICT		
ACCT 0039331003 - DENTAL PREMIUMS	SUPERIOR DENTAL CARE INC	1,486.17
ACCT 0039330992 - DENTAL PREMIUMS	SUPERIOR DENTAL CARE INC	350.00
ACCT G00614491-0010-000 LIFE INSURANCE	AMERICAN UNITED LIFE INSURANC	1,823.22
ACCT G00614491-0010-000 LIFE INSURANCE	AMERICAN UNITED LIFE INSURANC	1,816.36
ACCT G00614491-0011-000 DISAB INSURANCE	AMERICAN UNITED LIFE INSURANC	460.72
ACCT G00614491-0011-000 DISA INSURANCE	AMERICAN UNITED LIFE INSURANC	469.44
ACCT G00614491-0010-000 DISAB INSURANCE	AMERICAN UNITED LIFE INSURANC	456.36
ACCT L06015M001 - HEALTH INSURANCE PREMI	ANTHEM BLUE CROSS & BLUE SHIE	19,983.05
ACCT L06015M001 - HEALTH PREMIUMS	ANTHEM BLUE CROSS & BLUE SHIE	72,956.78
CLASSES FOR FAITH COMMUNITY NURSING	WEST VIRGINIA UNIVERSITY	400.00
ACADEMY APPLICATION FEE	LEADERSHIP CLARK COUNTY	35.00
AOHC FALL CONFERENCE FOR C PATTERSON	AOHC	100.00
AOHC FALL CONFERENCE FOR L THOMPSON	AOHC	60.00
MILEAGE FOR JUNE 2022	KAREN SCHRIML	25.00
FUEL FOR BOX TRUCK	CARDMEMBER SERVICES	92.02
MILEAGE FOR JUNE 22 AND CELL PHONE FOR J	PATRICIA FREE	31.00
MILEAGE - JULY 2022	LAURA LAVOIE	14.50
MILEAGE FOR JULY 2022	RENEE E STEELE	22.62
MILEAGE FOR JULY 2022	SANDRA L MILLER	34.22
MILEAGE FOR MAY AND JUNE 2022	BERNADETTE KIDD	5.00
MILEAGE - JULY 2022	DOUG WYANDT	49.88
MILEAGE FOR JULY 2022	JANNIFER WALKER	2.32
MILEAGE FOR JULY 2022	JESSICA C BUMGARNER	10.44
MILEAGE FOR JULY 2022	JO WINDON	19.72
MILEAGE FOR JULY 2022	KRISTEN EARLEY	11.60

MILEAGE FOR JULY 2022	SALIMAH BERRIEN	4.64
MILEAGE FOR JUNE 2022	VINCE CARTER	149.00
MILEAGE FOR JULY 2022	VINCE CARTER	219.24
MILEAGE FOR JULY 2022	KATINA KOUMOUTSOS	48.72
MILEAGE FOR AUGUST 2022	MICHAEL A SCHULSINGER	36.54
FUEL ACCT FB913	SUPERFLEET MASTERCARD PROGR	268.15
MILEAGE FOR AUG 2022	JO WINDON	19.72
8201 SUPPLIES - GV .5L WATER	CARDMEMBER SERVICES	16.08
REFUND FOR TB SERVICES	ZHISHAN CHEN	51.14
VITAL STATISTICS SECURITY PAPER REIMBURS	TREASURER STATE OF OHIO	2,883.00
SUPPLIES - TOWEL DISPENSERS	CARDMEMBER SERVICES	335.74
(1) SAMSON BOUNDARY MICROPHONE	CARDMEMBER SERVICES	76.56
CLIENT LEAD TESTING	NATIONWIDE CHILDREN'S HOSPIT/	52.68
CLIENT LEAD TESTING	NATIONWIDE CHILDREN'S HOSPIT/	35.12
CLIENT LEAD TESTING	NATIONWIDE CHILDREN'S HOSPIT/	17.56
CLASSES FOR FAITH COMMUNITY NURSING	WEST VIRGINIA UNIVERSITY	4,800.00
SMILEMAKERS STICKER ORDER	SMILEMAKERS	467.72
SYPHILIS RAPID TESTS	DIAGNOSTICS DIRECT	615.00
SUPPLIES - ANTIBACTERIAL SOAP	CARDMEMBER SERVICES	79.76
SCOTT TOLIET PAPER AND PAPER TOWELS	JANECO	999.30
LUNCH AND LEARN SUPPLIES FOR 8/20/22	CARDMEMBER SERVICES	39.73
BUSINESS CARDS FOR ADMIN	CARDMEMBER SERVICES	80.99
EMPLOYEE VISION BENEFITS FOR SEPT 2022	PRO BENEFITS ADMINISTRATORS	423.88
EMPLOYEE VISION BENEFITS AUG 2022	PRO BENEFITS ADMINISTRATORS	405.04
POSTAGE LEASING - CUST NO 01353621	QUADIENT LEASING USA INC	171.54
SUPPLIES - NEEDLES/TEST STRIPS/BACITRACI	DAVE PURCHASE PROJECT/NASEN	1,617.50
SUPPLIES - BOXES OF COFFEE	SHEEHAN BROS VENDING SERVICE	194.00
POSTAGE FOR METER	UNITED STATES POSTAL SERVICE	6,000.00
RETURNED CHECK FOR J LANGE	PAMELA LITTLEJOHN, TREASURER	32.00
RETURNED CHECK FOR T BUSH	PAMELA LITTLEJOHN, TREASURER	76.00
ACCT A25A249YL8G8OE - OFFICE SUPPLIES	AMAZON CAPITAL SERVICES INC	49.80
PLAN 1 PPO HRA PROCESSING FEE	NAVIA BENEFITS SOLUTIONS	286.00
ACCT KOY - HRA	NAVIA BENEFITS SOLUTIONS	370.35
SHREDDING	OHIO MOBILE SHREDDING LCC	82.91

SUPPLIES - FCN SERVICES	TINA LEFAIVE	3,000.00
MICROSOFT OFFICE 365	INSIGHT PUBLIC SECTOR INC	881.68
SAFETY NEEDLES AND SANICLOTH WIPES	MCKESSON MEDICAL-SURGICAL	260.10
DEPT COPIERS - ACCT DC6947	PROSOURCE	4,617.22
COPIERS - ACCT DC6947	PROSOURCE	4,200.33
SUPPLIES - 5-PACK LABEL MAKER TAPE FOR B	AMAZON CAPITAL SERVICES INC	14.99
ACCT KOY - HRA	NAVIA BENEFITS SOLUTIONS	475.73
EPSON DS-530 SCANNER	AMAZON CAPITAL SERVICES INC	418.04
SUPPLIES - WHITE AND CORK BOARDS/SHEET P	AMAZON CAPITAL SERVICES INC	300.40
SUPPLIES - BLUE COPY PAPER	QUILL CORPORATION	127.99
SUPPLIES - SHEET PROTECTORS SEMI CLEAR	QUILL CORPORATION	111.67
SUPPLIES - YELLOW COPY PAPER	QUILL CORPORATION	127.99
MICROSOFT OFFICE 365	INSIGHT PUBLIC SECTOR INC	421.28
MICROSOFT OFFICE 365	INSIGHT PUBLIC SECTOR INC	1,501.33
TOLIET PAPER DISPENSERS	ULINE	321.60
BCI AND FBI NCF FOR J MULLENIX	JSD SPRINGFIELD BMV INC	80.00
VACCINE - - ADACEL/MENQUADFI/IPOL	SANOPI PASTEUR INC	10,425.69
VACCINES	GLAXO SMITH KLINE PHARMACEU'	6,982.33
VACCINE - MENQUADFI	SANOPI PASTEUR INC	3,411.86
VACCINE - TRUMENBA	PFIZER INC	668.18
VACCINE - PREVNAR	PFIZER INC	2,064.35
PREVNAR 13/ TRUMENBA/ PREVNAR 20	PFIZER INC	5,051.23
VACCINE - VARIVAX	MERCK SHARP & DOHME CORP	2,220.56
VACCINE - GARDASIL	MERCK SHARP & DOHME CORP	14,466.64
ODH LEAD SUPPLIES - GROCERIES	CARDMEMBER SERVICES	34.24
ODH LEAD SUPPLIES - GROCERIES	CARDMEMBER SERVICES	4.99
ODH LEAD SUPPLIES - GROCERIES	CARDMEMBER SERVICES	143.83
ODH LEAD SUPPLIES - GROCERIES	CARDMEMBER SERVICES	33.45
BREAKFAST FOR FAITH BASED LEAD PRESENTAT	CARDMEMBER SERVICES	60.96
BUSINESS CARDS FOR ADMIN	CARDMEMBER SERVICES	32.00
EMPLOYEE VISION BENEFITS FOR SEPT 2022	PRO BENEFITS ADMINISTRATORS	7.40
EMPLOYEE VISION BENEFITS AUG 2022	PRO BENEFITS ADMINISTRATORS	7.40
LEAD LUNCH AND LEARN	TAC INDUSTRIES INC	81.60
LEAD LUNCH AND LEARN	TAC INDUSTRIES INC	32.00

LEAD LUNCH AND LEARN ON 8/4/22	TAC INDUSTRIES INC	240.80
LEAD LUNCH AND LEARN ON 7/8/22	TAC INDUSTRIES INC	43.20
LEAD LUNCH AND LEARN ON 8/3/22	TAC INDUSTRIES INC	32.00
CREDIT FOR DRY ERASE BOARD	AMAZON CAPITAL SERVICES INC	(67.40)
SUPPLIES - WHITE AND CORK BOARDS/SHEET P	AMAZON CAPITAL SERVICES INC	131.59
LEAD LUNCH AND LEARN	TAC INDUSTRIES INC	184.80
LEAD LUNCH AND LEARN ON 7/14/22	TAC INDUSTRIES INC	43.20
LEAD COLORING BOOKS SPANISH/ENGLISH	HALO BRANDED SOLUTIONS INC	1,471.13
FCFC ADMINISTRATION FEE	CLARK CO FAMILY & CHILDREN	8,000.00
2019 CRV LEASE - ACCT 434417677	HONDA FINANCIAL SERVICES	324.20
INTERPRETATION AND TRANSLATION	PAUL RODOLPH	787.50
LEASE - ODYSSEY ACCT 443480036	HONDA FINANCIAL SERVICES	417.53
COMPLETE IT MANAGED SERVICES	BLUEPRINT CYBER ENGINEERING	6,750.00
TELEPHONE INTERPRETATION SERVICES - JULY	PROPIO LANGUAGE SERVICES	719.95
SIGN LANUGUAGE SERVICES	INTERPRETERS OF THE DEAF LLC	95.50
CONTRACT SERVICES - FCN 7/31/22-8/13/22	TINA LEFAIVE	3,240.00
CHURCH VISITS/HOME VISITS/MTGS AUG 22	TINA LEFAIVE	2,520.00
TELE NTERPRETING SERVICES APRIL 2022	PROPIO LANGUAGE SERVICES	1,883.08
MAINTENACE FOR HOME RD	CLARK CO BD OF DEVELOPMENTAI	136.00
BAGGAGE RECEIPT FOR C.CONOVER	CARDMEMBER SERVICES	30.00
BAGGAGE RECEIPT FOR C.PATTERSON	CARDMEMBER SERVICES	30.00
MAINTENACE - DEHUMIDIFIER	CARDMEMBER SERVICES	219.00
ACCT 8363283230546232 HOME RD PHONE	CHARTER COMMUNICATIONS	726.46
BURIAL PERMITS - JULY 2022	OHIO DIVISION OF REAL ESTATE	225.00
TB TESTING SUPPLIES	PATHOLOGY LABORTORIES INC	501.00
CISCO MONTHLY SERVICES 8/16/22-9/15/22	CARDMEMBER SERVICES	16.09
CISCO MONTHLY SERVICES 7/16/22-8/15/22	CARDMEMBER SERVICES	16.09
CISCO MONTHLY SERVICES 6/16/22-7/15/22	CARDMEMBER SERVICES	16.09
PREV MAINTENANCE PLAN FEB 2022-JAN 2023	HAUCK BROS INC	815.75
REPAIR PIN HOLE LEAK IN PIPE IN MEC RM	ROGER STORER & SONS INC	207.10
HOME RD - UTIL ACCT 132224510010009	COLUMBIA GAS OF OHIO	42.33
SYPHILIS HEALTH CHECK RAPID TESTS	DIAGNOSTICS DIRECT	690.00
HOME RD - MOPHEADS AND FRAMES	MILLER'S TEXTILE SERVICE	38.59
CELL PHONE REIMBURSEMENT FOR JULY 2022	KATINA KOUMOUTSOS	25.00

ACCT KOY - HRA	NAVIA BENEFITS SOLUTIONS	332.83
ACCT KOY - HRA	NAVIA BENEFITS SOLUTIONS	560.63
VANISHPOINT SYRINGES	SMD WYNNE CORP	282.00
SUPPLIES - LENOVO LAPTOP SHOULDER BAG	AMAZON CAPITAL SERVICES INC	78.66
MICROSOFT OFFICE 365 MARCH 2022	INSIGHT PUBLIC SECTOR INC	723.33
UTILITIES - ACCT 110013621757	OHIO EDISON	2,238.81
ACCT 110123835107 FRONT SIGN	OHIO EDISON	97.05
REFRIDGE LINE ACCT 93734210814993	A T & T	176.18
DRY ICE FOR TESTING	CARDMEMBER SERVICES	73.99
HOME RD INT ACCT 8363283230539112	CHARTER COMMUNICATIONS	578.00
HOME RD INT ACCT 8363283230539112	CHARTER COMMUNICATIONS	578.00
UTILITIES ACCT 287289007766	A T & T MOBILITY	1,035.86
UTILITIES - ACCT 110013621757	OHIO EDISON	2,137.47
ACCT 110123835107 FRONT SIGN	OHIO EDISON	89.36
UTILITIES - SUNSET AVE SECURITY	SHIVER SECURITY SYSTEMS INC	85.00
ACCT 82170-16515 HOME RD	CITY OF SPRINGFIELD	341.42
TRASH HOME RD - CUST 1200043718	RUMPKE	211.41
CELL REIMBURSEMENT FOR JULY 2022	PATRICIA FREE	25.00
MICROSOFT OFFICE 365 JAN 2022	INSIGHT PUBLIC SECTOR INC	653.65
	Total For Dept 810 CCCHD	225,160.12
		<hr/>
	Total For Fund 8201 HEALTH DISTF	225,160.12

Fund 8202 FOOD SERVICE

MILEAGE FOR JULY 2022	ELIZABETH DEWITT	76.56
CELL PHONE REIMBURSEMENT FOR JULY 2022	ELIZABETH DEWITT	25.00
MILEAGE FOR JULY 2022	EMILY GRIESER	123.54
MILEAGE FOR JULY 2022	JENNIFER MICHAELSON	23.20
CELL PHONE USAGE FOR JULY 2022	MEGAN DAVIS	25.00
MILEAGE FOR JULY 2022	MEGAN DAVIS	37.12
FUEL ACCT FB913	SUPERFLEET MASTERCARD PROGR	349.67
CELL PHONE REIMBURSEMENT FOR JULY 2022	JENNIFER MICHAELSON	25.00
FSO CERT - JULY 2022	TREASURER STATE OF OHIO	342.00
FSO FEES - JULY 2022	TREASURER STATE OF OHIO	28.00
	Total For Dept 810 CCCHD	<u>1,055.09</u>
	Total For Fund 8202 FOOD SERVICE	<u><u>1,055.09</u></u>

Fund 8203 SOLID WASTE

FUEL ACCT FB913	SUPERFLEET MASTERCARD PROGR	33.90
PESTICIDE COMM APP LICENSE FOR E DEWITT	OHIO DEPT OF AGRICULTURE	35.00
PESTICIDE COMM APP LICENSE FOR M DAVIS	OHIO DEPT OF AGRICULTURE	35.00
CELL PHONE REIMBURSEMENT FOR JULY 2022	DANIEL LYNCH	25.00
CELL PHONE REIMBURSEMENT FOR JULY 2022	EMILY GRIESER	25.00
MICROSOFT OFFICE 365 MARCH 2022	INSIGHT PUBLIC SECTOR INC	118.00
MICROSOFT OFFICE 365 JAN 2022	INSIGHT PUBLIC SECTOR INC	118.00
MICROSOFT OFFICE 365	INSIGHT PUBLIC SECTOR INC	118.00
	Total For Dept 810 CCCHD	<u>507.90</u>
	Total For Fund 8203 SOLID WASTE	<u><u>507.90</u></u>

Fund 8205 WATER SYSTEMS

MASI	MOBILE ANALYTICAL SERVICES INC	120.00
MASI	MOBILE ANALYTICAL SERVICES INC	83.90
MASI	MOBILE ANALYTICAL SERVICES INC	31.60
MASI	MOBILE ANALYTICAL SERVICES INC	63.20
MASI	MOBILE ANALYTICAL SERVICES INC	65.50
MASI	MOBILE ANALYTICAL SERVICES INC	60.30
MASI	MOBILE ANALYTICAL SERVICES INC	85.10
MASI	MOBILE ANALYTICAL SERVICES INC	170.20
MASI	MOBILE ANALYTICAL SERVICES INC	246.40
MASI	MOBILE ANALYTICAL SERVICES INC	213.65
MASI	MOBILE ANALYTICAL SERVICES INC	120.60
MASI	MOBILE ANALYTICAL SERVICES INC	125.80
MASI	MOBILE ANALYTICAL SERVICES INC	175.50
MASI	MOBILE ANALYTICAL SERVICES INC	158.55
MASI	MOBILE ANALYTICAL SERVICES INC	17.85
MASI	MOBILE ANALYTICAL SERVICES INC	120.60
MASI	MOBILE ANALYTICAL SERVICES INC	70.10
MASI	MOBILE ANALYTICAL SERVICES INC	55.10
MASI	MOBILE ANALYTICAL SERVICES INC	93.05
MASI	MOBILE ANALYTICAL SERVICES INC	82.65
MASI	MOBILE ANALYTICAL SERVICES INC	194.10
	Total For Dept 810 CCCHD	<u>2,353.75</u>
	Total For Fund 8205 WATER SYSTE	<u><u>2,353.75</u></u>

Fund 8207 MOSQUITO CONTROL GRANT

FUEL ACCT FB913

SUPERFLEET MASTERCARD PROGR	235.07
Total For Dept 810 CCCHD	<u>235.07</u>
Total For Fund 8207 MOSQUITO C	<u><u>235.07</u></u>

Fund 8208 MEDICAID ADMIN CLAIM

FILTER PAPER LEAD SERVICES
 ACCT 110148671339 - SUNSET UTILITIES
 INTERNET - ACCT 106476201
 LIQUID POWDER TRACING DYE
 ACCT 194413 - LIFESPORT LUNCHES
 ACCT 194413 - LIFESPORT LUNCHES

NATIONWIDE CHILDREN'S HOSPIT/	17.56
OHIO EDISON	421.25
TIME WARNER CABLE	70.96
NORLAB INC	498.00
EAT'N PARK HOSPITALITY GROUP I	2,400.00
EAT'N PARK HOSPITALITY GROUP I	2,400.00
Total For Dept 810 CCCHD	<u>5,807.77</u>
Total For Fund 8208 MEDICAID AD	<u><u>5,807.77</u></u>

Fund 8211 DRUG OVERDOSE PREVENTION

BUS PASSES FOR ONE2ONE	CARDMEMBER SERVICES	160.00
OVERDOSE AWARENESS YARD SIGNS	BOX KING	431.25
SUPPLIES - GROW BLITZ DOOR HANGERS	BOX KING	330.00
ACCT 0039331003 - DENTAL PREMIUMS	SUPERIOR DENTAL CARE INC	53.36
ACCT 0039330992 - DENTAL PREMIUMS	SUPERIOR DENTAL CARE INC	71.84
BUSINESS CARDS FOR ADMIN	CARDMEMBER SERVICES	32.00
EMPLOYEE VISION BENEFITS FOR SEPT 2022	PRO BENEFITS ADMINISTRATORS	33.64
EMPLOYEE VISION BENEFITS AUG 2022	PRO BENEFITS ADMINISTRATORS	52.48
MICROSOFT OFFICE 365	INSIGHT PUBLIC SECTOR INC	37.56
REIMBURSEMENT FOR ONE2ONE OINTMENT	KATHRYN R GRABLE	26.04
12 PACK SOLAR OUTDOOR LIGHTS	AMAZON CAPITAL SERVICES INC	43.98
SUPPLIES - GIGALUMI SOLAR OUTDOOR LIGHTS	AMAZON CAPITAL SERVICES INC	109.95
SIDEWALK CHALK	AMAZON CAPITAL SERVICES INC	53.98
REIMBURSEMENT FOR NACCHO CONFERENCE	GRACIE HEMPHILL	80.00
MICROSOFT OFFICE 365	INSIGHT PUBLIC SECTOR INC	37.56
MICROSOFT OFFICE 365	INSIGHT PUBLIC SECTOR INC	37.56
MILEAGE/CELL PHONE JULY 2022	JACOB CLARK	60.96
MILEAGE FOR JULY 2022	KATHRYN R GRABLE	65.54
MILEAGE FOR JUNE 2022	KATHRYN R GRABLE	50.25
MICROSOFT OFFICE 365 MARCH 2022	INSIGHT PUBLIC SECTOR INC	37.56
MICROSOFT OFFICE 365 JAN 2022	INSIGHT PUBLIC SECTOR INC	37.56
	Total For Dept 810 CCCHD	<u>1,843.07</u>
	Total For Fund 8211 DRUG OVERD	<u><u>1,843.07</u></u>

Fund 8212 EARLY START GRANT

MILEAGE FOR JULY 2022	AMANDA FANNON	172.26
MILEAGE AND CELL PHONE REIMBURSEMENT JUL	AMY TAYLOR	83.48
MILEAGE - JULY 2022	ANTIONETTE PEREZ	136.30
HMG - MILEAGE FOR JULY 2022	DAWN STASAK	85.84
MILEAGE/CELL PHONE REIMBURSEMENT FOR JUL	ESTHER KEYES	106.64
MILEAGE FOR JULY 2022	LORI LAMBERT	25.52
MILEAGE FOR JULY 2022	MARCIA JOHNSON	135.72
MILEAGE/CELL PHONE REIMBURSEMENT FOR JUL	MICHELINE DRUGMAN-DEWITT	114.18
MILEAGE FOR JULY 2022	MIRANDA EGGLESTON	158.34
MILEAGE/CELL PHONE REIMBURSEMENT JULY 22	NATALIE OLIVER	86.34
MILEAGE FOR JULY 2022	KAREN BRUBAKER	25.52
CURRICULUM SUBSCRIPTION FOR DAWN STASAK	CARDMEMBER SERVICES	330.00
ACCT 0039331003 - DENTAL PREMIUMS	SUPERIOR DENTAL CARE INC	172.17
ACCT 0039330992 - DENTAL PREMIUMS	SUPERIOR DENTAL CARE INC	350.00
EMPLOYEE VISION BENEFITS SEPT 2022	PRO BENEFITS ADMINISTRATORS	142.64
EMPLOYEE VISION BENEFITS AUG 2022	PRO BENEFITS ADMINISTRATORS	161.48
UTILITIES ACCT 287289007766	A T & T MOBILITY	344.43
SCALE INSPECTION FOR WIC-E HIGH ST	ACURA MEDICAL SYSTEMS INC	19.00
HMG SUPPLIES - DIAPERS AND BABY WIPES	AMAZON CAPITAL SERVICES INC	7,005.52
ACCT KOY - HRA	NAVIA BENEFITS SOLUTIONS	311.05
DEPT COPIERS - ACCT DC6947	PROSOURCE	61.00
DEPT COPY MACHINES ACCT DC6947	PROSOURCE	39.00
MICROSOFT OFFICE 365	INSIGHT PUBLIC SECTOR INC	118.00
MICROSOFT OFFICE 365	INSIGHT PUBLIC SECTOR INC	118.00
TELE INTERPRETING SERVICES APRIL 2022	PROPIO LANGUAGE SERVICES	109.19
MAINTENANCE FOR E HIGH ST	CLARK CO BD OF DEVELOPMENTAI	42.00
SHREDDING	OHIO MOBILE SHREDDING LCC	15.29
ACCT KOY - HRA	NAVIA BENEFITS SOLUTIONS	168.31
ACCT KOY - HRA	NAVIA BENEFITS SOLUTIONS	7.28
MAINTENANCE - MOPHEADS AND TOWELS	MILLER'S TEXTILE SERVICE	9.02
ACCT KOY - HRA	NAVIA BENEFITS SOLUTIONS	190.10
MICROSOFT OFFICE 365 MARCH 2022	INSIGHT PUBLIC SECTOR INC	118.00

MICROSOFT OFFICE 365 JAN 2022
 HIGH ST LEASE - SEPT 1- SEPT 30, 2022
 HIGH ST UTIL ACCT 13224510030007
 UTIL HIGH ST-ACCT 110113007162
 UTILITIES - HIGH ST SECURITY
 SPRING CLEANUP/EDGE AND MULCH 7/10/22
 TRASH HIGH ST - CUST 1201264586
 MICROSOFT OFFICE 365
 HIGH ST WATER/SEWER ACCT 926360-47437

INSIGHT PUBLIC SECTOR INC	118.00
COMMUNITY HEALTH FOUNDATIC	1,457.22
COLUMBIA GAS OF OHIO	70.37
OHIO EDISON	322.16
SHIVER SECURITY SYSTEMS INC	52.10
GILLAM LANDSCAPING	701.00
RUMPKE	63.03
INSIGHT PUBLIC SECTOR INC	118.00
CITY OF SPRINGFIELD	45.94
Total For Dept 810 CCCHD	13,909.44
<hr/>	
Total For Fund 8212 EARLY START	13,909.44

Fund 8213 CRIBS FOR KIDS

UTIL HIGH ST-ACCT 110113007162	OHIO EDISON	20.78
HIGH ST WATER/SEWER ACCT 926360-47437	CITY OF SPRINGFIELD	2.96
HIGH ST LEASE - SEPT 1- SEPT 30, 2022	COMMUNITY HEALTH FOUNDATIC	94.02
HIGH ST MAINTENANCE WORKER	CLARK CO BD OF DEVELOPMENTAI	3.00
HIGH ST UTIL ACCT 13224510030007	COLUMBIA GAS OF OHIO	4.54
UTILITIES - HIGH ST SECURITY	SHIVER SECURITY SYSTEMS INC	3.36
LEASE FOR E HIGH ST OCT 2022	COMMUNITY HEALTH FOUNDATIC	94.00
HIGH ST - SPRING CLEANUP/EDGE/MULCH FOR	GILLAM LANDSCAPING	45.00
SHREDDING	OHIO MOBILE SHREDDING LCC	0.99
TRASH HIGH ST - CUST 1201264586	RUMPKE	4.07
MAINTENANCE - MOPHEADS AND TOWELS	MILLER'S TEXTILE SERVICE	0.58
	Total For Dept 810 CCCHD	273.30
		<hr/>
	Total For Fund 8213 CRIBS FOR KID	273.30

Fund 8214 IMMUNIZATION GRANT

ANNUAL SCALE INSPECTION FOR WIC-NEW CARL	ACURA MEDICAL SYSTEMS INC	122.50
8214 PROGRAM EXPENSES - CHAMPAIGN CO APR	CHAMPAIGN CO HEALTH DISTRICT	7,463.00
8214 PROGRAM EXPENSES - MADISON CO	MADISON CO DEPT OF HEALTH	2,564.00
	Total For Dept 810 CCCHD	10,149.50
		<hr/>
	Total For Fund 8214 IMMUNIZATIC	10,149.50

Fund 8217 PLUMBING

FUEL ACCT FB913	SUPERFLEET MASTERCARD PROGR	330.02
PLBG CONTRACT SERVICES - JULY 2022	MIAMI COUNTY PUBLIC HEALTH	208.54
PLBG INSPECTOR /MILEAGE FOR RICK JEWELL	CHAMPAIGN CO HEALTH DISTRICT	2,241.60
SCOTT COLLINS PLUMBING SERVICES/MILEAGE	GREENE COUNTY PUBLIC HEALTH	534.30
RICK JEWELL/PLUMBING INSPECTOR AND MILEA	CHAMPAIGN CO HEALTH DISTRICT	2,492.20
	Total For Dept 810 CCCHD	5,806.66
	Total For Fund 8217 PLUMBING	5,806.66

Fund 8220 WIC

MILEAGE FOR JUNE 2022	OLIVIA LEVINE	65.00
MILEAGE FOR JULY 2022	EMILY THOMAS	21.46
MILEAGE FOR JUNE 2022	EMILY THOMAS	5.50
HIGH ST MAINTENANCE WORKER	CLARK CO BD OF DEVELOPMENTAI	88.00
WIC PARTY SUPPLIES	CARDMEMBER SERVICES	10.00
WIC PARTY SUPPLIES	CARDMEMBER SERVICES	28.75
GROCERIES FOR WIC	CARDMEMBER SERVICES	159.22
HIGH ST - SPRING CLEANUP/EDGE/MULCH FOR SHREDDING	GILLAM LANDSCAPING	1,469.00
TRASH HIGH ST - CUST 1201264586	OHIO MOBILE SHREDDING LCC	32.05
MICROSOFT OFFICE 365	RUMPKE	132.17
CELL PHONE REIMBURSEMENT JULY 2022	INSIGHT PUBLIC SECTOR INC	116.60
SUPPLIES - BREASTMILK STORAGE BAGS	JAYNE LOFTIS	25.00
HIGH ST- POPUP POST-IT NOTES	NOODLE SOUP	151.80
MICROSOFT OFFICE 365	QUILL CORPORATION	63.98
MICROSOFT OFFICE 365	INSIGHT PUBLIC SECTOR INC	116.60
HIGH ST LEASE - SEPT 1- SEPT 30, 2022	INSIGHT PUBLIC SECTOR INC	116.60
HIGH ST UTIL ACCT 13224510030007	COMMUNITY HEALTH FOUNDATIC	3,055.49
UTIL HIGH ST-ACCT 110113007162	COLUMBIA GAS OF OHIO	147.56
UTILITIES ACCT 287289007766	OHIO EDISON	675.47
UTILITIES - HIGH ST SECURITY	A T & T MOBILITY	214.00
SCALE INSPECTION-WIC E HIGH ST	SHIVER SECURITY SYSTEMS INC	109.23
LEASE FOR E HIGH ST OCT 2022	ACURA MEDICAL SYSTEMS INC	255.50
HIGH ST WATER/SEWER ACCT 926360-47437	COMMUNITY HEALTH FOUNDATIC	3,055.00
UTILITIES - QUARTER 2 2022	CITY OF SPRINGFIELD	96.34
MAINTENANCE - MOPHEADS AND TOWELS	FAMILY & YOUTH INITIATIVES	750.00
MICROSOFT OFFICE 365 MARCH 2022	MILLER'S TEXTILE SERVICE	18.91
MICROSOFT OFFICE 365 JAN 2022	INSIGHT PUBLIC SECTOR INC	116.60
	INSIGHT PUBLIC SECTOR INC	116.60
	Total For Dept 810 CCCHD	11,212.43
		<hr/>
	Total For Fund 8220 WIC	11,212.43

Fund 8225 WATER POLLUTION CONTROL GRANT

INSTALLATION - 31 ADLYN RD	HARROD SEPTIC SOLUTIONS	6,507.54
INSTALLATION - 31 ADLYN RD	HARROD SEPTIC SOLUTIONS	6,516.00
INSTALLATION - 31 ADLYN RD	HARROD SEPTIC SOLUTIONS	1,176.46
	Total For Dept 810 CCCHD	<u>14,200.00</u>
	Total For Fund 8225 WATER POLLU	<u><u>14,200.00</u></u>

Fund 8226 MOM QUIT FOR TWO

UTIL HIGH ST-ACCT 110113007162	OHIO EDISON	20.78
HIGH ST LEASE - SEPT 1- SEPT 30, 2022	COMMUNITY HEALTH FOUNDATIC	94.02
HIGH ST MAINTENANCE WORKER	CLARK CO BD OF DEVELOPMENTAI	3.00
HIGH ST UTIL ACCT 13224510030007	COLUMBIA GAS OF OHIO	4.54
UTILITIES - HIGH ST SECURITY	SHIVER SECURITY SYSTEMS INC	3.36
LEASE FOR E HIGH ST OCT 2022	COMMUNITY HEALTH FOUNDATIC	94.00
HIGH ST - SPRING CLEANUP/EDGE/MULCH FOR SHREDDING	GILLAM LANDSCAPING	45.00
TRASH HIGH ST - CUST 1201264586	OHIO MOBILE SHREDDING LCC	0.98
HIGH ST WATER/SEWER ACCT 926360-47437	RUMPKE	4.07
MAINTENANCE - MOPHEADS AND TOWELS	CITY OF SPRINGFIELD	2.96
	MILLER'S TEXTILE SERVICE	0.58
	Total For Dept 810 CCCHD	<u>273.29</u>
	Total For Fund 8226 MOM QUIT FC	<u><u>273.29</u></u>

Fund 8227 SAFE COMMUNITIES GRANT

MILEAGE FOR JULY 2022	MARGARET REUBER	11.60
	Total For Dept 810 CCCHD	<u>11.60</u>
	Total For Fund 8227 SAFE COMMU	<u><u>11.60</u></u>

Fund 8228 TOBACCO USE PREVENTION

INCENTIVE CARD FOR RAFFLE GIVEAWAY- TOB	CARDMEMBER SERVICES	100.00
OHIO QUITLINE ADD-ON KROGER RECEIPT	CARDMEMBER SERVICES	1,333.00
INSTAGRAM POSTING FOR TOBACCO	CARDMEMBER SERVICES	570.77
INSTAGRAM POSTING FOR TOBACCO	CARDMEMBER SERVICES	233.41
ACCT 10284118 - OFFICE 365	INSIGHT PUBLIC SECTOR INC	11.80
MICROSOFT OFFICE 365	INSIGHT PUBLIC SECTOR INC	11.80
MICROSOFT OFFICE 365 MARCH 2022	INSIGHT PUBLIC SECTOR INC	11.80
MICROSOFT OFFICE 365 JAN 2022	INSIGHT PUBLIC SECTOR INC	11.80
MICROSOFT OFFICE 365	INSIGHT PUBLIC SECTOR INC	11.80
MICROSOFT OFFICE 365	INSIGHT PUBLIC SECTOR INC	11.80
	Total For Dept 810 CCCHD	<u>2,307.98</u>
	Total For Fund 8228 TOBACCO USE	<u><u>2,307.98</u></u>

Fund 8231 COVID 19 VACCINATION GRANT FUND

SUNSET AVE - CLEAN 7/1022-7/28/22	ABSOLUTE CLEAN	400.00
MILEAGE FOR JUNE 22 AND CELL PHONE FOR J	PATRICIA FREE	13.00
MILEAGE FOR JULY 2022	PATRICIA FREE	15.08
MILEAGE FOR JULY 2022	SANDRA L MILLER	11.60
MILEAGE FOR JULY 2022	BERNADETTE KIDD	12.76
WEEKLY CARPET CLEANINGS FOR AUGUST 2022	ABSOLUTE CLEAN	400.00
	Total For Dept 810 CCCHD	<u>852.44</u>
	Total For Fund 8231 COVID 19 VAC	<u><u>852.44</u></u>

Fund 8237 PUBLIC INFRASTRUCTURE

MILEAGE/CELL PHONE REIMBURSEMENT AUG 22	BRENNA HEINLE	108.56
MILEAGE/CELL PHONE REIMBURSEMENT JULY/AU	STEPHANIE JOHNSON	109.88
ACCT 0039330992 - DENTAL PREMIUMS	SUPERIOR DENTAL CARE INC	71.84
EMPLOYEE VISION BENEFITS SEPT 2022	PRO BENEFITS ADMINISTRATORS	26.24
EMPLOYEE VISION BENEFITS AUG 2022	PRO BENEFITS ADMINISTRATORS	26.24
MICROSOFT OFFICE 365	INSIGHT PUBLIC SECTOR INC	13.96
MICROSOFT OFFICE 365 MARCH 2022	INSIGHT PUBLIC SECTOR INC	13.96
MICROSOFT OFFICE 365 JAN 2022	INSIGHT PUBLIC SECTOR INC	13.96
MICROSOFT OFFICE 365	INSIGHT PUBLIC SECTOR INC	13.96
MICROSOFT OFFICE 365	INSIGHT PUBLIC SECTOR INC	13.96
	Total For Dept 810 CCCHD	<u>412.56</u>
	Total For Fund 8237 PUBLIC INFRA	<u><u>412.56</u></u>

Fund 8240 ENVIRONMENTAL SERVICES

OEHA SOUTHWEST DISTRICT FALL CONFERENCE	OHIO ENVIRONMENTAL HEALTH A	740.00
MILEAGE - JULY 2022	ANNE KAUP-FETT	17.98
MILEAGE FOR JULY 2022	MEGAN DAVIS	2.90
FUEL ACCT FB913	SUPERFLEET MASTERCARD PROGR	77.60
	Total For Dept 810 CCCHD	<u>838.48</u>
	Total For Fund 8240 ENVIRONMEN	<u><u>838.48</u></u>

Fund 8246 CD&D FUND

CERTIFICATION FEES -
CD&D FEES
CD&D FEES
CD&D FEES

TREASURER STATE OF OHIO	3,838.79
TREASURER STATE OF OHIO	4,535.21
MOOREFIELD TOWNSHIP	289.72
MOOREFIELD TOWNSHIP	342.28
Total For Dept 810 CCCHD	<u>9,006.00</u>
Total For Fund 8246 CD&D FUND	<u><u>9,006.00</u></u>

Fund 8247 WORKFORCE DEVELOPMENT

LEADERSHIP CLARK COUNTY ACADEMY TUITION	LEADERSHIP CLARK COUNTY	860.00
REIMBURSEMENT FOR SAMSON MICROPHONES FRO	CHRIS COOK	199.98
BYOD CELL/HOTSPOT REIMBURSEMENT AUG 2022	CHRIS COOK	30.00
	Total For Dept 810 CCCHD	<u>1,089.98</u>
	Total For Fund 8247 WORKFORCE	<u><u>1,089.98</u></u>

Fund 8248 SEWAGE TREATMENT SYSTEMS

BUSINESS CARDS FOR ADMIN	CARDMEMBER SERVICES	32.00
MICROSOFT OFFICE 365	INSIGHT PUBLIC SECTOR INC	118.00
SEWAGE FEES - JULY 2022	TREASURER STATE OF OHIO	479.00
	Total For Dept 810 CCCHD	<u>629.00</u>
	Total For Fund 8248 SEWAGE TRE/	<u><u>629.00</u></u>

Fund 8251 COVID 19 - ENHANCED OPERATIONS

SUPPLIES - BLACK AFRAME SIDEWALK SIGN	CARDMEMBER SERVICES	2,937.00
BUSINESS CARDS FOR ADMIN	CARDMEMBER SERVICES	64.00
CONTRACT SERVICES - TRANSPORTATION	MICHAEL A SCHULSINGER	318.75
	Total For Dept 810 CCCHD	<u>3,319.75</u>
	Total For Fund 8251 COVID 19 - EN	<u><u>3,319.75</u></u>

Fund 8257 FHV

KROGER GROCERY GIFTCARDS	CARDMEMBER SERVICES	320.00
CASES OF BABY WIPES AND DIAPERS	AMAZON CAPITAL SERVICES INC	5,136.35
	Total For Dept 810 CCCHD	<u>5,456.35</u>
	Total For Fund 8257 FHV	<u><u>5,456.35</u></u>

Fund 8259 MSG GRANT

ACCT 81628738 - CONTRACT SERVICES	PHILADELPHIA INSURANCE COMP/	610.25
MOTORCYCLE OH INSTRUCTION RETEST	CECIL WARRINER	27.00
MOTORCYCLE OH INSTRUCTION	CECIL WARRINER	459.00
MOTORCYCLE OH INSTRUCTION	ELAINE C RHOADS	486.00
MOI INSTRUCTOR - COURSE 2022CC510605	JASON ALLISON	459.00
(17) BRS COURSES #2022 CCS-10605 7/28,	RICARDO MEZA JR	459.00
CONTRACT SERVICES - INSTRUCTOR FEE	ANTHONY HENDERSON	351.00
	Total For Dept 810 CCCHD	<u>2,851.25</u>
	Total For Fund 8259 MSG GRANT	<u><u>2,851.25</u></u>

Fund 8260 HEALTH - CHC

CELL PHONE/MILEAGE REIMBURSEMENT FOR JUL	ASHLEY SEIBERT	69.08
MICROSOFT OFFICE 365	INSIGHT PUBLIC SECTOR INC	11.80
MICROSOFT OFFICE 365 MARCH 2022	INSIGHT PUBLIC SECTOR INC	11.80
MICROSOFT OFFICE 365 JAN 2022	INSIGHT PUBLIC SECTOR INC	11.80
MICROSOFT OFFICE 365	INSIGHT PUBLIC SECTOR INC	11.80
MICROSOFT OFFICE 365	INSIGHT PUBLIC SECTOR INC	11.80
	Total For Dept 810 CCCHD	<u>128.08</u>
	Total For Fund 8260 HEALTH - CHC	<u><u>128.08</u></u>

Fund 8261 REPRODUCTIVE HEALTH AND WELLNESS (RHW)

MILEAGE/ CELL PHONE REIMBURSEMENT FOR SH	SHARON CARLISLE	22.83
MILEAGE FOR JULY 2022	BERNADETTE KIDD	17.40
MILEAGE FOR MAY AND JUNE 2022	BERNADETTE KIDD	5.00
MILEAGE FOR JULY 2022	JANNIFER WALKER	4.64
MILEAGE FOR JULY 2022	JESSICA C BUMGARNER	51.62
MILEAGE FOR JULY 2022	SALIMAH BERRIEN	4.64
HEALTH EXPO 22 BOOTH FEE	COMMUNITY HEALTH FOUNDATIC	30.00
LUNCH AND LEARN AT BOB EVANS	CARDMEMBER SERVICES	125.82
ACCT 0039331003 - DENTAL PREMIUMS	SUPERIOR DENTAL CARE INC	65.45
ACCT 0039330992 - DENTAL PREMIUMS	SUPERIOR DENTAL CARE INC	31.32
FEMALE AND MALE SWAB KITS	MCKESSON MEDICAL-SURGICAL	264.14
RHW SUPPLIES - BINX HEALTH IO	MCKESSON MEDICAL-SURGICAL	1,222.78
EMPLOYEE VISION BENEFITS SEPT 2022	PRO BENEFITS ADMINISTRATORS	18.84
EMPLOYEE VISION BENEFITS AUG 2022	PRO BENEFITS ADMINISTRATORS	18.84
UTILITIES ACCT 287289007766	A T & T MOBILITY	39.91
BILLBOARD SERVICES FOR 6 MOS / CLINIC AW	CDSPRINT/HOLMES MARKETING	5,980.00
CLINIC BROCHURES AND BUSINESS CARDS	CDSPRINT/HOLMES MARKETING	284.71
CLINIC BROCHURES AND BUSINESS CARDS	CDSPRINT/HOLMES MARKETING	647.92
RHW SUPPLIES -SHARPS CONTAINER	MCKESSON MEDICAL-SURGICAL	197.60
MICROSOFT OFFICE 365	INSIGHT PUBLIC SECTOR INC	47.20
RHW SUPPLIES - UNISTICKS	MCKESSON MEDICAL-SURGICAL	36.11
RHW - NURSING SUPPLIES	MCKESSON MEDICAL-SURGICAL	455.34
ACCT 15393 - RHW SUPPLIES	CENTER FOR DISEASE DETECTION I	831.00
MICROSOFT OFFICE 365 MARCH 2022	INSIGHT PUBLIC SECTOR INC	47.20
MICROSOFT OFFICE 365 JAN 2022	INSIGHT PUBLIC SECTOR INC	47.20
MICROSOFT OFFICE 365	INSIGHT PUBLIC SECTOR INC	47.20
MICROSOFT OFFICE 365	INSIGHT PUBLIC SECTOR INC	47.20
	Total For Dept 810 CCCHD	<u>10,591.91</u>
	Total For Fund 8261 REPRODUCTIA	<u><u>10,591.91</u></u>

Fund 8262 MATERNAL & CHILD HEALTH PROGRAM (MCHP)

PIZZA LUNCH FOR LIFESPORTS STAFF TRAININ	CARDMEMBER SERVICES	77.95
ACCT 194413 - LIFESPORT LUNCHES	EAT'N PARK HOSPITALITY GROUP I	2,160.00
SUPPLIES	EAT'N PARK HOSPITALITY GROUP I	512.05
START STRONG WEBSITE DESIGN	SHOUT IT OUT DESIGN LLC	2,250.00
MAINTENANCE	EAT'N PARK HOSPITALITY GROUP I	447.95
BUSINESS CARDS FOR ADMIN	CARDMEMBER SERVICES	32.00
MICROSOFT OFFICE 365 MARCH 2022	INSIGHT PUBLIC SECTOR INC	23.60
MICROSOFT OFFICE 365 JAN 2022	INSIGHT PUBLIC SECTOR INC	23.60
INFANT VITALITY COORDINATOR AUG 2022	ANNMARIE SCHMERSAL	2,333.00
MICROSOFT OFFICE 365	INSIGHT PUBLIC SECTOR INC	23.60
MICROSOFT OFFICE 365	INSIGHT PUBLIC SECTOR INC	23.60
	Total For Dept 810 CCCHD	7,907.35
	Total For Fund 8262 MATERNAL &	7,907.35

Fund Totals:

225,160.12
1,055.09
507.90
2,353.75
235.07
5,807.77
1,843.07
13,909.44
273.30
10,149.50
5,806.66
11,212.43
14,200.00
273.29
11.60
2,307.98
852.44
412.56
838.48
9,006.00
1,089.98
629.00
3,319.75
5,456.35
2,851.25
128.08
10,591.91
7,907.35

338,190.12

The following advance will be made after approval by the Board of Health at the September 2022 Board of Health Meeting.

Advance: From the General Revenue fund to the Maternal Infant Early Childhood Home Visiting fund (budgeted). \$35,000 retroactive to August 31, 2022.

The following transfer will be made after approval by the Board of Health at the September 2022 Board meeting.

Transfer: From the General Revenue fund to the Water Systems fund (budgeted). \$30,000

**Clark County Combined Health District
Proposed Program Fees for 2023**

Based on State of Ohio Required Cost Methodology using 2021 data

CCCHD PROGRAM	2018 CCCHD Fees	2019 CCCHD Fees	2020 CCCHD Fees	2021 CCCHD Fees	2022 CCCHD Fees	Maximum 2023 Fee (per Cost Method.)	Proposed 2023 CCCHD Fees	State of Ohio Fee 2023	Total Proposed Fee 2023
FOOD SERVICE OPERATIONS (FSO) / RETAIL FOOD ESTABLISHMENTS (RFE)									
Food Facility Risk Level									
Commercial Risk Level 1 less than 25,000 sq. ft.	\$128.40	\$131.00	\$157.00	\$173.00	\$160.00	\$181.58	\$181.00	\$28.00	\$209.00
Commercial Risk Level 2 less than 25,000 sq. ft.	\$145.92	\$148.52	\$178.00	\$196.00	\$180.00	\$204.87	\$204.00	\$28.00	\$232.00
Commercial Risk Level 3 less than 25,000 sq. ft.	\$288.12	\$290.74	\$349.00	\$384.00	\$348.00	\$393.96	\$393.00	\$28.00	\$421.00
Commercial Risk Level 4 less than 25 000 sq. ft.	\$367.98	\$370.62	\$445.00	\$489.00	\$442.00	\$500.15	\$498.00	\$28.00	\$526.00
Commercial Risk Level 1 greater than 25,000 sq. ft.	\$190.04	\$192.66	\$231.00	\$254.00	\$232.00	\$263.55	\$263.00	\$28.00	\$291.00
Commercial Risk Level 2 greater than 25 000 sq. ft.	\$200.56	\$203.16	\$244.00	\$268.00	\$245.00	\$277.52	\$277.00	\$28.00	\$305.00
Commercial Risk Level 3 greater than 25,000 sq. ft.	\$736.44	\$739.12	\$887.00	\$976.00	\$876.00	\$990.12	\$990.00	\$28.00	\$1,018.00
Commercial Risk Level 4 greater than 25,000 sq. ft.	\$781.28	\$783.96	\$941.00	\$1,035.00	\$928.00	\$1,049.74	\$1,049.00	\$28.00	\$1,077.00
Non-Commercial Risk Level 1 less than 25,000 sq. ft.	\$59.73	\$64.20	\$78.50	\$86.00	\$80.00	50% Com.	\$90.00	\$14.00	\$104.00
Non-Commercial Risk Level 2 less than 25,000 sq. ft.	\$67.77	\$72.96	\$89.00	\$98.00	\$90.00	50% Com.	\$102.00	\$14.00	\$116.00
Non-Commercial Risk Level 3 less than 25,000 sq. ft.	\$133.05	\$144.06	\$174.50	\$192.00	\$174.00	50% Com.	\$196.00	\$14.00	\$210.00
Non Commercial Risk Level 4 less than 25,000 sq. ft.	\$169.70	\$183.99	\$222.50	\$244.00	\$221.00	50% Com.	\$249.00	\$14.00	\$263.00
Non-Commercial Risk Level 1 greater than 25,000 sq. ft.	\$88.03	\$95.02	\$115.50	\$127.00	\$116.00	50% Com.	\$131.00	\$14.00	\$145.00
Non-Commercial Risk Level 2 greater than 25,000 sq. ft.	\$92.85	\$100.28	\$122.00	\$134.00	\$122.00	50% Com.	\$138.00	\$14.00	\$152.00
Non-Commercial Risk Level 3 greater than 25,000 sq. ft.	\$338.84	\$368.20	\$443.40	\$488.00	\$438.00	50% Com.	\$495.00	\$14.00	\$509.00
Non Commercial Risk Level 4 greater than 25,000 sq. ft.	\$359.42	\$390.64	\$470.50	\$517.00	\$464.00	50% Com.	\$524.00	\$14.00	\$538.00
Vending Food Service									
Each Operation - Maximum CPI Increase 7.0%	\$19.30	\$12.20	\$12.43	\$12.71	\$12.64	\$15.01	\$13.50	\$6.00	\$19.50
Temporary FSO's & RFE's									
Commercial Temporary FSO's and RFE's (per day)	\$29.80	\$24.00	\$29.00	\$36.00	\$38.00	\$52.02	\$40.00	\$0.00	\$40.00
Non-Commercial Temporary FSO's and RFE's (per day)	\$14.90	\$12.00	\$14.00	\$18.00	\$19.00	50% Com.	\$20.00	\$0.00	\$20.00
Mobile FSO's and RFE's									
Each Operation	\$96.09	\$88.28	\$99.89	\$125.00	\$62.00	\$124.85	\$124.00	\$28.00	\$152.00

CCCHD PROGRAM	2018 CCCHD Fees	2019 CCCHD Fees	2020 CCCHD Fees	2021 CCCHD Fees	2022 CCCHD Fees	Maximum 2023 Fee (per Cost Method.)	Proposed 2023 CCCHD Fees	State Fee 2023	Total Proposed Fee 2023
FSO/RFE Plan Review									
Commercial & Non-Commercial less than 25,000 sq. ft.	\$177.00 \$88.50	\$219.00 \$109.50	\$214.50 \$107.25	\$298.00 \$149.00	\$298.00 \$149.00	\$287.87	\$286.00 \$143.00	N/A	\$298.00 \$149.00
Commercial & Non-Commercial greater than 25,000 sq. ft.	\$354.00 \$177.00	\$438.00 \$219.00	\$429.00 \$214.50	\$596.00 \$298.00	\$596.00 \$298.00	N/A	\$572.00 \$286.00	N/A	\$596.00 \$298.00
Recreational Vehicle Parks, Recreation Camps, Combined Park-Camps									
Recreational Vehicle Parks, Recreation Camps, or Combined Park-Camps with 50 or Fewer Sites	\$185.00	\$195.00	\$234.00	\$255.00	\$270.00	\$366.59	\$295.00	\$110.00	\$405.00
Recreational Vehicle Parks, Recreation Camps, or Combined Park-Camps with Greater than 50 Sites	\$185.00	\$195.00	\$234.00	\$255.00	\$270.00	\$366.59	\$295.00	\$110.00	\$405.00
Temporary Recreational Vehicle Parks, Recreation Camps, or Combined Park-Camps with 50 or Fewer Sites	\$185.00	\$195.00	\$234.00	\$255.00	\$270.00	\$366.59	\$270.00	N/A	\$270.00
Temporary Recreational Vehicle Parks, Recreation Camps, or Combined Park-Camps with Greater than 50 Sites	\$185.00	\$195.00	\$234.00	\$255.00	\$270.00	\$366.59	\$270.00	N/A	\$270.00
Greater than 50 Sites, per Site Charge (Permanent and Temporary)	\$1.75	\$2.00	\$1.50	\$1.50	\$1.50	N/A	\$0.50	N/A	\$0.50
Swimming Pools and Spas									
Individual Public Swimming Pools; Individual Public Spas; and, Individual Special Use Pools	\$299.00	\$265.44	\$319.00	\$350.00	\$385.00	\$396.26	\$396.00	\$80.00	\$476.00
Individual Public Swimming Pools; Individual Public Spas; and, Individual Special Use Pools--Additional @ Same Location	\$150.00	\$175.00	\$175.00	\$175.00	\$195.00	\$396.26	\$195.00	\$55.00	\$250.00
Tattoo and/or Body Piercing									
Permanent Tattoo and/or Body Piercing Establishments	\$185.00	\$195.00	\$205.00	\$225.00	\$245.00	\$208.76	\$208.00	N/A	\$208.00
Temporary Perm. Tattoo and/or Body Piercing Establishments	\$75.00	\$100.00	\$100.00	\$100.00	\$110.00	\$208.76	\$110.00	N/A	\$110.00

Updated 9/7/2022

Food Service Operations & Retail Food Establishments										
Fee Type	HCPH Current	HCPH Proposed	Proposed Increase	Warren County	Clermont County	PHDMC*	Greene County	Cincinnati	Butler County	Columbus
CRL I <25,000 Sq Ft	\$179.00	\$189.00	6%	\$178.00	\$150.00	\$217.62	\$175.00	\$275.00	\$167.00	\$160.00
CRL I >= 25,000 Sq Ft	\$249.00	\$263.00	6%	\$198.00	\$212.00	\$246.42	\$196.00	\$388.00	\$230.00	\$175.50
CRL II <25,000 Sq Ft	\$199.00	\$210.00	6%	\$328.00	\$168.00	\$480.16	\$367.00	\$307.00	\$185.00	\$302.50
CRL II >= 25,000 Sq Ft	\$261.00	\$275.00	5%	\$408.00	\$223.00	\$611.44	\$462.00	\$407.00	\$241.00	\$373.50
CRL III <25,000 Sq Ft	\$360.00	\$380.00	6%	\$228.00	\$311.00	\$318.96	\$249.00	\$567.00	\$330.00	\$215.25
CRL III >= 25,000 Sq Ft	\$867.00	\$915.00	6%	\$238.00	\$760.00	\$336.22	\$262.00	\$1,387.00	\$788.00	\$224.60
CRL IV <25,000 Sq Ft	\$450.00	\$475.00	6%	\$788.00	\$391.00	\$1,217.12	\$904.00	\$713.00	\$412.00	\$701.50
CRL IV >= 25,000 Sq Ft	\$918.00	\$969.00	6%	\$828.00	\$805.00	\$1,290.82	\$958.00	\$1,469.00	\$833.00	\$741.00
Mobile	\$60.00	\$75.00	25%	\$123.00	\$125.00	\$302.00	\$60.00	\$143.00	\$202.00	\$165.00
Vending	\$6.85	\$7.33	7%	\$17.00	\$37.14	\$38.55	\$42.00	\$11.80	\$24.25	\$35.00
Temporary	\$38.00	\$50.00	32%	\$60.00	\$31.00	\$34.00	\$56.00	\$76.00	\$50.00	\$26.00
Manager Certification Food Protection Course	\$150.00	\$175.00	17%	n/a	\$150.00	n/a	n/a	\$150.00	n/a	n/a
Swimming Pools										
Fee Type	HCPH Current	HCPH Proposed	Proposed Increase	Warren County	Clermont County	PHDMC*	Greene County	Cincinnati	Butler County	Columbus
Individual Public Swimming Pool	\$352.00	\$388.00	10%	\$354.00	\$424.00	\$475.00	\$370.00	\$473.00	\$380.00	\$420.00
Additional Pool(s)	\$235.00	\$258.00	10%	\$243.00	\$202.00	\$237.50	\$185.00	\$134.00	\$220.00	\$220.00
Hotels										
Fee Type	HCPH Current	HCPH Proposed	Proposed Increase	PHDMC*						
Base Fee - Up to 50 rooms	\$145.00	\$180.00	24%	\$250.00						
Additional Rooms	\$3.50	\$4.50	29%	\$2.00						

BENEFITS FUND
APPROPRIATIONS

GL NUMBER	DESCRIPTION	2022 ORIGINAL BUDGET	2022 AMENDED BUDGET
Fund 8299 - BENEFITS FUND			
Revenues			
Dept 810 - CCCHD			
8299-810-XXXX	REVENUE	0.00	600,000.00
		0.00	0.00
Total Dept 810 - CCCHD		0.00	600,000.00
TOTAL REVENUES		0.00	600,000.00
Expenditures			
Dept 810 - CCCHD			
8299-810-XXXX	EXPENDITURES	0.00	600,000.00
Total Dept 810 - CCCHD		0.00	600,000.00
TOTAL EXPENDITURES		0.00	600,000.00
Fund 8299			
TOTAL REVENUES		0.00	600,000.00
TOTAL EXPENDITURES		0.00	600,000.00
NET OF REVENUES & EXPENDITURES		0.00	0.00

SOLD-TO PARTY 10284188

CLARK COUNTY HEALTH DEPT
 529 E HOME RD
 SPRINGFIELD OH 45503-2710

SHIP-TO

CLARK COUNTY HEALTH DEPT
 529 E HOME RD
 SPRINGFIELD OH 45503-2710

Quotation	
Quotation Number	: 225418826
Document Date	: 01-SEP-2022
PO Number	:
PO release:	:
Sales Rep	: Ty Shellabarger
Email	: TY.SHELLABARGER@INSIGHT.COM
Telephone	: +19374159426

We deliver according to the following terms:

Payment Terms : Net 30 days
Ship Via : Insight Assigned Carrier/Ground
Terms of Delivery: : FOB ORIGIN
Currency : USD

Material	Material Description	Quantity	Unit Price	Extended Price
KYM-00001	Microsoft Surface Laptop Go 2 for Business - 12.4" - Core i5 1135G7 - 16 GB RAM - 256 GB SSD OPEN MARKET	1	1,039.45	1,039.45
			Product Subtotal	1,039.45
			TAX	0.00
			<u>Total</u>	<u>1,039.45</u>

Lease & Financing options available from Insight Global Finance for your equipment & software acquisitions. Contact your Insight account executive for a quote.

PURCHASE ORDER REQUIREMENTS:

Quote Number:225418826

Purchase Order Number: _____

Authorized by/Title: _____ (please print)

Authorized Signature: _____ Date: _____

Additional signature, where required

Authorized by/Title: _____ (please print)

Authorized Signature: _____ Date: _____

Thank you for choosing Insight. Please contact us with any questions or for additional information about Insight's complete IT solution offering.

Sincerely,

Ty Shellabarger
+19374159426
TY.SHELLABARGER@INSIGHT.COM

Insight Global Finance has a wide variety of flexible financing options and technology refresh solutions. Contact your Insight representative for an innovative approach to maximizing your technology and developing a strategy to manage your financial options.

This purchase is subject to Insight's online Terms of Sale unless you have a separate purchase agreement signed by you and Insight, in which case, that separate agreement will govern. Insight's online Terms of Sale can be found at the "terms-and-policies" link below.

SOFTWARE AND CLOUD SERVICES PURCHASES: If your purchase contains any software or cloud computing offerings ("Software and Cloud Offerings"), each offering will be subject to the applicable supplier's end user license and use terms ("Supplier Terms") made available by the supplier or which can be found at the "terms-and-policies" link below. By ordering, paying for, receiving or using Software and Cloud Offerings, you agree to be bound by and accept the Supplier Terms unless you and the applicable supplier have a separate agreement which governs.
<https://www.insight.com/terms-and-policies>

Proposed Group Life Insurance Coverage Increase

Current Coverage Cost = \$3.30 per pay for \$20,000.00 coverage

Increased Coverage Cost = \$9.50 or as high as \$9.75 depending on agencies participating for \$50,000.00

Current cost = \$257.40 per month / \$3,088.88 per year

Increased cost = \$741.00-\$760.50 per month / \$8,892.00-\$9,126.00

Difference of \$5,803.12 - \$6,037.12