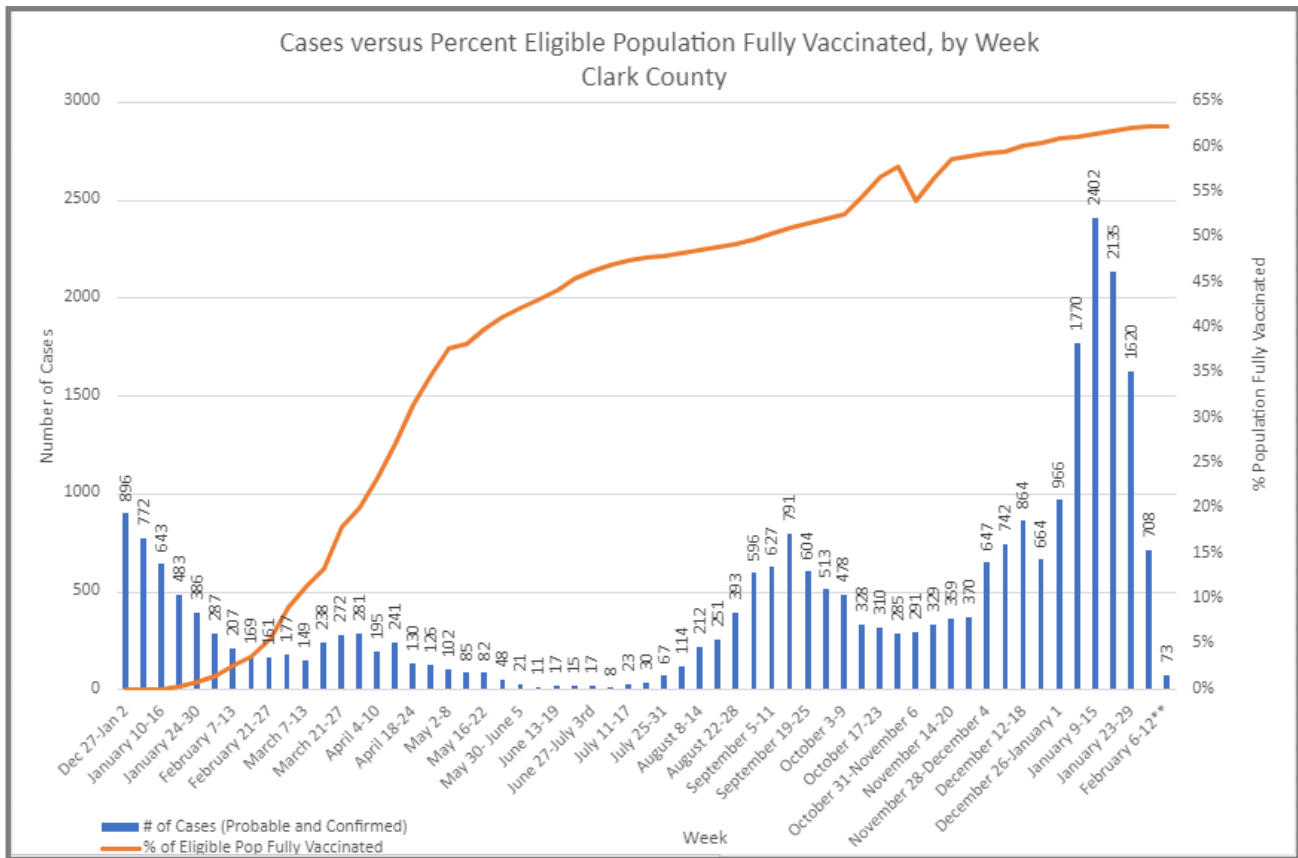


COVID-19 Response: Cases and Testing



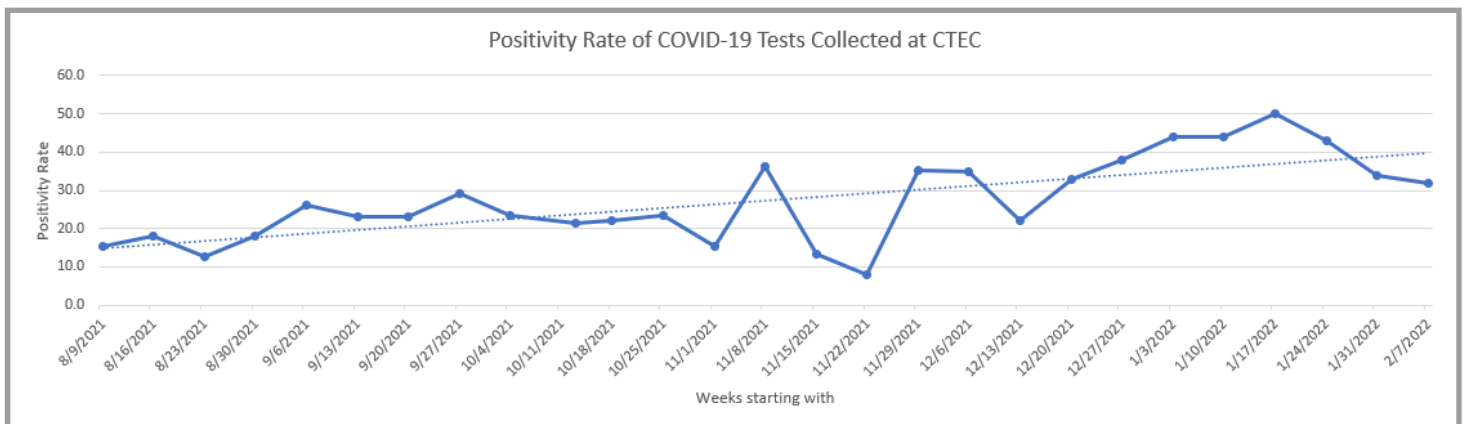
COVID-19 Testing through Covid-19 Testing and Evaluation Center (CTEC)

| CTEC | 01/03 - 01/07 | 01/10 - 01/14 | 01/17 - 01/21 | 01/24 - 01/28 |
|---------------------|---------------|---------------|---------------|---------------|
| # tests | 209 | 571 | 394 | 394 |
| Positivity rate (%) | 44 | 44 | 50 | 43 |

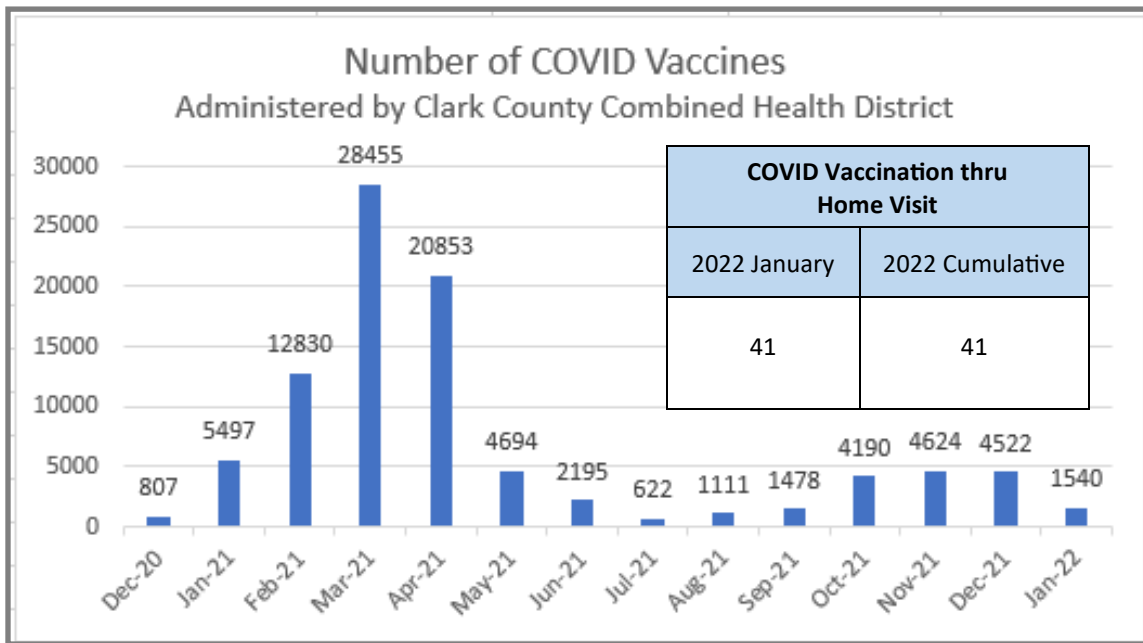
| CTEC | 01/31-02/04 | 02/07-02/11 |
|---------------------|-------------|-------------|
| # tests | 140 | 119 |
| Positivity rate (%) | 34 | 32 |

Project Notes:

- The Ohio National Guard came to assist at CTEC on January 24. Their last day will be February 18.
- Current plans are to discontinue CTEC after February 18.



COVID-19 Response: Vaccinations



Transition to Local Clinics:

- As part of the Data First project, we are transitioning vaccines out of the Leffel Lane site and to more local locations. Concentration is on Census Tracts 2, 12, 14
- Locations include WIC clinic, Southern Village Clinic, and CCCHD at Home Road
- Other locations being set up include specific schools, food bank locations and Groceryland
- The Covid Vaccination Center (CVC) will close after the clinic on March 1st.

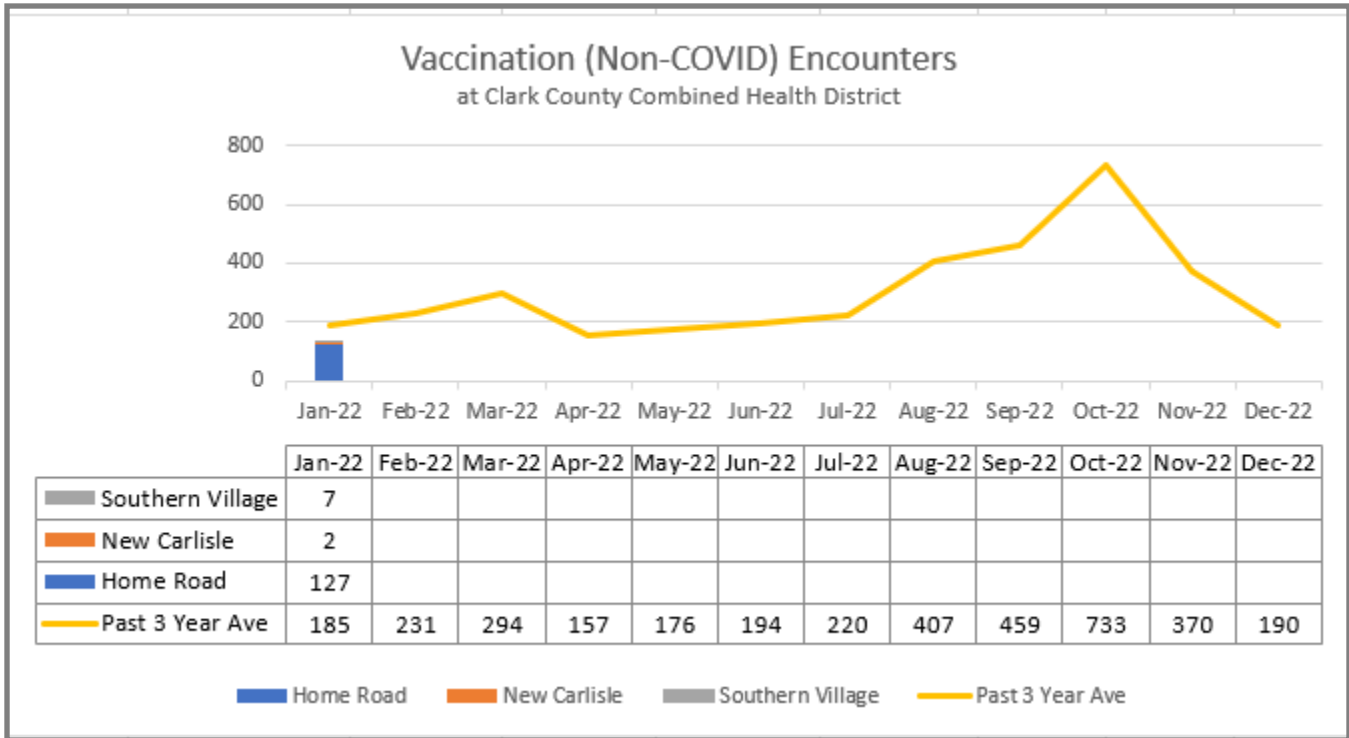
| | Clark | Ohio |
|--|------------------|---------------------|
| Vaccine started by Population | 54.14% 72,599 | 61.53% 7,192,121 |
| Race: Black or African American (Vaccines Started) | 47.28% 5,789 | 47.75% 728,505 |
| Race: White or Caucasian (Vaccines Started) | 51.13% 59,560 | 57.32% 5,475,295 |
| 3rd Doses or boosters | 32,455 | 3,312,917 |

Source: <https://coronavirus.ohio.gov/wps/portal/gov/covid-19/dashboards/covid-19-vaccine/covid-19-vaccination-dashboard>



Nursing Clinical and Case Management Services - January 2022 Activities

Routine Immunizations and Get Vaccinated Ohio (GVOH)



| SERVICE | Current Month | Previous Month | Current Month | 2021 Month | 2022 YTD | 2021 YTD | VARIANCE |
|--------------------------------------|---------------|----------------|---------------|------------|----------|----------|----------|
| Immunization Clinic: | | | | | | | |
| Imm. Clients (HD <36 mos) | 14 | 15 | 14 | 32 | 14 | 32 | -56.25% |
| Imm. Clients (HD >35 mos) | 113 | 162 | 113 | 104 | 113 | 104 | 8.65% |
| Vaccines | 197 | 249 | 197 | 255 | 197 | 255 | -22.75% |
| Satellite Immunization Clinic | | | | | | | |
| Clients(Satellite <36 mos) | 2 | 0 | 2 | 0 | 2 | 0 | ★ |
| Clients (Satellite >35 mos) | 7 | 10 | 7 | 0 | 7 | 0 | ★ |
| Vaccines | 26 | 17 | 26 | 0 | 26 | 0 | ★ |
| # Satellite Clinics | 5 | 5 | 5 | 0 | 5 | 0 | ★ |
| Combined Immunization Totals: | | | | | | | |
| Total Encounters | 136 | 187 | 136 | 136 | 136 | 136 | 0.00% |
| Total Vaccines | 223 | 266 | 223 | 255 | 223 | 255 | -12.55% |

Program Notes:

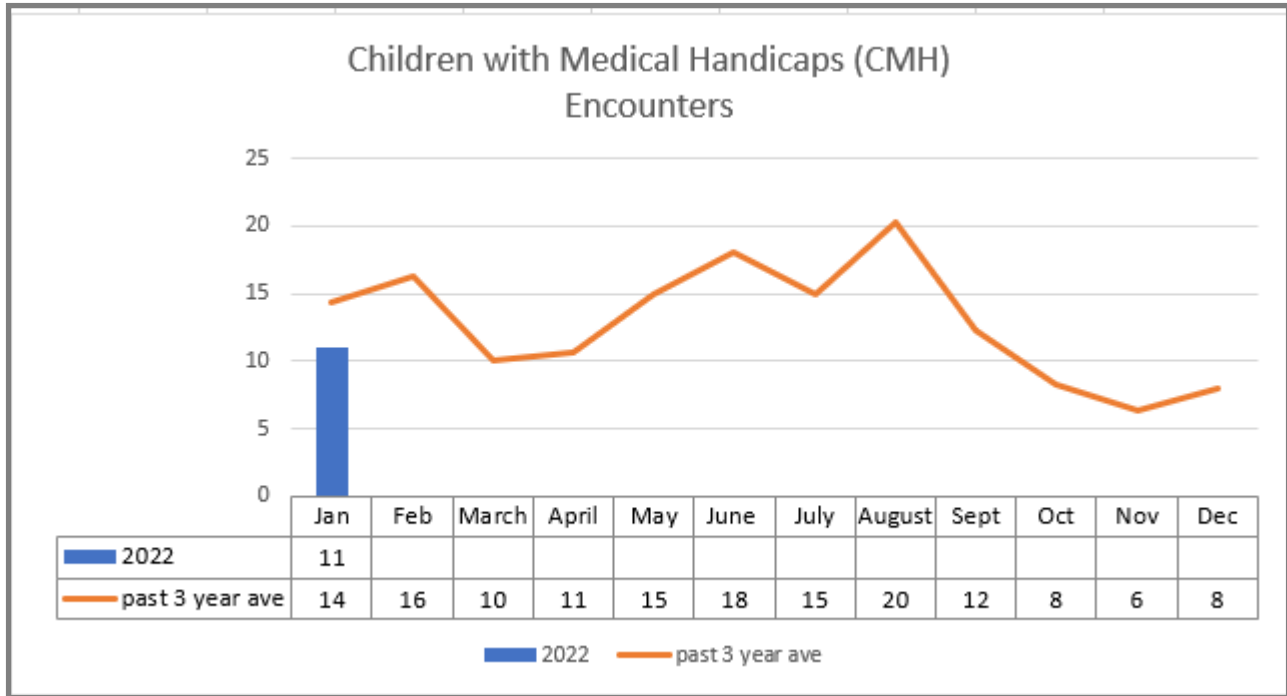
- Worked with New Carlisle Community Health Center for their 12 month AFIX review evaluation (looking for completion rates, missed opportunities, etc.
- Provided yearly Mobilizing Office Based Immunizations (MOBI) competency for CCCHD staff who work in immunizations

Objectives In Process:

- Creating a process for pre and post exposure Rabies Vaccine; our involvement with post exposure Rabies vaccine will only be after the individual has had their evaluation, HRIG has been given and
- Working on new standing order and process for the new recommendation for immunocompromised persons

Nursing Clinical and Case Management Services - January 2022 Activities

Children with Medical Handicaps (CMH) and Grief Visits



| Grief Visits | |
|--------------|-----------------|
| 2022 January | 2022 Cumulative |
| 4 | 4 |

Lice and Lead

| SERVICE | Current Month | Previous Month | Current Month | 2021 Month | 2022 YTD | 2021 YTD | VARIANCE |
|---|---------------|----------------|---------------|------------|----------|----------|----------|
| Lice Program: | | | | | | | |
| CCCHD Head Checks | 1 | 3 | 1 | 0 | 1 | 0 | ★ |
| Appointments | 1 | 3 | 1 | 0 | 1 | 0 | ★ |
| Lead Program: | | | | | | | |
| # Lead Screenings | 5 | 0 | 0 | 0 | 5 | 0 | ★ |
| Lead Case Management Visits/Home Visits | 0 | 0 | 0 | 0 | 0 | 0 | ★ |
| Lead Referrals In | 7 | 0 | 7 | 2 | 7 | 2 | 250.00% |

Program Notes:

- Continuing to work on protocols for with ChildLab to offer lead screening; training scheduled for staff in March; able to test the lab process with 5 clients; will now concentrate on clinic flow.

Nursing Clinical and Case Management Services - January 2022 Activities

Sexual Health and Wellness Clinic (SHWC) and Disease Investigation Specialist (DIS)

| SERVICE | Current | Previous | | Current | 2021 | | 2022 | 2021 | VARIANCE |
|---|---------|----------|--|---------|-------|--|------|------|----------|
| | Month | Month | | Month | Month | | YTD | YTD | |
| Sexual Health and Wellness/HIV/Disease Intervention Specialist (DIS) | | | | | | | | | |
| RHW Encounter, Result and Telephone Visits | 127 | 127 | | 127 | 105 | | 127 | 105 | 20.95% |
| HIV Tested | 48 | 48 | | 48 | 29 | | 48 | 29 | 65.52% |
| HIV Positive Results | 0 | 0 | | 0 | 0 | | 0 | 0 | ★ |
| DIS Field Visits | 6 | 8 | | 6 | 9 | | 6 | 9 | -33.33% |
| DIS Office Visits | 5 | 3 | | 5 | 4 | | 5 | 4 | 25.00% |
| DIS Calls | 82 | 78 | | 82 | 111 | | 82 | 111 | -26.13% |

Program Notes:

- Submitted applications for grants for Condom Distribution Project and to continue Sexual Health and Wellness services in the Clark County Jail. It is helpful to note that any person seen in the jail is without a third party payer and a grant can help to cover the cost of the weekly clinic.

| Medicaid Applications Completed in SHWC | | |
|---|-----------------|----------|
| January 2022 | Cumulative 2022 | YTD 2021 |
| 5 | 65 | 4 |

Tuberculosis Prevention and Control

| SERVICE | Current | Previous | | Current | 2021 | | 2022 | 2021 | VARIANCE |
|--|---------|----------|--|---------|-------|--|------|------|----------|
| | Month | Month | | Month | Month | | YTD | YTD | |
| Tuberculosis Prevention and Control | | | | | | | | | |
| Encounters Visits and Results | 65 | 66 | | 65 | 76 | | 65 | 76 | -14.47% |
| DOT and other TB Visits | 0 | 0 | | 0 | 0 | | 0 | 0 | ★ |
| Chest X-rays Ordered | 2 | 3 | | 2 | 0 | | 2 | 0 | ★ |
| IGRAs Ordered | 36 | 29 | | 36 | 36 | | 36 | 36 | 0.00% |

Program Notes:

- Active Cases: Currently doing Direct Observed Therapy (DOT) visit for two (2) persons with active tuberculosis disease
- Latent Cases: Currently facilitating preventive treatment for two (2) persons with latent (inactive) tuberculosis infection

Faith Community Nursing:

- Wrote grant application for Automated External Defibrillator for the some of the participating churches. This was a specific request, along with training for CPR/AED.