

CLARK COUNTY
COMMUNITY
HEALTH
IMPROVEMENT
PLAN

2026
-
2028

CLARK COUNTY COMMUNITY HEALTH IMPROVEMENT PLAN



Public Health
Prevent. Promote. Protect.



This plan was published by the Clark County Combined Health District (CCCHD) on behalf of the Clark County Community Health Assessment and Improvement Steering Committee

VISIT [CCCHD.COM/CHACHIP](https://www.ccchd.com/chachip)
OR
EMAIL [HEALTH@CCCHD.COM](mailto:health@ccchd.com)
TO LEARN MORE

TABLE OF CONTENTS

- 1 TABLE OF CONTENTS
- 2 INTRODUCTION
- 3 ACKNOWLEDGMENTS
- 4 PRIORITY AREAS
- 5 CHRONIC DISEASE: HEALTH BEHAVIORS
- 8 CHRONIC DISEASE: HEALTH CONDITIONS
- 11 MENTAL HEALTH
- 14 MATERNAL & INFANT HEALTH
- 17 COMMUNITY STABILITY
- 20 ASSETS & RESOURCES
- 22 PRIORITY ALIGNMENT
- 23 NEXT STEPS

INTRODUCTION

COMMUNITY-LED HEALTH IMPROVEMENT

The Community Health Improvement Plan (CHIP) is a long-term, systematic effort to address public health problems based on the results of the Community Health Assessment (CHA). This plan is community-owned - it is collaboratively used by the organizations on the following page to set priorities and coordinate and target resources.

The methodology for this CHIP was based on Mobilizing for Action through Planning and Partnerships 2.0 (MAPP), a community-driven strategic planning process for improving community health.

The CHIP builds on priority areas identified in the 2025 CHA. Long-term goals for each priority were selected by the Steering Committee based on data presented in the CHA. To avoid “reinventing the wheel,” the Steering Committee consulted with Champion Groups within the community who were already working towards making improvements in these areas. Through these conversations, existing strategies were chosen to be highlighted in the CHIP.

The pages that follow detail the long-term goals and strategies that were selected, the data supporting each goal, and next steps. Additional data and data sources can be found in the CHA, available at ccchd.com/chachip.



ACKNOWLEDGEMENTS

OUR PARTNERS

The Clark County Community Health Improvement Plan (CHIP) is a result of collaborative community participation. In addition to the CHA/CHIP Steering Committee members identified below, contributors include multiple task force and coalition partners, as well as individual community members.



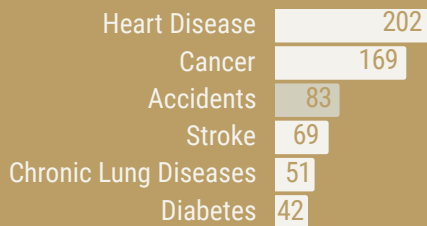
PRIORITY AREAS

Health priority areas were selected by the Steering Committee based on data collected during the Community Health Assessment. These priority areas are the foundation for the CHIP and task forces in the community.

CHRONIC DISEASE



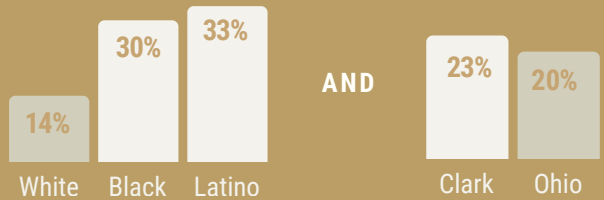
Chronic diseases fall in the top 6 leading causes of death



Food insecurity rates are greatest among:

Black and Latino residents


Children



MENTAL HEALTH



Overdose fatality rates are higher in Clark County than in Ohio



42%

of high schoolers feel they do not have a caring adult to talk to about their feelings

36%

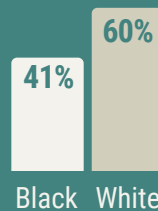
of high schoolers felt sad or hopeless for 2 weeks or more

MATERNAL & INFANT HEALTH



23% of mothers receive inadequate prenatal care

Fewer Black mothers receive prenatal care in their 1st trimester than white mothers




Black babies have a higher mortality rate than white babies



COMMUNITY STABILITY



Youth homelessness is highest in the City of Springfield



Violent crimes in Clark County have increased over time

CROSS-CUTTING FACTORS

Cross-cutting factors influence all four priority areas. Focusing on cross-cutting factors within each priority area can enhance health and lead to better health outcomes for all.

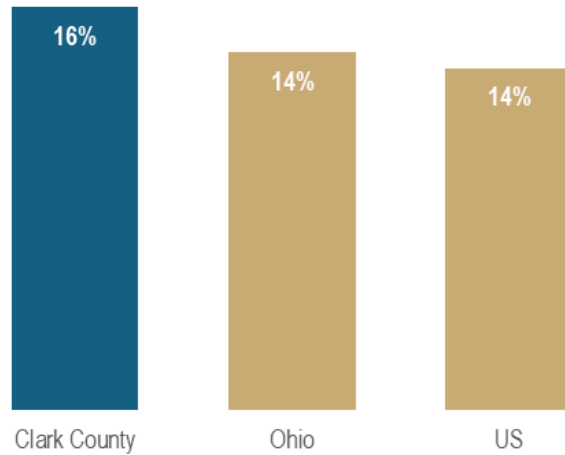
- Transportation
- Access to Care
- Trauma
- Socioeconomic Instability

CHRONIC DISEASE: HEALTH BEHAVIORS

FOOD INSECURITY



Food insecurity in **Clark County** is higher than **Ohio** and the **US**



DECREASE THE PERCENT OF PEOPLE IN CLARK COUNTY WHO DO NOT HAVE A RELIABLE SOURCE OF FOOD FROM 16% TO 14%

CHIP STRATEGIES

Implement a 3-year Food Access Plan to increase access to existing food lockers and strengthen distribution capacity by 12/31/2028

Provide 5 mini grants for Clark County community gardens to fund a policy, system, or environment change by 10/1/2026

Collaborate with community partners to address community approach to reducing food insecurity by 12/31/2028

CHAMPION GROUP(S)

Second Harvest Food Bank

Creating Healthy Communities

Clark County Combined Health District

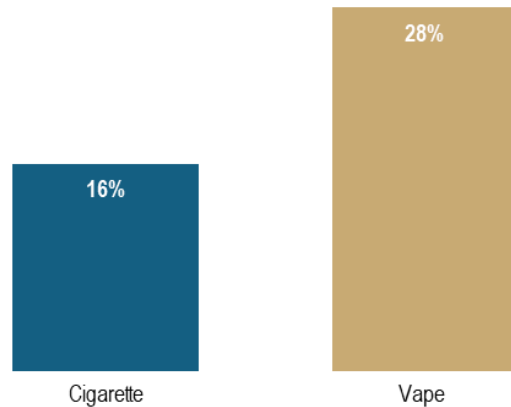
CHRONIC DISEASE: HEALTH BEHAVIORS

YOUTH AND ADULT

TOBACCO USE



More Clark County high schoolers have tried **a vape** compared to **a cigarette**
2023 Clark County Youth Risk Behavior Survey



DECREASE THE PERCENT OF HIGH SCHOOLERS WHO HAVE TRIED A VAPE OR CIGARETTES BY 10%

CHIP STRATEGIES

Advocate and pass Tobacco Retailer Policy enhancements to include proximity & density clause, retailer cap and stricter penalty structure to prevent youth tobacco access by 6/30/2026

Pass second hand smoke policy at low income housing complex by 6/30/2027

Advocate and implement procedural policy change to include "Alternative to Suspension" in the tobacco & nicotine policy penalty structure at Springfield City Schools by 4/1/2026

Lead/train 12 youth to act as youth ambassadors and provide tobacco & nicotine prevention education to the community by 6/30/2026

CHAMPION GROUP(S)

Clark County Combined Health District

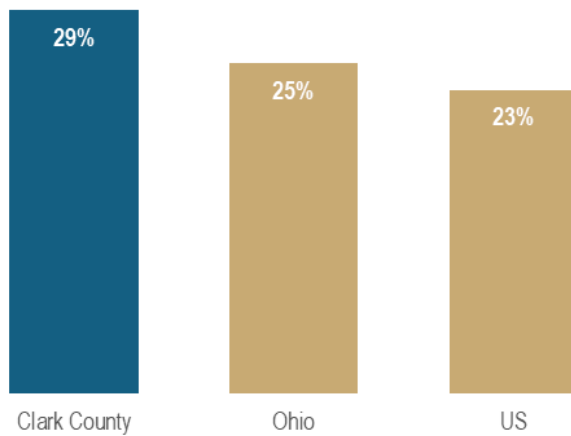
Clark County Combined Health District
Partners in Prevention

CHRONIC DISEASE: HEALTH BEHAVIORS

PHYSICAL ACTIVITY



Physical inactivity among adults in **Clark County** is higher than **Ohio** and the **US**



DECREASE THE PERCENT OF ADULTS IN CLARK COUNTY WHO REPORT NO PHYSICAL ACTIVITY FROM 29% TO 25%

CHIP STRATEGIES

Expand "Library of Things" program at the Clark County Public Library to include 1 additional type of active living equipment by 12/31/2028

Begin one walking club to increase walking path usage at Snyder Park by 12/31/2028

CHAMPION GROUP(S)

Clark County Public Library
Creating Healthy Communities

OSU Extension Victory Garden

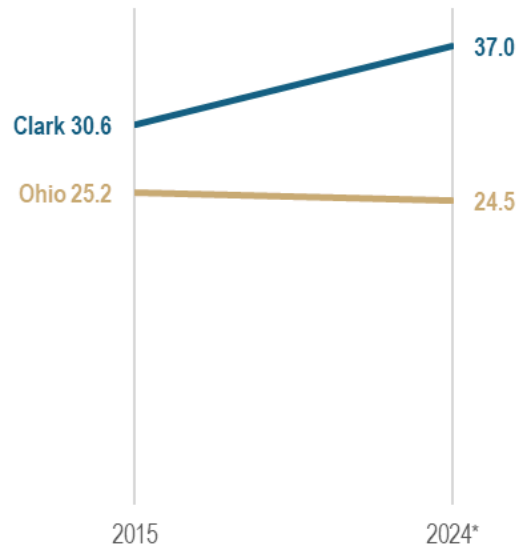
CHRONIC DISEASE: HEALTH CONDITIONS

DIABETES



The diabetes mortality rate in **Clark County** has increased over the last 10 years.

Age-adjusted rates per 100,000. *Data is preliminary and subject to change.



DECREASE THE DIABETES MORTALITY RATE FROM 37 TO 32 PER 100,000 PEOPLE

CHIP STRATEGIES

Support at least 30 people in completing Healthy Living with Diabetes Workshop annually through 2028

Hold 10 Diabetes Support Group meetings annually through 2028

CHAMPION GROUP(S)

Diabetes Task Force
Clark County Combined Health District

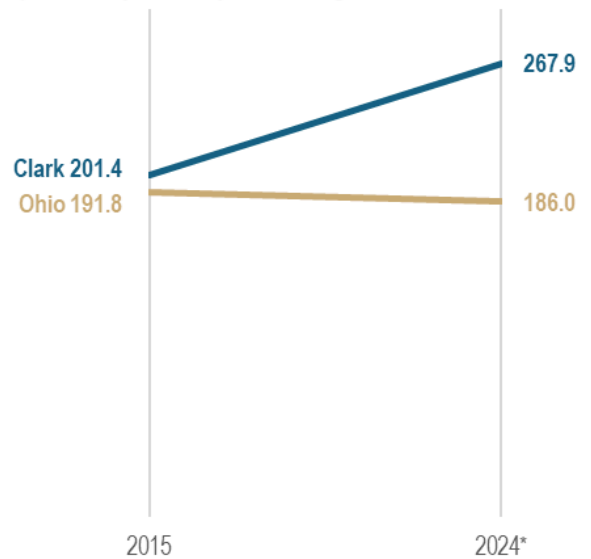
CHRONIC DISEASE: HEALTH CONDITIONS

CARDIOVASCULAR DISEASE



The heart disease mortality rate in **Clark County** has increased over the last 10 years.

Age-adjusted rates per 100,000. *Data is preliminary and subject to change.



DECREASE MORTALITY RATES ASSOCIATED WITH CARDIOVASCULAR-RELATED CONDITIONS FROM 267.9 TO 241.1 PER 100,000 PEOPLE

CHIP STRATEGIES

Host at least 4 Heart Strong events annually to provide blood pressure education through 2028

CHAMPION GROUP(S)

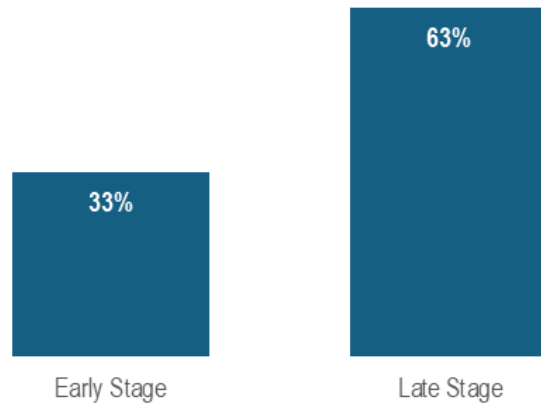
Cardiovascular Workgroup

CHRONIC DISEASE: HEALTH CONDITIONS

CANCER SCREENINGS



More lung and bronchus cancer cases are diagnosed at late stages.
Percent of newly diagnosed cases, 2017-2023



INCREASE THE PERCENT OF LUNG CANCER FOUND IN EARLY STAGES FROM 33% TO 40%

CHIP STRATEGIES

Collaborate with the American Cancer Society to create statewide safety net program to provide colorectal cancer screenings to eligible uninsured or underinsured individuals by 12/31/2028

Increase lung cancer screenings by 25% annually through 2028

CHAMPION GROUP(S)

Chronic Disease Task Force

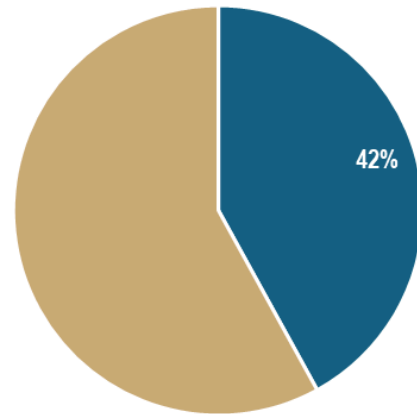
Mercy Health Lung Program

MENTAL HEALTH

SOMEONE TO TALK TO



42% of Clark County High Schoolers rarely or never felt they had a caring adult to go to about their feelings
2023 Clark County Youth Risk Behavior Survey



DECREASE THE PERCENT OF HIGH SCHOOL STUDENTS THAT REPORT THEY DO NOT HAVE A CARING ADULT TO TALK TO ABOUT THEIR FEELINGS FROM 42% TO 37%

CHIP STRATEGIES

Provide QPR (Question, Persuade, Refer) suicide prevention trainings to at least 200 people annually through 2028

Implement pilot Trusted Adult Campaign with all freshman in 4 Clark County schools in the spring of 2026 with the plan to expand to all Clark County schools during the 2026-2027 school year.

CHAMPION GROUP(S)

Nehemiah Foundation
Clark County Cares Coalition

Clark County Educational Service Center

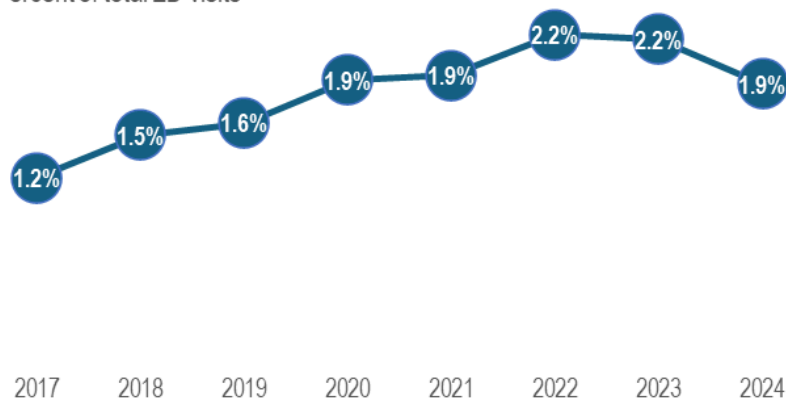
MENTAL HEALTH

SUICIDAL IDEATION



Emergency department visits for suicidal ideation by Clark County residents have increased over the last 10 years.

Percent of total ED visits



DECREASE EMERGENCY DEPARTMENT VISITS FOR SUICIDAL IDEATION BY CLARK COUNTY RESIDENTS FROM 1.9% OF VISITS TO 1.6%

CHIP STRATEGIES

Collaborate with community partners and providers to create a waitlist tracking system by 12/31/2028

Expand Mobile Response Stabilization Services (MRSS) to 24/7 accessibility by 12/31/2026

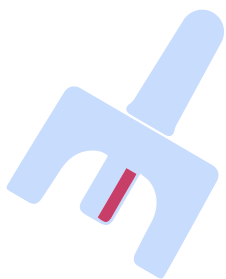
CHAMPION GROUP(S)

Mental Health & Recovery Board

Mental Health Services

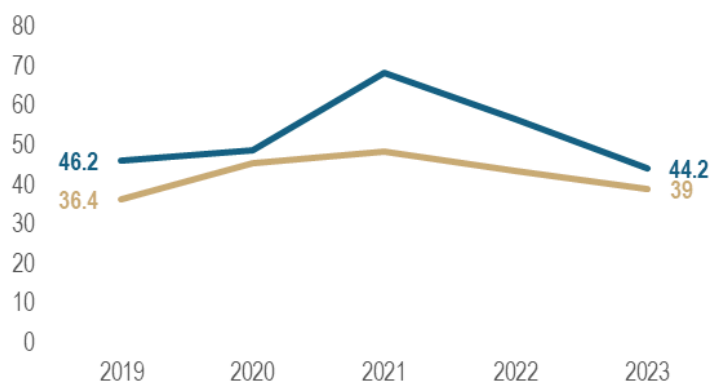
MENTAL HEALTH

OVERDOSE FATALITIES



Age-adjusted rates for overdose fatalities have remained higher in **Clark County** than rates in **Ohio**.

Per 100,000 people, 2015-2023



DECREASE OVERDOSE FATALITIES FROM 44.2 TO 39 PER 100,000 PEOPLE

CHIP STRATEGIES

Increase naloxone access points across Clark County from 4 access points to 8 access points by 12/31/2026

Expand harm reduction services in Clark County from 2 brick and mortar locations to 2 brick and mortar locations and 1 mobile unit location by 12/31/2026

Increase naloxone and overdose awareness materials in Clark County by recruiting 3 new partners to help disseminate materials by 12/31/2026

CHAMPION GROUP(S)

Substance Abuse Coalition

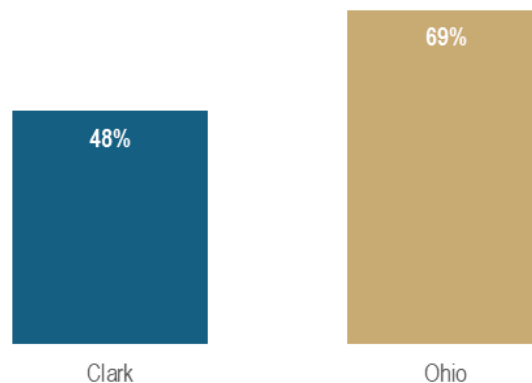
MATERNAL & INFANT HEALTH

PRENATAL CARE



Fewer mothers in **Clark County** receive prenatal care in the first trimester compared to mothers in **Ohio**

Percent of births 2024*. *2024 data is preliminary and subject to change.



INCREASE THE PERCENT OF MOTHERS IN CLARK COUNTY WHO RECEIVE PRENATAL CARE IN THE FIRST TRIMESTER FROM 48% TO 58%

CHIP STRATEGIES

Support integration of at least two maternal and infant health-focused Community Health Workers into current health systems in Clark County by 12/31/2028

CHAMPION GROUP(S)

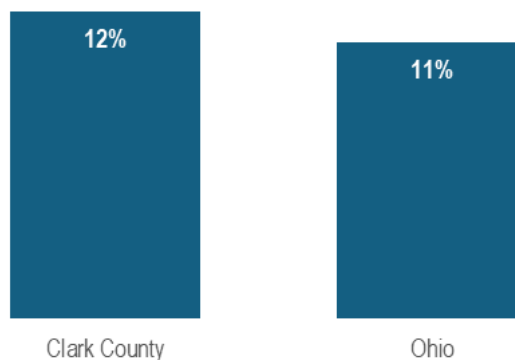
Clark County Combined Health District
The Rocking Horse Community Health Center
Mercy Health
Family & Youth Initiatives (FYI)

MATERNAL & INFANT HEALTH

PRETERM BIRTHS



The percent of babies born preterm is greater in Clark County than in Ohio. Percent of births, 2020-2024* *2024 data are preliminary and subject to change.



DECREASE THE PERCENT OF CLARK COUNTY BABIES BORN PRETERM FROM 12% TO 10%

CHIP STRATEGIES


Host at least 1 Preconception Health community education session annually through 2028

CHAMPION GROUP(S)

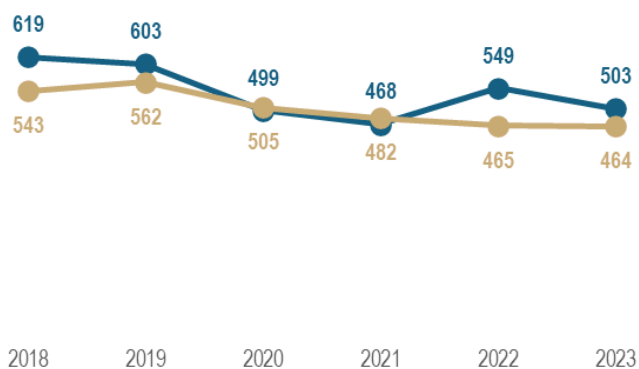
Clark County Combined Health District

MATERNAL & INFANT HEALTH

SEXUALLY-TRANSMITTED INFECTIONS



Chlamydia rates have been higher in **Clark County** than **Ohio** most years from 2018-2023. Cases of Chlamydia per 100,000 persons



DECREASE CHLAMYDIA RATES FROM 503 TO 464 PER 100,000 PEOPLE

CHIP STRATEGIES

Expand STI testing services in Clark County by opening 1 additional clinic site by 12/31/2026

Hold 3 sexual health education sessions annually for adolescent-aged children through 2028

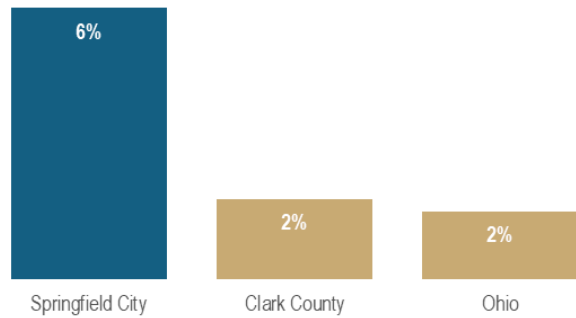
CHAMPION GROUP(S)

Clark County Combined Health District

COMMUNITY STABILITY



The percent of youth experiencing homelessness in the **City of Springfield** is higher than the county and state.
2023-2024 School year



DECREASE THE PERCENT OF YOUTH EXPERIENCING HOMELESSNESS IN THE CITY OF SPRINGFIELD FROM 6% TO 4%

CHIP STRATEGIES

Create a strategic plan to address homeless needs in Clark County and the City of Springfield by 12/31/2026

CHAMPION GROUP(S)

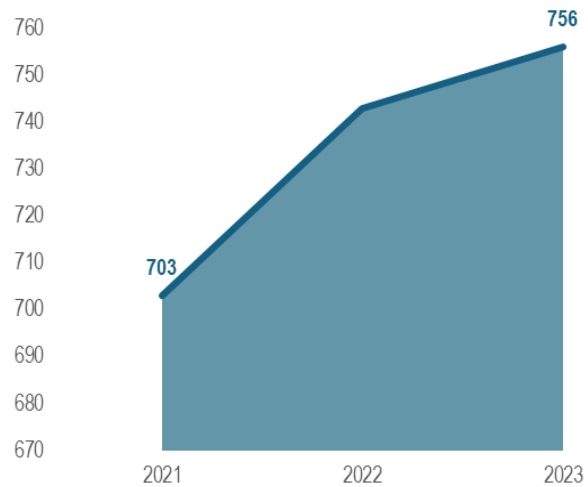
City of Springfield
Clark County Commissioners
United Way

COMMUNITY STABILITY

VIOLENT CRIME



Violent crimes have increased over time in Clark County



DECREASE VIOLENT CRIME RATE IN CLARK COUNTY FROM 756 TO 703

CHIP STRATEGIES

Increase engagement with the Youth Resource Guide by 10% annually through 2028

Hold one Summer Day Camp per year for school-aged children, aimed at supporting social emotional learning and building life skills through 2028

CHAMPION GROUP(S)

Youth Empowerment Task Force

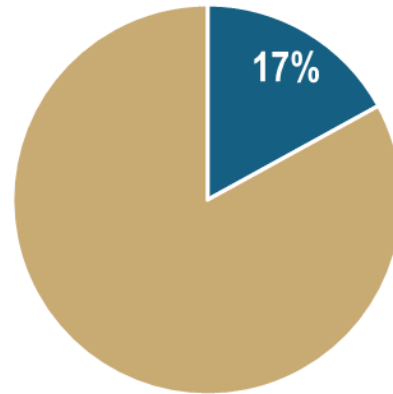
Fudge Foundation

COMMUNITY STABILITY

ADVERSE CHILDHOOD EXPERIENCES



17% of adults in the Greater Dayton Area experienced four or more adverse childhood experiences (ACEs)



DECREASE THE PERCENT OF ADULTS REPORTING 4 OR MORE ADVERSE CHILDHOOD EXPERIENCES (ACES) FROM 17% TO 15%

CHIP STRATEGIES

Increase the percent of families per year showing improvement in communication skills after completing Creating Lasting Family Connections program to 80% through 2028

CHAMPION GROUP(S)

Partners in Prevention

ASSETS & RESOURCES

Assets & resources listed below can be used to improve the health of the community. These assets and resources will help the community address priority areas and/or implement strategies. This list is not exhaustive.

CHRONIC DISEASE

- Breast Cancer Endowment Fund of Clark County
- Clark County Public Library
- Community Gardens
- Community Health Foundation
- Creating Healthy Communities
- Diabetes Task Force
- Faith Community Health Ministries
- Federally Qualified Health Centers
- The Health Center at Springfield High
- Health fairs
- Local gyms
- Local healthcare providers
- Mental Health Services
- Mercy Health
 - Cardiac Rehab and Heart House
 - Springfield Regional Cancer Center
 - Springfield Regional Medical Center
- National Trails Parks and Recreation
- Nehemiah Foundation Community Chaplain
- OSU Extension and master gardeners
- Other Local Funders
- Partners in Prevention
- Rocking Horse Health Bus
- School health
- Second Harvest Food Bank
- Shine the Light Group/Event
- Sisters United for Prevention
- Springfield Farmer's Market
- Springfield Foundation
- Springfield Promise Neighborhood
- St. Vincent DePaul
- United Senior Services
- Workplace wellness programs
- YMCA
- Youth programs

MENTAL HEALTH

- Big Brothers Big Sisters
- Botvin Lifeskills
- Care coordination
- Comfort, Assistance, Reassurance, Encouragement (CARE) Team
- Child Advocacy Center
- Churches
- Citi Lookout
- Clark County Cares Coalition
- Clark County Juvenile Court
- Crisis Response Team from Medical Reserve Corps
- Del Pueblo
- Developmental Disabilities
- Family and Youth Initiatives (FYI)
- Mental Health First Aid
- Mental Health & Recovery Board system of care
- Mental Health Services, Youth Challenges
- My Brothers Keeper
- Nehemiah Foundation Community Chaplain
- ODMAP
- On the Rise
- One2One
- Parents
- Partners in Prevention
- PAX Good Behavior Game
- Pediatricians
- Project DAWN
- Project Jericho
- Project Woman
- Rocking Horse Community Health Center Behavioral Health Services
- Ruling Our Experiences (ROX) Program
- Safe Harbor House
- School counselors
- Schools
- Senior Citizen Task Force
- Springfield Museum of Art
- Substance Abuse Coalition
- The Peace Center
- WellSpring
- Youth groups
- Youth prevention programs
- Youth Summit

ASSETS & RESOURCES

Assets & resources listed below can be used to improve the health of the community. These assets and resources will help the community address priority areas and/or implement strategies. This list is not exhaustive.

MATERNAL & INFANT HEALTH

- CCCHD Sexual Health and Wellness Clinic
- Choosing Hope
- Cribs for Kids, including Haitian outreach
- Early intervention
- Family and Youth Initiatives (FYI)
- Fathering Strong
- Federally-Qualified Health Centers
- GRADs program (Graduation Reality and Dual Role Skills)
- Home visiting programs
- Mercy Health Birthing Center and classes
- Mercy REACH
- OB/GYNs
- PIC (Parent Infant Clinic)
- Pregnancy Resource Clinic
- Rocking Horse Community Health Center
- Start Strong
- Women, Infants and Children
- Yomingo App
- Youth programs

COMMUNITY STABILITY

- CitiLookout's Journey to Freedom
- Clark County Juvenile Court
- Community Police Advisory Team
- Clark County Land Bank
- Clark County Service Day
- COHHIO
- Community Health Foundation
- Crabill Foundation
- Engaged neighborhood planning
- Flourishing Neighborhoods through Nehemiah Foundation
- Habitat for Humanity
- Heritage Center
- Keep Clark County Beautiful
- Landlord registry
- Landmarks Commission
- Mckinney-Vento team
- National Trails Parks and Recreation
- Neighborhood Housing Partnership
- Neighborhood Resource Officers
- OIC of Clark County
- Partners in Prevention
- Receivership Program
- Safe housing – lead program
- Salvation Army
- Wilson Sheehan Foundation
- Sheltered, Inc.
- SPFLD Coalition
- Springfield 2051
- Springfield Foundation
- Springfield Metropolitan Housing Authority
- Springfield Promise Neighborhood
- St. Vincent DePaul
- United Way
- Vacant property registry
- Violence Interrupters
- Westcott Center
- Youth Empowerment Task Force

PRIORITY ALIGNMENT

The health priorities and cross-cutting factors align with health improvement initiatives at the state and national level.

OHIO STATE HEALTH IMPROVEMENT PLAN 2020-2022* Ohio Department of Health	CLARK COUNTY COMMUNITY HEALTH IMPROVEMENT PLAN 2026-2028	Healthy People 2030 health.gov
<ul style="list-style-type: none"> • Tobacco/Nicotine use • Nutrition • Physical Activity • Local access to healthcare providers • Heart disease and diabetes 	CHRONIC DISEASE	<ul style="list-style-type: none"> • Tobacco Use • Nutrition • Physical Activity • Healthcare • Diabetes
<ul style="list-style-type: none"> • Preterm birth and infant mortality 	MATERNAL & INFANT HEALTH	<ul style="list-style-type: none"> • Pregnancy and Childbirth • Sexually Transmitted Infections
<ul style="list-style-type: none"> • Unmet need for mental health care • Depression • Suicide • Drug overdose deaths 	MENTAL HEALTH	<ul style="list-style-type: none"> • Mental Health and Mental Disorders • Injury Prevention - Suicide • Drug and Alcohol Use
<ul style="list-style-type: none"> • Housing affordability and quality • Community conditions 	COMMUNITY STABILITY	<ul style="list-style-type: none"> • Housing and Homes

*The 2025-2029 State Health Improvement Plan (SHIP) is currently under development. This page will be updated after the SHIP is released.

NEXT STEPS

The CHIP is a living document that is updated and republished every three years. As we have been working to complete this version, we remain mindful of the continuous improvement process and have identified next steps to make this CHIP even more useful to our community.

NEXT STEPS INCLUDE:

- 1 Measure progress towards goals & strategies
- 2 Continue data collection and reassess goals & strategies as needed
- 3 Communicate progress on public-facing dashboard

TRACKING OUR PROGRESS

Progress on goals strategies will be tracked in Clear Impact, a performance management and Results-Based Accountability software. CCCHD will be responsible for reviewing progress towards stated strategies and gathering information from champion groups that have accepted responsibility for each strategy.

Progress towards strategies will be shared quarterly with the Steering Committee. Visit ccchd.com/chachip to view progress on our initiatives.





Public Health
Prevent. Promote. Protect.



ccchd.com | health@ccchd.com